

Standard terminal blocks

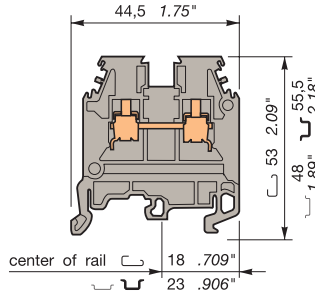
Screw clamp



DIN 1 - 3

MA 2,5/5...

Spacing 5 mm + 0,08 (.200")



Standard 5 mm block.

1SNA 115 486 R0300

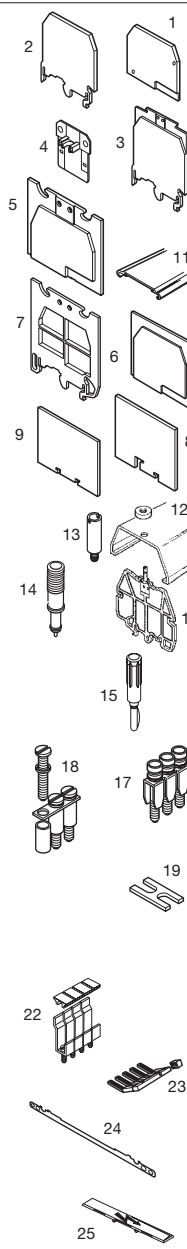


Colour	Type	Part numbers
--------	------	--------------

Standard blocks

Grey	MA 2,5/5	1SNA 115 486 R0300
Blue	MA 2,5/5.N	1SNA 125 486 R0500
Yellow	MA 2,5/5	1SNA 105 486 R1200
Red	MA 2,5/5	1SNA 400 184 R2700
Black	MA 2,5/5	1SNA 105 077 R2200
White	MA 2,5/5	1SNA 105 052 R2100
Orange	MA 2,5/5	1SNA 105 075 R2000
Beige V0	MA 2,5/5.V0	1SNA 195 486 R0400

Accessories



Accessories	Type	Part numbers
1 End section	grey, blue, orange, yellow, green, white, beige, black	FEM6 th. 2,8 mm 1SNA 118 368 R1600 FEM6 th. 2,8 mm 1SNA 128 368 R1000 FEM6 th. 2,8 mm 1SNA 103 126 R1600 FEM6 th. 2,8 mm 1SNA 103 062 R2100 FEM6 th. 2,8 mm 1SNA 103 125 R1500 FEM6 th. 2,8 mm 1SNA 103 312 R2000 FEM6 V0 th. 2,8 mm 1SNA 198 368 R1700 FEM6 th. 2,8 mm 1SNA 107 005 R2500
2 End section	grey	FEM61 (2) th. 3,0 mm 1SNA 114 776 R2300
3 End section	grey	FEM6C (2) th. 3,0 mm 1SNA 114 777 R2400
4 Circuit separator	grey	SCMA5 1SNA 116 728 R2500
5 Separator end section	grey, blue, beige	SCF6 th. 3,0 mm 1SNA 118 707 R0300 SCF6 th. 3,0 mm 1SNA 128 707 R0500 SCF6 V0 th. 3,0 mm 1SNA 198 707 R0400
6 Separator end section	grey	SCF61 th. 3,0 mm 1SNA 114 202 R2500
7 Separator end section	grey	SCFM6 (2) th. 3,0 mm 1SNA 114 825 R0500
8 Separator end section	grey	SCFEX1 (2) th. 2,4 mm 1SNA 103 619 R0400
9 Separator end section	grey	SCFEX3 (2) th. 2,4 mm 1SNA 103 620 R0100
10 Separator end section (for cover CPV)	grey, beige	SCFCV1-2 (2) th. 3,0 mm 1SNA 116 795 R1100 SCFCV1-2 V0(2)V0 th. 3,0 mm 1SNA 196 795 R1200
11 Protective cover	CPM (for FEM6C, SCF6(V0) and SCFM6)	1SNA 187 312 R1400
12 Protective cover	CPV1-2 (for SCFCV1-2...)	1SNA 176 816 R1200
13 Test socket	AL2 (1) DIA. 2 mm	1SNA 163 046 R2400
14 Test device	DCB blue	1SNA 105 028 R2100
15 Test plug	FC2 DIA. 2 mm	1SNA 007 865 R2600
17 Assembled jumper bar	24 A BJM5 (1) 2 poles 1SNA 176 278 R1600 24 A BJM5 (1) 3 poles 1SNA 176 279 R1700 24 A BJM5 (1) 4 poles 1SNA 176 280 R0500 24 A BJM5 (1) 5 poles 1SNA 176 281 R2200 24 A BJM5 (1) 10 poles 1SNA 176 282 R2300	
18 Jumper bar not assembled	24 A BJS5 (1) 20 poles 1SNA 177 652 R0600	
Post + screw + washer	EV5 1SNA 168 629 R1600	
19 Connector plate	EL6 1SNA 173 627 R2100	
22 Alternated jumper bar	24 A BJA5 10 poles 1SNA 205 021 R2600 24 A BJA5.30 30 poles 1SNA 205 197 R2400	
23 Comb-type jumper bar	30 A PC5 2 poles 1SNA 113 542 R1000 30 A PC5 10 poles 1SNA 113 544 R1200 Insulating tip EIP 1SNA 113 550 R2400	
24 Shield connector	CBM5 th. 0,5 mm 1SNA 178 745 R1400 CBM8 th. 0,8 mm 1SNA 178 746 R1500	
25 Protection label	EPU5 1SNA 107 033 R1000	

refer to the section "Special Applications" for part numbers and characteristics.

Test connector : refer to section connectors

End stop	th. 9 mm	BADL	V0	1SNA 399 903 R0200
End stop	th. 10 mm	BAM2	V2	1SNA 206 351 R1600
End stop	th. 10 mm	BAM2 V0	V0	1SNA 296 351 R0000
Rail	35 x 7,5 x 1	PR3.Z2		1SNA 174 300 R1700
Rail	35 x 15 x 2,3	PR4		1SNA 168 500 R1200
Rail	35 x 15 x 1,5	PR5		1SNA 168 700 R2200
Rail	32 x 15 x 1,5	PR1.Z2		1SNA 163 050 R0400

Other end stops, rails and accessories : see section on accessories.

Characteristics

Connecting capacity	IEC			UL	CSA
	NFC	DIN			
Screw clamp Rigid	0,2-4 mm ²			22-12 AWG	22-12 AWG
Screw clamp Flexible	0,22-2,5 mm ²			22-12 AWG	22-12 AWG

Voltage			
Rated	1000 V	600 V	600 V
Impulse withstand	8 kV		
Pollution degree	3		

Current			
Rated	24 A	30 A	25 A

Cross section			
Rated / Gauge	2,5 mm ² / A3	12 AWG	12 AWG
Wire strip length	Recomm. Screwdriver	Recomm. torque	Protection
10 mm	3,5 mm	0,4-0,6 Nm	IP 20
.39"	.137"	3.5-5.3 lb.in	NEMA 1

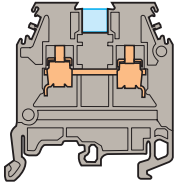
Notes

The use of some accessories may decrease the block's voltage rating. For more information, consult us.

R See section on marking method
 Note : (1) A circuit separator SC may be required with the use of these accessories.
 (2) End section and circuit separator snapped on rails.

MA 2,5/5.1...

Spacing 5 mm + 0,08 (.200")

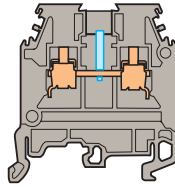


- Grey **MA 2,5/5.1** 1SNA 115 485 R0200
- Blue **MA 2,5/5.1.N** 1SNA 125 485 R0400

MA 2,5/5 blocks with partition.

MA 2,5/5.2

Spacing 5 mm + 0,08 (.200")



- Grey 1SNA 115 492 R0100

MA 2,5/5.1 equipped with a test socket DIA. 2 mm/.079"

Type		Part numbers		Part numbers			
FEM6	th.2,8 mm	1SNA 118 368 R1600	1SNA 118 368 R1600	1SNA 118 368 R1600			
FEM6	th.2,8 mm	1SNA 128 368 R1000	1SNA 128 368 R1000	1SNA 128 368 R1000			
FEM6	th.2,8 mm	1SNA 103 126 R1600	1SNA 103 126 R1600	1SNA 103 126 R1600			
FEM6	th.2,8 mm	1SNA 103 062 R2100	1SNA 103 062 R2100	1SNA 103 062 R2100			
FEM6	th.2,8 mm	1SNA 103 125 R1500	1SNA 103 125 R1500	1SNA 103 125 R1500			
FEM6	th.2,8 mm	1SNA 103 312 R2000	1SNA 103 312 R2000	1SNA 103 312 R2000			
FEM6 V0	V0 th.2,8 mm	1SNA 198 368 R1700	V0 1SNA 198 368 R1700	1SNA 198 368 R1700			
FEM6	th.2,8 mm	1SNA 107 005 R2500	1SNA 107 005 R2500	1SNA 107 005 R2500			
FEM61	(2) th.3,0 mm	1SNA 114 776 R2300	(2) 1SNA 114 776 R2300				
FEM6C	(2) th.3,0 mm	1SNA 114 777 R2400	(2) 1SNA 114 777 R2400				
SCF6	th.3,0 mm	1SNA 118 707 R0300	1SNA 118 707 R0300	1SNA 118 707 R0300			
SCF6	th.3,0 mm	1SNA 128 707 R0500	1SNA 128 707 R0500	1SNA 128 707 R0500			
SCF6 V0	V0 th.3,0 mm	1SNA 198 707 R0400	V0 1SNA 198 707 R0400	1SNA 198 707 R0400			
SCF61	th.3,0 mm	1SNA 114 202 R2500	1SNA 114 202 R2500	1SNA 114 202 R2500			
SCFM6	(2) th.3,0 mm	1SNA 114 825 R0500	(2) 1SNA 114 825 R0500				
SCFEX1	(2) th.2,4 mm	1SNA 103 619 R0400	(2) 1SNA 103 619 R0400				
SCFEX3	(2) th.2,4 mm	1SNA 103 620 R0100	(2) 1SNA 103 620 R0100				
SCFCV1-2	(2) th.3,0 mm	1SNA 116 795 R1100	(2) 1SNA 116 795 R1100				
SCFCV1-2 V0(2)V0	th.3,0 mm	1SNA 196 795 R1200	(2)V0 1SNA 196 795 R1200				
CPM	(for FEM6C, SCF6(V0) and SCFM6)	1SNA 187 312 R1400	1SNA 187 312 R1400				
CPV1-2	(for SCFCV1-2...)	1SNA 176 816 R1200	1SNA 176 816 R1200				
AL2	DIA. 2 mm	1SNA 163 046 R2400					
DCB	blue	1SNA 105 028 R2100	1SNA 105 028 R2100				
FC2	DIA. 2 mm	1SNA 007 865 R2600	1SNA 007 865 R2600				
BJMI5	(3) 2 poles	1SNA 176 278 R1600					
BJMI5	(3) 3 poles	1SNA 176 279 R1700					
BJMI5	(3) 4 poles	1SNA 176 280 R0500					
BJMI5	(3) 5 poles	1SNA 176 281 R2200					
BJMI5	(3) 10 poles	1SNA 176 282 R2300					
BJS5	(3) 20 poles	1SNA 177 652 R0600					
EV5		1SNA 168 629 R1600					
EL6		1SNA 173 627 R2100					
BJA5	10 poles	1SNA 205 021 R2600	1SNA 199 466 R2300				
BJA5.30	30 poles	1SNA 205 197 R2400					
PC5	2 poles	1SNA 113 542 R1000	1SNA 113 542 R1000				
PC5	10 poles	1SNA 113 544 R1200	1SNA 113 544 R1200				
EIP		1SNA 113 550 R2400	1SNA 113 550 R2400				
CBM5	th.0,5 mm	1SNA 178 745 R1400	1SNA 178 745 R1400				
CBM8	th.0,8 mm	1SNA 178 746 R1500	1SNA 178 746 R1500				
EPU5		1SNA 107 033 R1000	1SNA 107 033 R1000				

RC55 - RC510 sides of blocks and RC510 only top of block

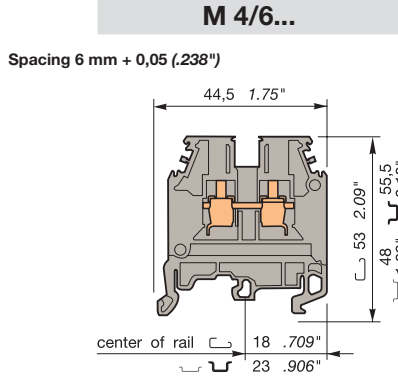
RC55 - RC510

Note : (1) A circuit separator SC may be required with the use of these accessories. (2) End sections and circuit separators snapped on rails. (3) Use of these accessories requires the user to cut out the partition.

Standard terminal blocks

Screw clamp

DIN 1 - 3

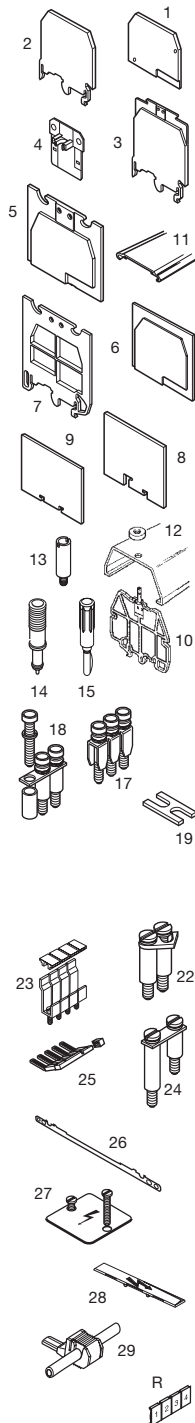


Standard 6 mm block 1SNA 115 116 R0700



Colour	Type	Part numbers
<i>Standard blocks</i>		
Grey	M 4/6	1SNA 115 116 R0700
Blue	M 4/6.N	1SNA 125 116 R0100
Orange	M 4/6	1SNA 105 002 R2000
Yellow	M 4/6	1SNA 105 116 R1600
Green	M 4/6	1SNA 105 001 R2700
Red	M 4/6	1SNA 105 032 R1500
Black	M 4/6	1SNA 105 031 R1400
White	M 4/6	1SNA 105 051 R2000
Brown	M 4/6	1SNA 105 209 R1400
Purple	M 4/6	1SNA 206 404 R0500
Beige V0	M 4/6.V0	1SNA 195 116 R0000

Accessories



Type	Part numbers
1 End section	grey FEM6 th. 2,8 mm 1SNA 118 368 R1600 blue FEM6 th. 2,8 mm 1SNA 128 368 R1000 orange FEM6 th. 2,8 mm 1SNA 103 126 R1600 yellow FEM6 th. 2,8 mm 1SNA 103 062 R2100 green FEM6 th. 2,8 mm 1SNA 103 125 R1500 white FEM6 th. 2,8 mm 1SNA 103 312 R2000 beige FEM6 V0 V0 th. 2,8 mm 1SNA 198 368 R1700 black FEM6 th. 2,8 mm 1SNA 107 005 R2500
2 End section	grey FEM61 (3) th. 3,0 mm 1SNA 114 776 R2300
3 End section	grey FEM6C (3) th. 3,0 mm 1SNA 114 777 R2400
4 Circuit separator	grey SCM6 1SNA 113 003 R1000 blue SCM6 1SNA 123 003 R1200 beige SCM6 V0 V0 1SNA 193 003 R1100
5 Separator end section	grey SCF6 th. 3,0 mm 1SNA 118 707 R0300 blue SCF6 th. 3,0 mm 1SNA 128 707 R0500 beige SCF6 V0 V0 th. 3,0 mm 1SNA 198 707 R0400
6 Separator end section	grey SCF61 th. 3,0 mm 1SNA 114 202 R2500
7 Separator end section	grey SCFM6 (3) th. 3,0 mm 1SNA 114 825 R0500
8 Separator end section	grey SCFEX1 (3) th. 2,4 mm 1SNA 103 619 R0400
9 Separator end section	grey SCFEX3 (3) th. 2,4 mm 1SNA 103 620 R0100
10 Separator end section (for cover CPV)	grey SCFCV1-2 (3) th. 3,0 mm 1SNA 116 795 R1100 beige SCFCV1-2 V0(3)V0 th. 3,0 mm 1SNA 196 795 R1200
11 Protective cover	CPM (for FEM6C, SCF6(V0) and SCFM6) 1SNA 187 312 R1400
12 Protective cover	CPV1-2 (for SCFCV1-2...) 1SNA 176 816 R1200
13 Test socket	AL2 (1) DIA. 2 mm 1SNA 163 043 R2100 AL3 (1) DIA. 3 mm 1SNA 163 261 R0000
14 Test device	DCJ yellow 1SNA 173 059 R0300
15 Test plug	FC2 DIA. 2 mm 1SNA 007 865 R2600 FC4 DIA. 4 mm 1SNA 167 860 R0100
17 Assembled jumper bar (with IP20 protection)	32 A BJMI6 (1) 2 poles 1SNA 176 663 R0000 32 A BJMI6 (1) 3 poles 1SNA 176 664 R0100 32 A BJMI6 (1) 4 poles 1SNA 176 665 R0200 32 A BJMI6 (1) 5 poles 1SNA 176 666 R0300 32 A BJMI6 (1) 10 poles 1SNA 176 667 R0400
18 Jumper bar not assembled Post + screw + washer IP 20	32 A BJS6 (1) 20 poles 1SNA 174 784 R2000 EV6I 1SNA 206 394 R0200
19 Connector plate	35 A EL6 1SNA 173 627 R2100
22 Pivoting jumper bar	35 A BJP6 (1) 1SNA 174 413 R1400
23 Alternated jumper bar	35 A BJA6 (1) 10 poles 1SNA 116 541 R1200
24 Universal jumper bar	50 A BJD1 (1)(2) spacing 6 <-> spacing 16 1SNA 179 623 R0300 70 A BJD3 (1)(2) spacing 6 <-> spacing 12 1SNA 179 625 R0500 50 A BJD4 (1)(2) spacing 6 <-> spacing 8 or 10 1SNA 174 781 R2500
25 Comb-type jumper bar	35 A PC6 (4) 2 poles 1SNA 113 546 R1400 35 A PC6 (4) 10 poles 1SNA 113 548 R2600 EIP 1SNA 113 550 R2400
26 Shield connector	CBM5 th. 0,5 mm 1SNA 178 745 R1400 CBM8 th. 0,8 mm 1SNA 178 746 R1500
27 Protection label	EP6 4 blocks 1SNA 163 427 R1700
Screw for protection label	VSP6 1SNA 163 433 R1500
28 Protection label	EPU6 1SNA 107 038 R2500
29 IDC jumper	AD2,5 1SNA 114 205 R2000
R See section on markers marking method	RC65 - RC610 RCT610

refer to the section "Special Applications" for part numbers and characteristics.

Test connector : refer to section connectors

End stop	th. 9 mm	BADL	V0	1SNA 399 903 R0200
End stop	th. 10 mm	BAM2	V2	1SNA 206 351 R1600
End stop	th. 10 mm	BAM2 V0	V0	1SNA 296 351 R0000
Rail	35 x 7,5 x 1	PR3.Z2		1SNA 174 300 R1700
Rail	35 x 15 x 2,3	PR4		1SNA 168 500 R1200
Rail	35 x 15 x 1,5	PR5		1SNA 168 700 R2200
Rail	32 x 15 x 1,5	PR1.Z2		1SNA 163 050 R0400

Other end stops, rails and accessories : see section on accessories.

Characteristics

Wire size	Wire size		
	IEC NFC DIN	UL	CSA
Screw clamp	Rigid 0,2-4 mm ²	24-10 AWG	24-10 AWG
	Flexible 0,22-4 mm ²	24-10 AWG	24-10 AWG

Voltage			
Rated	1000 V	600 V	600 V
Impulse withstand	8 kV		
Pollution degree	3		

Current			
Rated	32 A	30 A	25 A

Wire size			
Rated / Gauge	4 mm ² / A4	10 AWG	10 AWG
Wire strip length	Recomm. 4 mm	Recomm. 0,5-0,8 Nm torque	Protection IP 20
	.37"	.157"	NEMA 1

Notes

The use of some accessories may decrease the block's voltage rating. For more information, consult us.

BJDP1 permits the interconnection with a terminal block series "M" spacing 16 mm.

BJDP3 permits the interconnection with a terminal block series "M" spacing 12 mm.

BJDP4 permits the interconnection with a terminal block series "D" spacing 8 mm or a terminal block series "M" spacing 8 or 10 mm.

M 4/6.T	M 4/6.1	M 4/6.2	M 4/6.3	M 4/6.4	M 4/6.C	
Spacing 6 mm + 0,05 (.238")	Spacing 6 mm + 0,05 (.238")	Spacing 6 mm + 0,05 (.238")	Spacing 6 mm + 0,05 (.238")	Spacing 6 mm + 0,05 (.238")	Spacing 6 mm + 0,05 (.238")	
Grey □ 1SNA 115 224 R1300 Beige V0 □ 1SNA 195 224 R1400	Grey □ 1SNA 115 259 R0600 Beige V0 □ 1SNA 195 259 R0700 Orange □ 1SNA 105 208 R1300	Grey □ 1SNA 115 217 R1400 Beige V0 □ 1SNA 195 217 R1500	Grey □ 1SNA 115 268 R0700 Beige V0 □ 1SNA 195 268 R0000	Grey □ 1SNA 115 192 R0400 Beige V0 □ 1SNA 195 192 R0500	Grey □ 1SNA 115 208 R0400 Beige V0 □ 1SNA 195 208 R0500	
M 4/6 with 1 test socket screw DIA. 2 mm/.079" on the right	M 4/6 with partition	M 4/6.1 equipped with a test socket DIA. 2 mm/.079"	M 4/6.1 equipped with a test socket DIA. 3 mm/.12"	M 4/6.1 equipped with a test socket DIA. 4 mm/.16"	M 4/6.1 equipped with a test socket DIA. 2,5 mm/.10" for connector	
UL	CE	UL	CE	UL	CE	
Part numbers	Part numbers	Part numbers	Part numbers	Part numbers	Part numbers	Part numbers
1SNA 118 368 R1600 1SNA 128 368 R1000 1SNA 103 126 R1600 1SNA 103 062 R2100 1SNA 103 125 R1500 1SNA 103 312 R2000 V0 1SNA 198 368 R1700 1SNA 107 005 R2500 (3) 1SNA 114 776 R2300 (3) 1SNA 114 777 R2400 1SNA 113 003 R1000 1SNA 123 003 R1200 V0 1SNA 193 003 R1100 1SNA 118 707 R0300 1SNA 128 707 R0500 V0 1SNA 198 707 R0400 1SNA 114 202 R2500 (3) 1SNA 114 825 R0500 (3) 1SNA 103 619 R0400 (3) 1SNA 103 620 R0100 (3) 1SNA 116 795 R1100 (3)V0 1SNA 196 795 R1200 1SNA 187 312 R1400 1SNA 176 816 R1200	1SNA 118 368 R1600 1SNA 128 368 R1000 1SNA 103 126 R1600 1SNA 103 062 R2100 1SNA 103 125 R1500 1SNA 103 312 R2000 V0 1SNA 198 368 R1700 1SNA 107 005 R2500 (3) 1SNA 114 776 R2300 (3) 1SNA 114 777 R2400 1SNA 113 003 R1000 1SNA 123 003 R1200 V0 1SNA 193 003 R1100 1SNA 118 707 R0300 1SNA 128 707 R0500 V0 1SNA 198 707 R0400 1SNA 114 202 R2500 (3) 1SNA 114 825 R0500 (3) 1SNA 103 619 R0400 (3) 1SNA 103 620 R0100 (3) 1SNA 116 795 R1100 (3)V0 1SNA 196 795 R1200 1SNA 187 312 R1400 1SNA 176 816 R1200 1SNA 163 043 R2100 1SNA 163 261 R0000 1SNA 173 059 R0300 1SNA 007 865 R2600	1SNA 118 368 R1600 1SNA 128 368 R1000 1SNA 103 126 R1600 1SNA 103 062 R2100 1SNA 103 125 R1500 1SNA 103 312 R2000 V0 1SNA 198 368 R1700 1SNA 107 005 R2500 (3) 1SNA 114 776 R2300 (3) 1SNA 114 777 R2400 1SNA 113 003 R1000 1SNA 123 003 R1200 V0 1SNA 193 003 R1100 1SNA 118 707 R0300 1SNA 128 707 R0500 V0 1SNA 198 707 R0400 1SNA 114 202 R2500 (3) 1SNA 114 825 R0500 (3) 1SNA 103 619 R0400 (3) 1SNA 103 620 R0100 (3) 1SNA 116 795 R1100 (3)V0 1SNA 196 795 R1200 1SNA 187 312 R1400 1SNA 176 816 R1200	1SNA 118 368 R1600 1SNA 128 368 R1000 1SNA 103 126 R1600 1SNA 103 062 R2100 1SNA 103 125 R1500 1SNA 103 312 R2000 V0 1SNA 198 368 R1700 1SNA 107 005 R2500 (3) 1SNA 114 776 R2300 (3) 1SNA 114 777 R2400 1SNA 113 003 R1000 1SNA 123 003 R1200 V0 1SNA 193 003 R1100 1SNA 118 707 R0300 1SNA 128 707 R0500 V0 1SNA 198 707 R0400 1SNA 114 202 R2500 (3) 1SNA 114 825 R0500 (3) 1SNA 103 619 R0400 (3) 1SNA 103 620 R0100 (3) 1SNA 116 795 R1100 (3)V0 1SNA 196 795 R1200 1SNA 187 312 R1400 1SNA 176 816 R1200	1SNA 118 368 R1600 1SNA 128 368 R1000 1SNA 103 126 R1600 1SNA 103 062 R2100 1SNA 103 125 R1500 1SNA 103 312 R2000 V0 1SNA 198 368 R1700 1SNA 107 005 R2500 (3) 1SNA 114 776 R2300 (3) 1SNA 114 777 R2400 1SNA 113 003 R1000 1SNA 123 003 R1200 V0 1SNA 193 003 R1100 1SNA 118 707 R0300 1SNA 128 707 R0500 V0 1SNA 198 707 R0400 1SNA 114 202 R2500 (3) 1SNA 114 825 R0500 (3) 1SNA 103 619 R0400 (3) 1SNA 103 620 R0100 (3) 1SNA 116 795 R1100 (3)V0 1SNA 196 795 R1200 1SNA 187 312 R1400 1SNA 176 816 R1200 1SNA 167 860 R0100	1SNA 118 368 R1600 1SNA 128 368 R1000 1SNA 103 126 R1600 1SNA 103 062 R2100 1SNA 103 125 R1500 1SNA 103 312 R2000 V0 1SNA 198 368 R1700 1SNA 107 005 R2500 (3) 1SNA 114 776 R2300 (3) 1SNA 114 777 R2400 1SNA 113 003 R1000 1SNA 123 003 R1200 V0 1SNA 193 003 R1100 1SNA 118 707 R0300 1SNA 128 707 R0500 V0 1SNA 198 707 R0400 1SNA 114 202 R2500 (3) 1SNA 114 825 R0500 (3) 1SNA 103 619 R0400 (3) 1SNA 103 620 R0100 (3) 1SNA 116 795 R1100 (3)V0 1SNA 196 795 R1200 1SNA 187 312 R1400 1SNA 176 816 R1200 The terminal blocks M 4/6.C are equipped with a test socket DIA. 2,5 mm/.10" for connectors described in the section "Connectors".	
1SNA 176 663 R0000 (1) 1SNA 176 664 R0100 (1) 1SNA 176 665 R0200 (1) 1SNA 176 666 R0300 (1) 1SNA 176 667 R0400 (1) 1SNA 174 784 R2000 1SNA 206 394 R0200	1SNA 176 663 R0000 (5) 1SNA 176 664 R0100 (5) 1SNA 176 665 R0200 (5) 1SNA 176 666 R0300 (5) 1SNA 176 667 R0400 (5) 1SNA 174 784 R2000 1SNA 206 394 R0200	1SNA 176 663 R0000 (5) 1SNA 176 664 R0100 (5) 1SNA 176 665 R0200 (5) 1SNA 176 666 R0300 (5) 1SNA 176 667 R0400 (5) 1SNA 174 784 R2000 1SNA 206 394 R0200	1SNA 176 663 R0000 (5) 1SNA 176 664 R0100 (5) 1SNA 176 665 R0200 (5) 1SNA 176 666 R0300 (5) 1SNA 176 667 R0400 (5) 1SNA 174 784 R2000 1SNA 206 394 R0200	1SNA 176 663 R0000 (5) 1SNA 176 664 R0100 (5) 1SNA 176 665 R0200 (5) 1SNA 176 666 R0300 (5) 1SNA 176 667 R0400 (5) 1SNA 174 784 R2000 1SNA 206 394 R0200	1SNA 176 663 R0000 (5) 1SNA 176 664 R0100 (5) 1SNA 176 665 R0200 (5) 1SNA 176 666 R0300 (5) 1SNA 176 667 R0400 (5) 1SNA 174 784 R2000 1SNA 206 394 R0200	
1SNA 173 627 R2100	1SNA 173 627 R2100	1SNA 173 627 R2100	1SNA 173 627 R2100	1SNA 173 627 R2100	1SNA 173 627 R2100	
(1) 1SNA 174 413 R1400 (1) 1SNA 116 541 R1200 (1)(2) 1SNA 179 623 R0300 (1)(2) 1SNA 179 625 R0500 (1)(2) 1SNA 174 781 R2500 1SNA 113 546 R1400 1SNA 113 548 R2600 1SNA 113 550 R2400 1SNA 178 745 R1400 1SNA 178 746 R1500 1SNA 163 427 R1700 1SNA 163 433 R1500 1SNA 107 038 R2500 1SNA 114 205 R2000	(5) 1SNA 174 413 R1400 (5) 1SNA 116 541 R1200 (2)(5) 1SNA 179 623 R0300 (2)(5) 1SNA 179 625 R0500 (2)(5) 1SNA 174 781 R2500 1SNA 113 546 R1400 1SNA 113 548 R2600 1SNA 113 550 R2400 1SNA 178 745 R1400 1SNA 178 746 R1500 1SNA 163 427 R1700 1SNA 163 433 R1500 1SNA 107 038 R2500 1SNA 114 205 R2000	1SNA 113 546 R1400 1SNA 113 548 R2600 1SNA 113 550 R2400 1SNA 178 745 R1400 1SNA 178 746 R1500 1SNA 107 038 R2500 1SNA 114 205 R2000	1SNA 113 546 R1400 1SNA 113 548 R2600 1SNA 113 550 R2400 1SNA 178 745 R1400 1SNA 178 746 R1500 1SNA 107 038 R2500 1SNA 114 205 R2000	1SNA 113 546 R1400 1SNA 113 548 R2600 1SNA 113 550 R2400 1SNA 178 745 R1400 1SNA 178 746 R1500 1SNA 107 038 R2500 1SNA 114 205 R2000	1SNA 113 546 R1400 1SNA 113 548 R2600 1SNA 113 550 R2400 1SNA 178 745 R1400 1SNA 178 746 R1500 1SNA 107 038 R2500 1SNA 114 205 R2000	
RC65 - RC610 RCT610	RC65 - RC610 RCT610 (5)	RC65 - RC610	RC65 - RC610	RC65 - RC610	RC65 - RC610	

Note : (1) A circuit separator SC may be required with the use of these accessories. (2) See "Notes". (3) End sections and separators snapped on rails. (5) Use of these accessories requires the user to cut out the partition.

Standard terminal blocks

Screw clamp

DIN 1 - 3



End stop		th. 9 mm	BADL	V0	1SNA 399 903 R0200
End stop		th. 10 mm	BAM2	V2	1SNA 206 351 R1600
End stop		th. 10 mm	BAM2 V0	V0	1SNA 296 351 R0000
Rail		35 x 7,5 x 1	PR3.Z2		1SNA 174 300 R1700
Rail		35 x 15 x 2,3	PR4		1SNA 168 500 R1200
Rail		35 x 15 x 1,5	PR5		1SNA 168 700 R2200
Rail		32 x 15 x 1,5	PR1.Z2		1SNA 163 050 R0400

Other end stops, rails and accessories : see section on accessories.

Notes

Some accessories can decrease the block's voltage rating. For more information, consult us.

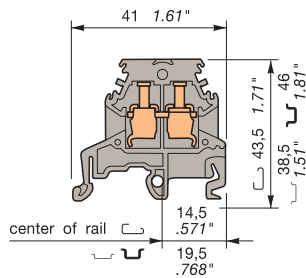
Accessories

	1 End section	grey blue orange yellow beige	FEMS6	th. 3,0 mm	1SNA 113 885 R0100
	2 Circuit separator	grey	SCFEX1 (1)	th. 2,4 mm	1SNA 103 619 R0400
	3 Circuit separator	grey	SCFEX3 (1)	th. 2,4 mm	1SNA 103 620 R0100
	4 Circuit separator (for CPV cover)	grey beige	SCFCV1-2 (1) SCFCV1-2 V0(1) V0	th. 3,0 mm th. 3,0 mm	1SNA 116 795 R1100 1SNA 196 795 R1200
	5 Protective cover		CPV1-2 (for SCFCV1-2...)		1SNA 176 816 R1200
	6 Test device		DCJ	yellow	1SNA 173 059 R0300
	7 Test plug		FC2	DIA. 2,0 mm	1SNA 007 865 R2600
	8 Comb type jumper bar		PC6	35 A	2 poles 1SNA 113 546 R1400 3 poles 1SNA 116 536 R0500
	9 IDC jumper		AD2,5		1SNA 114 205 R2000

R See section on marking marking method

MS 4/6...

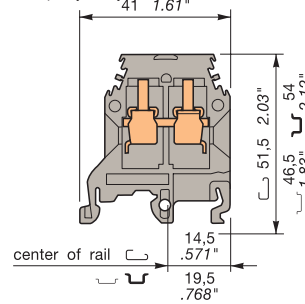
Spacing 6 mm + 0,05 (.238")



Simplified 6 mm block (compact over-all dimensions)

MS 6/8...

Spacing 8 mm - 0,05 (.315")



Simplified 8 mm block (compact over-all dimensions)

Colour	Type	Part numbers	Colour	Type	Part numbers
Grey		MS 4/6 1SNA 115 265 R2400	Grey		MS 6/8 1SNA 115 278 R0100
Blue		MS 4/6.N 1SNA 125 265 R2600	Blue		MS 6/8.N 1SNA 125 278 R0300
Orange		MS 4/6 1SNA 105 013 R1200	Orange		MS 6/8 1SNA 105 014 R1300
Yellow		MS 4/6 1SNA 105 265 R0300			
Beige V0		MS 4/6.V0 1SNA 195 265 R2500			

Characteristics

Wire size	IEC DIN			UL	CSA
	NFC	DIN			
Screw clamp	Rigid	0,2-4 mm ²	22-10 AWG	22-12 AWG	
	Flexible	0,22-4 mm ²	22-10 AWG	22-12 AWG	

Voltage			
Rated	630 V	600 V	300 V
Impulse withstand	4 kV		
Pollution degree	3		

Current			
Rated	32 A	30 A	25 A

Wire size			
Rated / Gauge	4 mm ² / A4	10 AWG	12 AWG
Wire stripping length	Recommended screwdriver	Recommended torque	protection
10 mm	4 mm	0,5-0,8 Nm	IP 20
.39"	.157"	4.4-7.1 lb.in	NEMA 1

Characteristics

Wire size	IEC DIN			UL	CSA
	NFC	DIN			
Screw clamp	Rigid	0,5-10 mm ²	22-8 AWG	20-8 AWG	
	Flexible	0,5-6 mm ²	22-8 AWG	20-8 AWG	

Voltage			
Rated	500 V	300 V	300 V
Impulse withstand	6 kV		
Pollution degree	3		

Current			
Rated	41 A	50 A	40 A

Wire size			
Rated / Gauge	6 mm ² / A5	8 AWG	8 AWG
Wire stripping length	Recommended screwdriver	Recommended torque	protection
12 mm	4-5 mm	0,8-1 Nm	IP 20
.47"	.157" - .197"	7.1-8.9 lb.in	NEMA 1

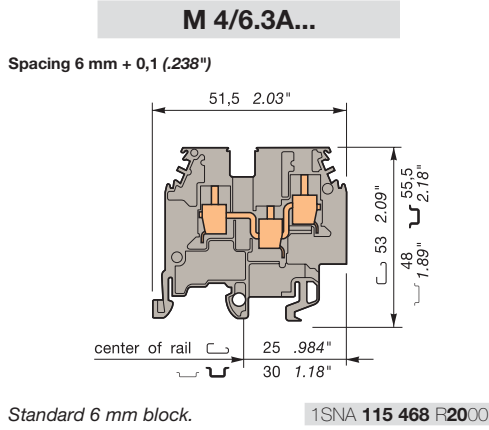
Type	P/N	Type	P/N
FEMS6	th. 3,0 mm 1SNA 113 885 R0100	FEMS8	th. 3,0 mm 1SNA 114 195 R0600
FEMS6	th. 3,0 mm 1SNA 103 292 R2500	FEMS8	th. 3,0 mm 1SNA 103 302 R0700
SCFEX1 (1)	th. 2,4 mm 1SNA 103 619 R0400	SCFEX1 (1)	th. 2,4 mm 1SNA 103 619 R0400
SCFEX3 (1)	th. 2,4 mm 1SNA 103 620 R0100	SCFEX3 (1)	th. 2,4 mm 1SNA 103 620 R0100
SCFCV1-2 (1)	th. 3,0 mm 1SNA 116 795 R1100	SCFCV1-2 (1)	th. 3,0 mm 1SNA 116 795 R1100
SCFCV1-2 V0(1) V0	th. 3,0 mm 1SNA 196 795 R1200	SCFCV1-2 V0(1) V0	th. 3,0 mm 1SNA 196 795 R1200
CPV1-2 (for SCFCV1-2...)	1SNA 176 816 R1200	CPV1-2 (for SCFCV1-2...)	1SNA 176 816 R1200
DCJ	yellow 1SNA 173 059 R0300	DCO	orange 1SNA 173 060 R0000
FC2	DIA. 2,0 mm 1SNA 007 865 R2600	FC2	DIA. 2,0 mm 1SNA 007 865 R2600
PC6 35 A	2 poles 1SNA 113 546 R1400	PC8 50 A	2 poles 1SNA 116 538 R1700
PC6 35 A	3 poles 1SNA 116 536 R0500	PC8 50 A	3 poles 1SNA 116 539 R1000
PC6 35 A	4 poles 1SNA 116 537 R0600	PC8 50 A	4 poles 1SNA 116 540 R2500
PC6 35 A	10 poles 1SNA 113 548 R2600	PC8 50 A	10 poles 1SNA 163 313 R2400
EIP	1SNA 113 550 R2400		
AD2,5	1SNA 114 205 R2000	AD2,5	1SNA 114 205 R2000

Top of the block RC65 Side of the block RC65 - RC610
 Note : (1) End section and circuit separators snapped on rails

Top of the block RC65 Side of the block RC810

Single pole, multiclamp terminal blocks

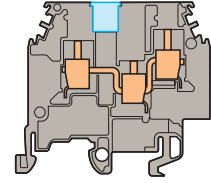
Screw clamp



Colour	Type	Part numbers
--------	------	--------------

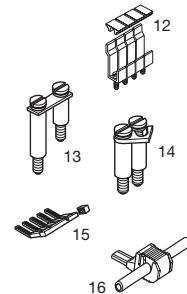
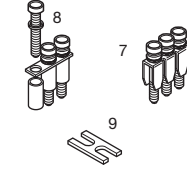
Standard blocks

Grey	<input type="checkbox"/> M 4/6.3A	1SNA 115 468 R2000
Blue	<input type="checkbox"/> M 4/6.3A.N	1SNA 125 468 R2200
Beige V0	<input type="checkbox"/> M 4/6.3A.V0	1SNA 195 468 R2100
M 4/6.3A with partition		
Grey	<input type="checkbox"/> M 4/6.3A.1	1SNA 115 483 R0000



Accessories

- 1** End section
- 2** Circuit separator
- 3** Test socket
- 4** Test device
- 5** Test plug



Type Part numbers

FEM3A	th. 3,0 mm	1SNA 116 576 R1500
FEM3A	th. 3,0 mm	1SNA 126 576 R1700
FEM3A	th. 3,0 mm	1SNA 103 862 R2000
FEM3A V0 V0	th. 3,0 mm	1SNA 196 576 R1600
SCM6		1SNA 113 003 R1000
SCM6		1SNA 123 003 R1200
SCM6		1SNA 103 020 R2300
SCM6 V0 V0		1SNA 193 003 R1100
AL2 (1)	DIA. 2,0 mm	1SNA 163 043 R2100
AL3 (1)	DIA. 3,0 mm	1SNA 163 261 R0000
DCJ	yellow	1SNA 173 059 R0300
FC2	DIA. 2,0 mm	1SNA 007 865 R2600

refer to the section "Special Applications" for part numbers and characteristics.

End stop	th. 9 mm	BADL	V0	1SNA 399 903 R0200
End stop	th. 10 mm	BAM2	V2	1SNA 206 351 R1600
End stop	th. 10 mm	BAM2 V0	V0	1SNA 296 351 R0000
Rail	35 x 7,5 x 1	PR3.Z2		1SNA 174 300 R1700
Rail	35 x 15 x 2,3	PR4		1SNA 168 500 R1200
Rail	35 x 15 x 1,5	PR5		1SNA 168 700 R2200
Rail	32 x 15 x 1,5	PR1.Z2		1SNA 163 050 R0400

Other end stops, rails and accessories : see section on accessories.

Characteristics

Wire size

		IEC	UL	CSA
		NFC DIN		
Screw clamp	Rigid	0,2-4 mm ²	22-10 AWG	12 AWG maxi.
	Flexible	0,22-4 mm ²	22-10 AWG	12 AWG maxi.

Voltage

Rated	800 V	600 V	600 V
Impulse withstand	8 kV		
Pollution degree	3		

Current

Rated	32 A	20 A	25 A
-------	------	------	------

Wire size

Rated / Gauge	4 mm ² / A4	10 AWG	12 AWG
Wire strip. length	Recomm. Screwdriver	Recomm. torque	Protection
9,5 mm	4 mm	0,5-0,8 Nm	IP 20
.37"	.157"	4.4-7.1 lb.in	NEMA 1

Notes

The use of some accessories may decrease the block's voltage rating. For more information, consult us.



R See section on marking method

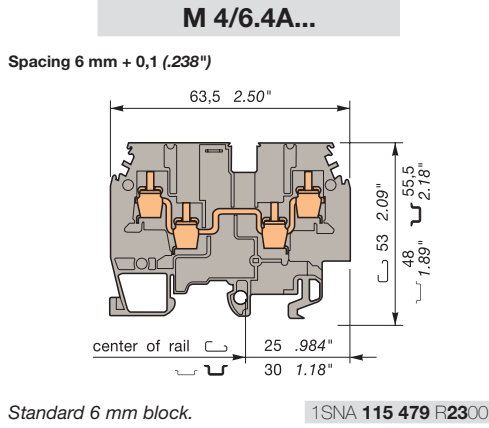

RC65 - RC610 RCT610

Nota : (1) A circuit separator SC may be required with the use of these accessories.
(2) Use of these accessories requires the user to cut out the partition of the terminal block M 4/6.3A.1.

Single pole, multiclamp terminal blocks

Screw clamp

DIN 1 - 3



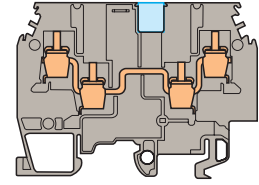
Colour Type Part numbers

Standard blocks

Grey		M 4/6.4A	1SNA 115 479 R2300
Blue		M 4/6.4A.N	1SNA 125 479 R2500
Beige V0		M 4/6.4A.V0	1SNA 195 479 R2400

M 4/6.4A with partition

Grey		M 4/6.4A.1	1SNA 115 482 R0700
------	--	-------------------	--------------------



Accessories

	Type	Part numbers	
	1 End section grey blue yellow beige 2 Circuit separator grey blue yellow beige 3 Test socket AL2 (1) DIA. 2,0 mm AL3 (1) DIA. 3,0 mm 4 Test device DCJ yellow 5 Test plug FC2 DIA. 2,0 mm	1SNA 116 629 R2200 1SNA 126 629 R2400 1SNA 103 863 R2100 1SNA 196 629 R2300 1SNA 113 003 R1000 1SNA 123 003 R1200 1SNA 103 020 R2300 1SNA 193 003 R1100 1SNA 163 043 R2100 1SNA 163 261 R0000 1SNA 173 059 R0300 1SNA 007 865 R2600	
	7 Assembled jumper bar 32 A 32 A 32 A (with IP 20 protection) 32 A 32 A 8 Jumper bar not assembled 32 A Post + screw + washer IP20	BJM16 (1)(2) 2 poles BJM16 (1)(2) 3 poles BJM16 (1)(2) 4 poles BJM16 (1)(2) 5 poles BJM16 (1)(2) 10 poles BJS6 (1)(2) 20 poles EV61	1SNA 176 663 R0000 1SNA 176 664 R0100 1SNA 176 665 R0200 1SNA 176 666 R0300 1SNA 176 667 R0400 1SNA 174 784 R2000 1SNA 206 394 R0200
	9 Connector plate	EL6	1SNA 173 627 R2100
		12 Alternated jumper bar 35 A 13 Universal jumper bar 50 A 70 A 50 A 14 Pivoting jumper bar 35 A 15 Comb-type jumper bar 35 A 35 A 35 A 35 A 35 A	BJA6 (1)(2) 1SNA 116 541 R1200 BJDP1 (1)(2) spacing 6 <-> spacing 16 1SNA 179 623 R0300 BJDP3 (1)(2) spacing 6 <-> spacing 12 1SNA 179 625 R0500 BJDP4 (1)(2) spacing 6 <-> spacing 8 or 10 1SNA 174 781 R2500 BJP6 (1)(2) 1SNA 174 413 R1400 PC6 2 poles 1SNA 113 546 R1400 PC6 3 poles 1SNA 116 536 R0500 PC6 4 poles 1SNA 116 537 R0600 PC6 10 poles 1SNA 113 548 R2600 EIP 1SNA 113 550 R2400 16 IDC jumper AD2,5 1SNA 114 205 R2000
		Insulating tip	

refer to the section "Special Applications" for part numbers and characteristics.

End stop		th. 9 mm	BADL	V0	1SNA 399 903 R0200
End stop		th. 10 mm	BAM2	V2	1SNA 206 351 R1600
End stop		th. 10 mm	BAM2 V0	V0	1SNA 296 351 R0000
Rail		35 x 7,5 x 1	PR3.Z2		1SNA 174 300 R1700
Rail		35 x 15 x 2,3	PR4		1SNA 168 500 R1200
Rail		35 x 15 x 1,5	PR5		1SNA 168 700 R2200
Rail		32 x 15 x 1,5	PR1.Z2		1SNA 163 050 R0400

Other end stops, rails and accessories : see section on accessories.

Characteristics

Wire size

	IEC	UL	CSA
	NFC DIN		
Screw clamp	Rigid 0,2-4 mm ²	22-10 AWG	12 AWG maxi.
	Flexible 0,22-4 mm ²	22-10 AWG	12 AWG maxi.

Voltage

	800 V	600 V	600 V
Rated			
Impulse withstand	8 kV		
Pollution degree	3		

Current

	32 A	20 A	25 A
Rated			

Wire size

Rated / Gauge	4 mm ² / A4	10 AWG	12 AWG
Wire strip. length	Recomm. Screwdriver	Recomm. torque	Protection
9,5 mm	4 mm	0,5-0,8 Nm	IP 20
.37"	.157"	4.4-7.1 lb.in	NEMA 1

Notes

The use of some accessories may decrease the block's voltage rating. For more information, consult us.



R See section on marking

marking method

RC65 - RC610

RCT610

Nota : (1) A circuit separator SC may be required with the use of these accessories.
 (2) Use of these accessories requires the user to cut out the partition of the terminal block M 4/6.4A.1.

Standard terminal blocks

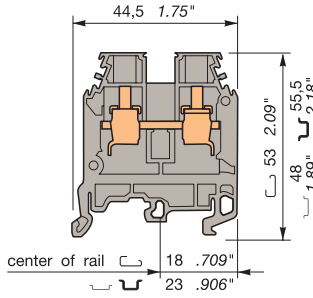
Screw clamp



DIN 1 - 3

M 6/8...

Spacing 8 mm - 0,05 (.315")



Standard 8 mm block. 1SNA 115 118 R1100



Colour	Type	Part numbers
<i>Standard block</i>		
Grey	M 6/8	1SNA 115 118 R1100
Blue	M 6/8.N	1SNA 125 118 R1300
Orange	M 6/8	1SNA 105 004 R2200
Yellow	M 6/8	1SNA 105 118 R2000
Red	M 6/8	1SNA 400 186 R1500
Black	M 6/8	1SNA 400 239 R2100
White	M 6/8	1SNA 400 187 R2200
Beige V0	M 6/8.V0	1SNA 195 118 R1200

refer to the section "Special Applications" for part numbers and characteristics.

Test connector : refer to section connectors

End stop	th. 9 mm	BADL	V0	1SNA 399 903 R0200
End stop	th. 10 mm	BAM2	V2	1SNA 206 351 R1600
End stop	th. 10 mm	BAM2 V0	V0	1SNA 296 351 R0000
Rail	35 x 7,5 x 1	PR3.Z2		1SNA 174 300 R1700
Rail	35 x 15 x 2,3	PR4		1SNA 168 500 R1200
Rail	35 x 15 x 1,5	PR5		1SNA 168 700 R2200
Rail	32 x 15 x 1,5	PR1.Z2		1SNA 163 050 R0400

Other end stops, rails and accessories : see section on accessories.

Characteristics

Wire size

Screw clamp	Rigid Flexible	IEC		UL	CSA
		NFC	DIN	22-8 AWG	24-8 AWG
		0,5-10 mm ²		22-8 AWG	24-8 AWG
		0,5-6 mm ²		22-8 AWG	24-8 AWG

Voltage

Rated	800 V	600 V	600 V
Impulse withstand	8 kV		
Pollution degree	3		

Current

Rated	41 A	50 A	55 A
-------	------	------	------

Wire size

Rated / Gauge	6 mm ² / A5	8 AWG	8 AWG
Wire strip length	Recomm. Screwdriver	Recomm. torque	Protection
12 mm	4-5 mm	0,8-1 Nm	IP 20
.47"	.157"-.197"	7.1-8.9 lb.in.	NEMA 1

Notes

The use of some accessories may decrease the block's voltage rating. For more information, consult us.

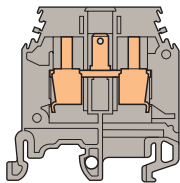
BJDP1 permits the interconnection with a terminal block series "M" spacing 16 mm.

BJDP3 permits the interconnection with a terminal block series "M" spacing 12 mm.

BJDP5 permits the interconnection with a terminal block series "M" spacing 10 mm.

M 6/8.2A.G

Spacing 8 mm - 0,05 (.315")



Grey 1SNA 115 672 R2400

See pages : other connections. 8 mm block with central quick-connect output for 2,8x0,8 mm series 110 tabs.

Accessories

	Type	Part numbers
1 End section	grey blue orange yellow green white beige black	FEM6 th. 2,8 mm 1SNA 118 368 R1600 FEM6 th. 2,8 mm 1SNA 128 368 R1000 FEM6 th. 2,8 mm 1SNA 103 126 R1600 FEM6 th. 2,8 mm 1SNA 103 062 R2100 FEM6 th. 2,8 mm 1SNA 103 125 R1500 FEM6 th. 2,8 mm 1SNA 103 312 R2000 FEM6 V0 V0 th. 2,8 mm 1SNA 198 368 R1700 FEM6 2,8 mm 1SNA 107 005 R2500
2 End section	grey	FEM61 (3) th. 3,0 mm 1SNA 114 776 R2300
3 End section	grey	FEM6C (3) th. 3,0 mm 1SNA 114 777 R2400
4 Separator end section	grey blue beige	SCM6 1SNA 113 003 R1000 SCM6 1SNA 123 003 R1200 SCM6 V0 V0 1SNA 193 003 R1100
5 Separator end section	grey blue beige	SCF6 th. 3,0 mm 1SNA 118 707 R0300 SCF6 th. 3,0 mm 1SNA 128 707 R0500 SCF6 V0 V0 th. 3,0 mm 1SNA 198 707 R0400
6 Separator end section	grey	SCF61 th. 3,0 mm 1SNA 114 202 R2500
7 Separator end section	grey	SCFM6 (3) th. 3,0 mm 1SNA 114 825 R0500
8 Separator end section	grey	SCFEX1 (3) th. 2,4 mm 1SNA 103 619 R0400
9 Separator end section	grey	SCFEX3 (3) th. 2,4 mm 1SNA 103 620 R0100
10 Separator end section (for cover CPV)	grey beige	SCFCV1-2 th. 3,0 mm 1SNA 116 795 R1100 SCFCV1-2 V0 V0 th. 3,0 mm 1SNA 196 795 R1200
11 Protective cover		CPM (for FEM6C, SCF6(V0) and SCFM6) 1SNA 187 312 R1400
12 Protective cover		CPV1-2 (for SCFCV1-2...) 1SNA 176 816 R1200
13 Test socket		AL2 (1) DIA. 2 mm 1SNA 163 043 R2100 AL3 (1) DIA. 3 mm 1SNA 163 261 R0000 AL4 (1) DIA. 4 mm 1SNA 163 262 R0100
14 Test device	orange	DCO 1SNA 173 060 R0000
15 Test plug		FC2 DIA. 2 mm 1SNA 007 865 R2600 FC4 DIA. 4 mm 1SNA 167 860 R0100
17 Assembled jumper bar	41 A 41 A 41 A 41 A 41 A	BJM18 (1) 2 poles 1SNA 176 669 R1600 BJM18 (1) 3 poles 1SNA 176 670 R1300 BJM18 (1) 4 poles 1SNA 176 671 R0000 BJM18 (1) 5 poles 1SNA 176 672 R0100 BJM18 (1) 10 poles 1SNA 176 673 R0200
18 Jumper bar not assembled	41 A	BJS8 (1) 20 poles 1SNA 174 789 R0500
19 Connector plate	35 A	EV6I 1SNA 206 394 R0200 EL6 1SNA 173 627 R2100
22 Pivoting jumper bar	50 A	BJP8 1SNA 174 448 R0700
23 Universal jumper bar	50 A 70 A 50 A	BJDP1 (1)(2) spacing 8 <-> spacing 16 1SNA 179 623 R0300 BJDP3 (1)(2) spacing 8 <-> spacing 12 1SNA 179 625 R0500 BJDP5 (1)(2) spacing 8 <-> spacing 10 1SNA 174 782 R2600
24 Comb type jumper bar	50 A 50 A	PC8 (4) 2 poles 1SNA 116 538 R1700 PC8 (4) 10 poles 1SNA 163 313 R2400
25 Bridging plug		BP8.A4 1SNA 173 888 R2000
26 Protection label		EP6 3 blocks 1SNA 163 427 R1700 EP8 4 blocks 1SNA 163 428 R2000
Screw for protection label		VSP6 1SNA 163 433 R1500
27 Protection label		EPU6 1SNA 107 038 R2500
28 IDC jumper		AD2,5 1SNA 114 205 R2000
R	See section on markers marking method	RCT810 RC810

Note : (1) A circuit separator SC may be required with the use of these accessories. (2) See "Notes". (3) End sections and separators snapped on rails. (4) See section : "Accessories" for other configurations of poles.

M 6/8.1...		M 6/8.2		M 6/8.3		M 6/8.4		M 6/8.C		M 6/8.RTS	
Spacing 8 mm - 0,05(.315")		Spacing 8 mm - 0,05(.315")		Spacing 8 mm - 0,05(.315")		Spacing 8 mm - 0,05(.315")		Spacing 8 mm - 0,05(.315")		Spacing 8 mm - 0,05(.315")	
Grey 1SNA 115 260 R0300 Green 1SNA 105 128 R2200 Beige V0 1SNA 195 260 R0400 Blue M 6/8.1.N 1SNA 125 260 R0500 M 6/8 with partition		Grey 1SNA 115 218 R2500 Beige V0 1SNA 195 218 R2600 M 6/8 equipped with a test socket DIA. 2 mm/.079"		Grey 1SNA 115 253 R2000 Beige V0 1SNA 195 253 R2100 M 6/8.1 equipped with a test socket DIA. 3 mm/.12"		Grey 1SNA 115 219 R2600 Beige V0 1SNA 195 219 R2700 M 6/8.1 equipped with a test socket DIA. 4 mm/.16"		Grey 1SNA 115 209 R0500 Beige V0 1SNA 195 209 R0600 M 6/8.1 equipped with a test socket DIA. 2,5 mm/.10" for connector.		Grey 1SNA 115 571 R1700 M 6/8 with blank top marking surface.	
										see standard M 6/8	
Part numbers		Part numbers		Part numbers		Part numbers		Part numbers		Part numbers	
1SNA 118 368 R1600		1SNA 118 368 R1600		1SNA 118 368 R1600		1SNA 118 368 R1600		1SNA 118 368 R1600		1SNA 118 368 R1600	
1SNA 128 368 R1000		1SNA 128 368 R1000		1SNA 128 368 R1000		1SNA 128 368 R1000		1SNA 128 368 R1000		1SNA 128 368 R1000	
1SNA 103 126 R1600		1SNA 103 126 R1600		1SNA 103 126 R1600		1SNA 103 126 R1600		1SNA 103 126 R1600		1SNA 103 126 R1600	
1SNA 103 062 R2100		1SNA 103 062 R2100		1SNA 103 062 R2100		1SNA 103 062 R2100		1SNA 103 062 R2100		1SNA 103 062 R2100	
1SNA 103 125 R1500		1SNA 103 125 R1500		1SNA 103 125 R1500		1SNA 103 125 R1500		1SNA 103 125 R1500		1SNA 103 125 R1500	
1SNA 103 312 R2000		1SNA 103 312 R2000		1SNA 103 312 R2000		1SNA 103 312 R2000		1SNA 103 312 R2000		1SNA 103 312 R2000	
V0	1SNA 198 368 R1700	V0	1SNA 198 368 R1700	V0	1SNA 198 368 R1700	V0	1SNA 198 368 R1700	V0	1SNA 198 368 R1700	V0	1SNA 198 368 R1700
1SNA 107 005 R2500		1SNA 107 005 R2500		1SNA 107 005 R2500		1SNA 107 005 R2500		1SNA 107 005 R2500		1SNA 107 005 R2500	
(3)	1SNA 114 776 R2300	(3)	1SNA 114 776 R2300	(3)	1SNA 114 776 R2300	(3)	1SNA 114 776 R2300	(3)	1SNA 114 776 R2300	(3)	1SNA 114 776 R2300
(3)	1SNA 114 777 R2400	(3)	1SNA 114 777 R2400	(3)	1SNA 114 777 R2400	(3)	1SNA 114 777 R2400	(3)	1SNA 114 777 R2400	(3)	1SNA 114 777 R2400
1SNA 113 003 R1000		1SNA 113 003 R1000		1SNA 113 003 R1000		1SNA 113 003 R1000		1SNA 113 003 R1000		1SNA 113 003 R1000	
1SNA 123 003 R1200		1SNA 123 003 R1200		1SNA 123 003 R1200		1SNA 123 003 R1200		1SNA 123 003 R1200		1SNA 123 003 R1200	
V0	1SNA 193 003 R1100	V0	1SNA 193 003 R1100	V0	1SNA 193 003 R1100	V0	1SNA 193 003 R1100	V0	1SNA 193 003 R1100	V0	1SNA 193 003 R1100
1SNA 118 707 R0300		1SNA 118 707 R0300		1SNA 118 707 R0300		1SNA 118 707 R0300		1SNA 118 707 R0300		1SNA 118 707 R0300	
1SNA 128 707 R0500		1SNA 128 707 R0500		1SNA 128 707 R0500		1SNA 128 707 R0500		1SNA 128 707 R0500		1SNA 128 707 R0500	
V0	1SNA 198 707 R0400	V0	1SNA 198 707 R0400	V0	1SNA 198 707 R0400	V0	1SNA 198 707 R0400	V0	1SNA 198 707 R0400	V0	1SNA 198 707 R0400
1SNA 114 202 R2500		1SNA 114 202 R2500		1SNA 114 202 R2500		1SNA 114 202 R2500		1SNA 114 202 R2500		1SNA 114 202 R2500	
(3)	1SNA 114 825 R0500	(3)	1SNA 114 825 R0500	(3)	1SNA 114 825 R0500	(3)	1SNA 114 825 R0500	(3)	1SNA 114 825 R0500	(3)	1SNA 114 825 R0500
(3)	1SNA 103 619 R0400	(3)	1SNA 103 619 R0400	(3)	1SNA 103 619 R0400	(3)	1SNA 103 619 R0400	(3)	1SNA 103 619 R0400	(3)	1SNA 103 619 R0400
(3)	1SNA 103 620 R0100	(3)	1SNA 103 620 R0100	(3)	1SNA 103 620 R0100	(3)	1SNA 103 620 R0100	(3)	1SNA 103 620 R0100	(3)	1SNA 103 620 R0100
1SNA 116 795 R1100		1SNA 116 795 R1100		1SNA 116 795 R1100		1SNA 116 795 R1100		1SNA 116 795 R1100		1SNA 116 795 R1100	
V0	1SNA 196 795 R1200	V0	1SNA 196 795 R1200	V0	1SNA 196 795 R1200	V0	1SNA 196 795 R1200	V0	1SNA 196 795 R1200	V0	1SNA 196 795 R1200
1SNA 187 312 R1400		1SNA 187 312 R1400		1SNA 187 312 R1400		1SNA 187 312 R1400		1SNA 187 312 R1400		1SNA 187 312 R1400	
1SNA 176 816 R1200		1SNA 176 816 R1200		1SNA 176 816 R1200		1SNA 176 816 R1200		1SNA 176 816 R1200		1SNA 176 816 R1200	
1SNA 163 043 R2100		1SNA 163 043 R2100		1SNA 163 043 R2100		1SNA 163 043 R2100		1SNA 163 043 R2100		1SNA 163 043 R2100	
1SNA 163 261 R0000		1SNA 163 261 R0000		1SNA 163 261 R0000		1SNA 163 261 R0000		1SNA 163 261 R0000		1SNA 163 261 R0000	
1SNA 163 262 R0100		1SNA 163 262 R0100		1SNA 163 262 R0100		1SNA 163 262 R0100		1SNA 163 262 R0100		1SNA 163 262 R0100	
1SNA 173 060 R0000		1SNA 173 060 R0000		1SNA 173 060 R0000		1SNA 173 060 R0000		1SNA 173 060 R0000		1SNA 173 060 R0000	
1SNA 007 865 R2600		1SNA 007 865 R2600		1SNA 007 865 R2600		1SNA 007 865 R2600		1SNA 007 865 R2600		1SNA 007 865 R2600	
1SNA 167 860 R0100		1SNA 167 860 R0100		1SNA 167 860 R0100		1SNA 167 860 R0100		1SNA 167 860 R0100		1SNA 167 860 R0100	
1SNA 173 627 R2100		1SNA 173 627 R2100		1SNA 173 627 R2100		1SNA 173 627 R2100		1SNA 173 627 R2100		1SNA 173 627 R2100	
(5)	1SNA 176 669 R1600										
(5)	1SNA 176 670 R1300										
(5)	1SNA 176 671 R0000										
(5)	1SNA 176 672 R0100										
(5)	1SNA 176 673 R0200										
(5)	1SNA 174 789 R0500										
1SNA 206 394 R0200											
1SNA 174 448 R0700											
(5)(2)	1SNA 179 623 R0300										
(5)(2)	1SNA 179 625 R0500										
(5)(2)	1SNA 174 782 R2600										
1SNA 116 538 R1700		1SNA 116 538 R1700		1SNA 116 538 R1700		1SNA 116 538 R1700		1SNA 116 538 R1700		1SNA 116 538 R1700	
1SNA 163 313 R2400		1SNA 163 313 R2400		1SNA 163 313 R2400		1SNA 163 313 R2400		1SNA 163 313 R2400		1SNA 163 313 R2400	
1SNA 173 888 R2000		1SNA 173 888 R2000		1SNA 173 888 R2000		1SNA 173 888 R2000		1SNA 173 888 R2000		1SNA 173 888 R2000	
1SNA 163 427 R1700		1SNA 163 427 R1700		1SNA 163 427 R1700		1SNA 163 427 R1700		1SNA 163 427 R1700		1SNA 163 427 R1700	
1SNA 163 428 R2000		1SNA 163 428 R2000		1SNA 163 428 R2000		1SNA 163 428 R2000		1SNA 163 428 R2000		1SNA 163 428 R2000	
1SNA 163 433 R1500		1SNA 163 433 R1500		1SNA 163 433 R1500		1SNA 163 433 R1500		1SNA 163 433 R1500		1SNA 163 433 R1500	
1SNA 107 038 R2500		1SNA 107 038 R2500		1SNA 107 038 R2500		1SNA 107 038 R2500		1SNA 107 038 R2500		1SNA 107 038 R2500	
1SNA 114 205 R2000		1SNA 114 205 R2000		1SNA 114 205 R2000		1SNA 114 205 R2000		1SNA 114 205 R2000		1SNA 114 205 R2000	
RCT810	RC810	RC810	RC810	RC810	RC810	RC810	RC810	RC810	RC810	RC810	RC810

The terminal blocks M 6/8.C are equipped with a test socket DIA. 2,5 mm/.10" for connectors described in the section "Connectors".

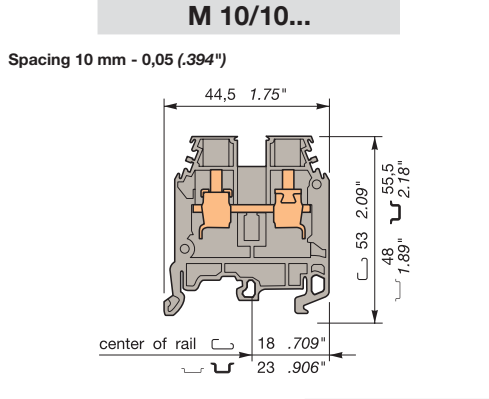
Note : (2) See "Notes". (3) End sections and separators snapped on rails. (5) Use of these accessories requires the user to cut out the partition.

Standard terminal blocks

Screw clamp



DIN 1 - 3

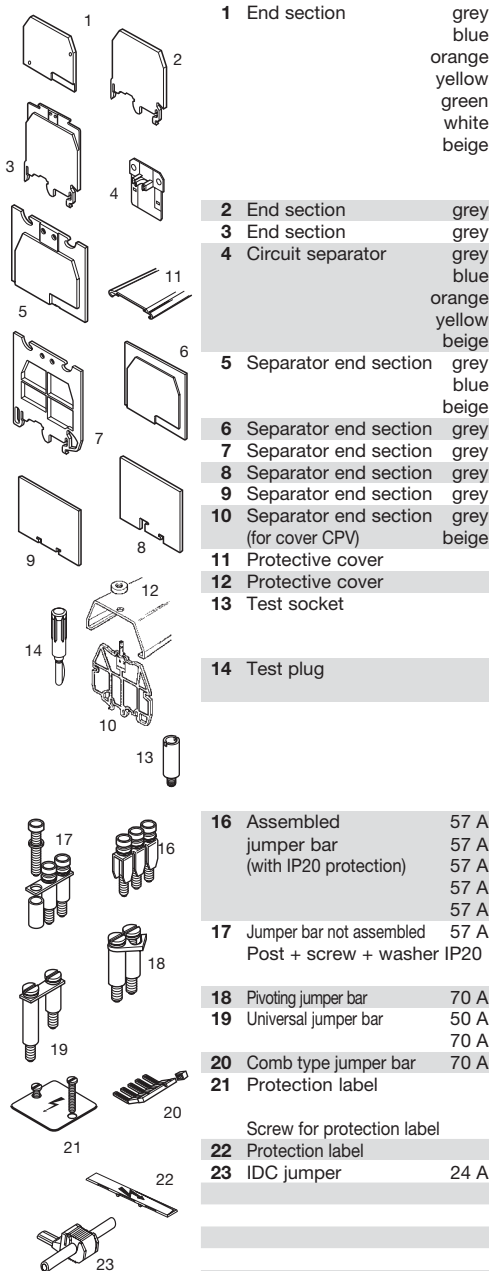


Standard 10 mm block 1SNA 115 120 R1700



Colour	Type	Part numbers
<i>Standard blocks</i>		
Grey	M 10/10	1SNA 115 120 R1700
Blue	M 10/10.N	1SNA 125 120 R1100
Yellow	M 10/10	1SNA 105 120 R2600
Red	M 10/10	1SNA 400 189 R0400
Black	M 10/10	1SNA 400 188 R0300
White	M 10/10	1SNA 400 190 R0100
Beige V0	M 10/10.V0	1SNA 195 120 R1000

Accessories



Type	Part numbers
1 End section	grey FEM6 th. 2,8 mm 1SNA 118 368 R1600 blue FEM6 th. 2,8 mm 1SNA 128 368 R1000 orange FEM6 th. 2,8 mm 1SNA 103 126 R1600 yellow FEM6 th. 2,8 mm 1SNA 103 062 R2100 green FEM6 th. 2,8 mm 1SNA 103 125 R1500 white FEM6 th. 2,8 mm 1SNA 103 312 R2000 beige FEM6 V0 th. 2,8 mm 1SNA 198 368 R1700
2 End section	grey FEM61 (3) th. 3,0 mm 1SNA 114 776 R2300
3 End section	grey FEM6C (3) th. 3,0 mm 1SNA 114 777 R2400
4 Circuit separator	grey SCM6 1SNA 113 003 R1000 blue SCM6 1SNA 123 003 R1200 orange SCM6 1SNA 103 233 R2100 yellow SCM6 1SNA 103 020 R2300 beige SCM6 V0 1SNA 193 003 R1100
5 Separator end section	grey SCF6 th. 3,0 mm 1SNA 118 707 R0300 blue SCF6 th. 3,0 mm 1SNA 128 707 R0500 beige SCF6 V0 th. 3,0 mm 1SNA 198 707 R0400
6 Separator end section	grey SCF61 th. 3,0 mm 1SNA 114 202 R2500
7 Separator end section	grey SCFM6 (3) th. 3,0 mm 1SNA 114 825 R0500
8 Separator end section	grey SCFEX1 (3) th. 2,4 mm 1SNA 103 619 R0400
9 Separator end section	grey SCFEX3 (3) th. 2,4 mm 1SNA 103 620 R0100
10 Separator end section (for cover CPV)	grey SCFCV1-2 th. 3,0 mm 1SNA 116 795 R1100 beige SCFCV1-2 V0 th. 3,0 mm 1SNA 196 795 R1200
11 Protective cover	CPM (for FEM6C, SCF6(V0) and SCFM6) 1SNA 187 312 R1400
12 Protective cover	CPV1-2 (for SCFCV1-2...) 1SNA 176 816 R1200
13 Test socket	AL2 (1) DIA. 2 mm 1SNA 163 043 R2100 AL3 (1) DIA. 3 mm 1SNA 163 261 R0000 AL4 (1) DIA. 4 mm 1SNA 163 262 R0100 FC2 DIA. 2 mm 1SNA 007 865 R2600 FC4 DIA. 4 mm 1SNA 167 860 R0100
14 Test plug	
16 Assembled jumper bar	57 A BJMI10 (1) 2 poles 1SNA 176 675 R0400 57 A BJMI10 (1) 3 poles 1SNA 176 676 R0500 57 A BJMI10 (1) 4 poles 1SNA 176 677 R0600 57 A BJMI10 (1) 5 poles 1SNA 176 678 R1700 57 A BJMI10 (1) 10 poles 1SNA 176 679 R1000
17 Jumper bar not assembled	57 A BJS10 (1) 20 poles 1SNA 177 654 R0000 Post + screw + washer IP20 1SNA 206 394 R0200
18 Pivoting jumper bar	70 A BJP10 1SNA 174 451 R2200
19 Universal jumper bar	50 A BJDP1 (1)(2) spacing 10 <->spacing 16 1SNA 179 623 R0300 70 A BJDP3 (1)(2) spacing 10 <->spacing 12 1SNA 179 625 R0500
20 Comb type jumper bar	70 A PC10 10 poles 1SNA 163 315 R2600
21 Protection label	EP8 3 blocks 1SNA 163 428 R2000 EP10 4 blocks 1SNA 163 429 R2100 VSP6 1SNA 163 433 R1500
22 Protection label	EPU6 1SNA 107 038 R2500
23 IDC jumper	24 A AD2,5 1SNA 114 205 R2000

refer to the section "Special Applications" for part numbers and characteristics.

Test connector : refer to section connectors

End stop	th. 9 mm	BADL	V0	1SNA 399 903 R0200
End stop	th. 10 mm	BAM2	V2	1SNA 206 351 R1600
End stop	th. 10 mm	BAM2 V0	V0	1SNA 296 351 R0000
Rail	35 x 7,5 x 1	PR3.Z2		1SNA 174 300 R1700
Rail	35 x 15 x 2,3	PR4		1SNA 168 500 R1200
Rail	35 x 15 x 1,5	PR5		1SNA 168 700 R2200
Rail	32 x 15 x 1,5	PR1.Z2		1SNA 163 050 R0400

Other end stops, rails and accessories : see section on accessories.

Characteristics

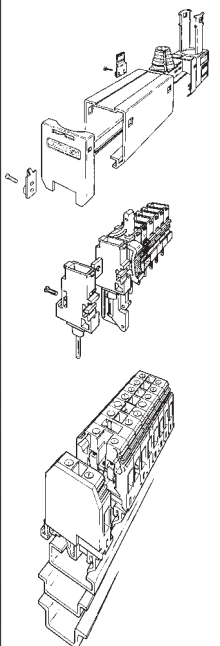
Wire size		IEC	UL	CSA
		NFC DIN		
Screw clamp	Rigid	0,5-16 mm ²	20-6 AWG	18-6 AWG
	Flexible	0,5-10 mm ²	20-6 AWG	18-6 AWG
Voltage				
Rated		800 V	600 V	600 V
Impulse withstand		8 kV		
Pollution degree		3		
Current				
Rated		57 A	65 A	70 A
Wire size				
Rated / Gauge		10 mm ² / B6	6 AWG	6 AWG
Wire strip. length	Recomm. Screwdriver	Recomm. torque	Protection	
12 mm	5,5-6 mm	1,2-1,4 Nm	IP 20	
.47"	.217" - .238"	10.6-12.4 lb.in.	NEMA 1	

Notes

The use of some accessories may decrease the block's voltage rating. For more information, consult us.

R See section on marking method RC1010
 Note : (1) A circuit separator **SC** may be required with the use of these accessories.
 (2) See column : "Various applications".
 (3) End sections and circuit separators snapped on rails.

M 10/10.1		M 10/10.4		M 10/10.C		M 10/10.RTS					
Spacing 10 mm - 0,05 (.394")		Spacing 10 mm - 0,05 (.394")		Spacing 10 mm - 0,05 (.394")		Spacing 10 mm - 0,05 (.394")					
Grey □ 1SNA 115 261 R2000 Beige V0 □ 1SNA 195 261 R2100		Grey □ 1SNA 115 474 R1600		Grey □ 1SNA 115 228 R2700 Beige V0 □ 1SNA 195 228 R2000		Grey □ 1SNA 115 572 R1000					
M 10/10 with partition.		M 10/10.1 equipped with a test socket DIA. 4 mm/ .16".		M 10/10 equipped with a flexible test socket DIA. 2,5 mm/ .10" for connector.		M 10/10 with blank top marking surface.					
UL		CE		UL		CE		idem M 10/10			
Part numbers		Part numbers		Part numbers		Part numbers				Various applications	
1SNA 118 368 R1600 1SNA 103 312 R2000 1SNA 128 368 R1000 1SNA 103 062 R2100 1SNA 103 125 R1500 1SNA 103 126 R1600 V0 1SNA 198 368 R1700		1SNA 118 368 R1600 1SNA 103 312 R2000 1SNA 128 368 R1000 1SNA 103 062 R2100 1SNA 103 125 R1500 1SNA 103 126 R1600 V0 1SNA 198 368 R1700		1SNA 118 368 R1600 1SNA 103 312 R2000 1SNA 128 368 R1000 1SNA 103 062 R2100 1SNA 103 125 R1500 1SNA 103 126 R1600 V0 1SNA 198 368 R1700		1SNA 118 368 R1600 1SNA 103 312 R2000 1SNA 128 368 R1000 1SNA 103 062 R2100 1SNA 103 125 R1500 1SNA 103 126 R1600 V0 1SNA 198 368 R1700					
(3) 1SNA 114 776 R2300 (3) 1SNA 114 777 R2400 1SNA 113 003 R1000 1SNA 123 003 R1200 1SNA 103 020 R2300 1SNA 103 233 R2100 V0 1SNA 193 003 R1100 1SNA 118 707 R0300 1SNA 128 707 R0500 V0 1SNA 198 707 R0400 1SNA 114 202 R2500		(3) 1SNA 114 776 R2300 (3) 1SNA 114 777 R2400 1SNA 113 003 R1000 1SNA 123 003 R1200 1SNA 103 020 R2300 1SNA 103 233 R2100 V0 1SNA 193 003 R1100 1SNA 118 707 R0300 1SNA 128 707 R0500 V0 1SNA 198 707 R0400 1SNA 114 202 R2500		(3) 1SNA 114 776 R2300 (3) 1SNA 114 777 R2400 1SNA 113 003 R1000 1SNA 123 003 R1200 1SNA 103 020 R2300 1SNA 103 233 R2100 V0 1SNA 193 003 R1100 1SNA 118 707 R0300 1SNA 128 707 R0500 V0 1SNA 198 707 R0400 1SNA 114 202 R2500		(3) 1SNA 114 776 R2300 (3) 1SNA 114 777 R2400 1SNA 113 003 R1000 1SNA 123 003 R1200 1SNA 103 020 R2300 1SNA 103 233 R2100 V0 1SNA 193 003 R1100 1SNA 118 707 R0300 1SNA 128 707 R0500 V0 1SNA 198 707 R0400 1SNA 114 202 R2500					
(3) 1SNA 114 825 R0500 (3) 1SNA 103 619 R0400 (3) 1SNA 103 620 R0100 1SNA 116 795 R1100 V0 1SNA 196 795 R1200 1SNA 187 312 R1400 1SNA 176 816 R1200 1SNA 163 043 R2100 1SNA 163 261 R0000 1SNA 163 262 R0100 1SNA 007 865 R2600 1SNA 167 860 R0100		(3) 1SNA 114 825 R0500 (3) 1SNA 103 619 R0400 (3) 1SNA 103 620 R0100 1SNA 116 795 R1100 V0 1SNA 196 795 R1200 1SNA 187 312 R1400 1SNA 176 816 R1200 1SNA 163 043 R2100 1SNA 163 261 R0000 1SNA 163 262 R0100 1SNA 007 865 R2600 1SNA 167 860 R0100		(3) 1SNA 114 825 R0500 (3) 1SNA 103 619 R0400 (3) 1SNA 103 620 R0100 1SNA 116 795 R1100 V0 1SNA 196 795 R1200 1SNA 187 312 R1400 1SNA 176 816 R1200 1SNA 163 043 R2100 1SNA 163 261 R0000 1SNA 163 262 R0100 1SNA 007 865 R2600 1SNA 167 860 R0100		(3) 1SNA 114 825 R0500 (3) 1SNA 103 619 R0400 (3) 1SNA 103 620 R0100 1SNA 116 795 R1100 V0 1SNA 196 795 R1200 1SNA 187 312 R1400 1SNA 176 816 R1200 1SNA 163 043 R2100 1SNA 163 261 R0000 1SNA 163 262 R0100 1SNA 007 865 R2600 1SNA 167 860 R0100					
(4) 1SNA 176 675 R0400 (4) 1SNA 176 676 R0500 (4) 1SNA 176 677 R0600 (4) 1SNA 176 678 R1700 (4) 1SNA 176 679 R1000 (4) 1SNA 163 060 R0600 1SNA 206 394 R0200		(4) 1SNA 176 675 R0400 (4) 1SNA 176 676 R0500 (4) 1SNA 176 677 R0600 (4) 1SNA 176 678 R1700 (4) 1SNA 176 679 R1000 (4) 1SNA 163 060 R0600 1SNA 206 394 R0200		(4) 1SNA 176 675 R0400 (4) 1SNA 176 676 R0500 (4) 1SNA 176 677 R0600 (4) 1SNA 176 678 R1700 (4) 1SNA 176 679 R1000 (4) 1SNA 163 060 R0600 1SNA 206 394 R0200		(4) 1SNA 176 675 R0400 (4) 1SNA 176 676 R0500 (4) 1SNA 176 677 R0600 (4) 1SNA 176 678 R1700 (4) 1SNA 176 679 R1000 (4) 1SNA 163 060 R0600 1SNA 206 394 R0200					
1SNA 174 451 R2200 (4)(2) 1SNA 179 623 R0300 (4)(2) 1SNA 179 625 R0500 1SNA 163 315 R2600 1SNA 163 428 R2000 1SNA 163 429 R2100 1SNA 163 433 R1500 1SNA 107 038 R2500 1SNA 114 205 R2000		1SNA 174 451 R2200 (4)(2) 1SNA 179 623 R0300 (4)(2) 1SNA 179 625 R0500 1SNA 163 315 R2600 1SNA 163 428 R2000 1SNA 163 429 R2100 1SNA 163 433 R1500 1SNA 107 038 R2500 1SNA 114 205 R2000		1SNA 174 451 R2200 (4)(2) 1SNA 179 623 R0300 (4)(2) 1SNA 179 625 R0500 1SNA 163 315 R2600 1SNA 163 428 R2000 1SNA 163 429 R2100 1SNA 163 433 R1500 1SNA 107 038 R2500 1SNA 114 205 R2000		1SNA 174 451 R2200 (4)(2) 1SNA 179 623 R0300 (4)(2) 1SNA 179 625 R0500 1SNA 163 315 R2600 1SNA 163 428 R2000 1SNA 163 429 R2100 1SNA 163 433 R1500 1SNA 107 038 R2500 1SNA 114 205 R2000		1SNA 163 315 R2600 1SNA 163 315 R2600		1SNA 163 315 R2600	
				1SNA 107 038 R2500 1SNA 114 205 R2000		1SNA 107 038 R2500 1SNA 114 205 R2000					
RC1010		RC1010		RC1010		RC1010					



The terminal blocks M 10/10.C are equipped with a test socket DIA. 2,5 mm/ .10" for connectors described in the section "Connectors".

BJDP1 permits the interconnection with a terminal block series "M" with 16 mm spacing.

BJDP3 permits the interconnection with a terminal block series "M" with 12 mm spacing.

Note : (2) See column : "Various applications". (3) End sections and circuit separators snapped on rails.
(4) Use of these accessories requires the user to cut out the partition.

Standard terminal blocks

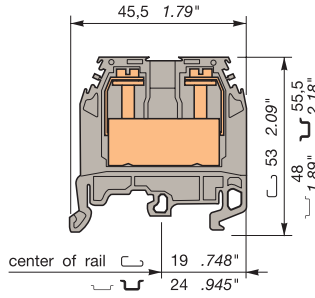
Screw clamp



DIN 1 - 3

M 16/12...

Spacing 12 mm - 0,1 (.473")



Standard 12 mm block with partition.

1SNA 115 129 R1400

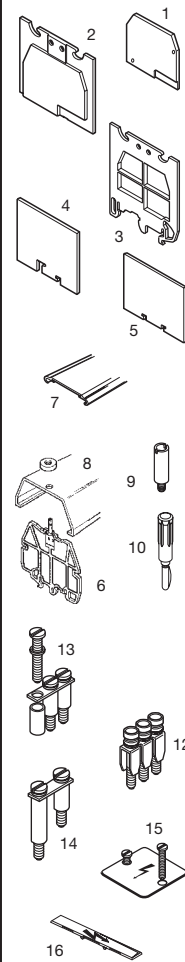


Colour	Type	Part numbers
--------	------	--------------

Standard blocks

Grey	<input type="checkbox"/>	M 16/12	1SNA 115 129 R1400
Blue	<input type="checkbox"/>	M 16/12.N	1SNA 125 129 R1600
Yellow	<input type="checkbox"/>	M 16/12	1SNA 105 129 R2300
Red	<input type="checkbox"/>	M 16/12	1SNA 400 192 R2700
Black	<input type="checkbox"/>	M 16/12	1SNA 400 191 R2600
White	<input type="checkbox"/>	M 16/12	1SNA 400 193 R2000
Beige V0	<input type="checkbox"/>	M 16/12.V0	1SNA 195 129 R1500

Accessories



Type	Part numbers
1 End section	grey blue yellow beige
2 Separator end section	grey beige
3 Separator end section	grey
4 Separator end section	grey
5 Separator end section	grey
6 Separator end section for cover CPV	grey beige
7 Protective cover	CPM (for SCF12..., SCFM6)
8 Protective cover	CPV 1.2 (for SCFCV1.2...)
9 Test socket	AL2 DIA. 2,0 mm AL3 DIA. 3,0 mm AL4 DIA. 4,0 mm FC2 DIA. 2,0 mm FC4 DIA. 4,0 mm
10 Test plug	
12 Assembled jumper bar (with IP20 protection)	76 A 76 A 76 A 76 A 76 A
13 Jumper bar not assembled post + screw + washer	57 A
14 Universal jumper bar	95 A 70 A
15 Protection label	
Screw for protection label	
16 Protection label	

refer to the section "Special Applications" for part numbers and characteristics.

End stop		th. 9 mm	BADL	V2	1SNA 399 903 R0200
End stop		th. 10 mm	BAM2	V2	1SNA 206 351 R1600
End stop		th. 10 mm	BAM2 V0	V0	1SNA 296 351 R0000
Rail		35 x 7,5 x 1	PR3.Z2		1SNA 174 300 R1700
Rail		35 x 15 x 2,3	PR4		1SNA 168 500 R1200
Rail		35 x 15 x 1,5	PR5		1SNA 168 700 R2200
Rail		32 x 15 x 1,5	PR1.Z2		1SNA 163 050 R0400

Other end stops, rails and accessories : see section on accessories.

Characteristics

Wire size

		IEC	UL	CSA
		NFC DIN		
Screw clamp	Rigid	0,5-25 mm ²	18-6 AWG	8-4 AWG
	Flexible	0,5-16 mm ²	18-6 AWG	8-4 AWG

Voltage

Rated	800 V	600 V	600 V
Impulse withstand	8 kV		
Pollution degree	3		

Current

Rated	85 A	85 A	100 A
-------	------	------	-------

Wire size

Rated / Gauge	16 mm ² / B7	6 AWG	4 AWG
Wire strip. length	Recomm. Screwdriver	Recomm. torque	Protection
14 mm	5,5 mm	1,2-1,4 Nm	IP 20
.55"	.22"	10.6-12.4 lb.in	NEMA 1

Notes

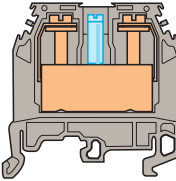
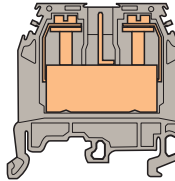
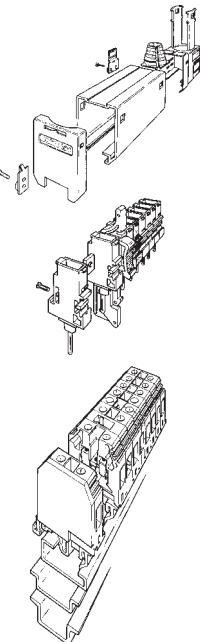
The use of some accessories may decrease the block's voltage rating. For more information, consult us.



R See section on marking method

RC65 - RC610 RC810 RC1010

Note : (1) Separator end sections snapped on rails. (2) Use of these accessories requires the user to cut out the partition. (3) See column : "Various applications". (4) Use 2 labels EPU6 (spacing 12 mm).

<p>M 16/12.C</p> <p>Spacing 12 mm - 0,1 (.473")</p>  <p>Grey <input type="checkbox"/> 1SNA 115 210 R2100 Beige V0 <input type="checkbox"/> 1SNA 195 210 R2200</p> <p>12 mm block equipped with a flexible test socket DIA. 2,5 mm for connector.</p>	<p>M 16/12.2A.G</p> <p>Spacing 12 mm - 0,1 (.473")</p>  <p>Grey <input type="checkbox"/> 1SNA 115 679 R0300</p> <p>Standard 12 mm block with partition and central quick-connect output.</p>					
<p>RU</p>	<p>CE</p>					
<p>Part numbers</p>	<p>Part numbers</p>	<p>Part numbers</p>	<p>Part numbers</p>	<p>Part numbers</p>	<p>Part numbers</p>	<p>Various applications</p>
<p>1SNA 118 618 R0100 1SNA 128 618 R0300 1SNA 103 065 R2400 V0 1SNA 198 618 R0200</p>	<p>1SNA 118 618 R0100</p>					
<p>1SNA 113 102 R1000 V0 1SNA 193 102 R1100</p>	<p>1SNA 113 102 R1000</p>					
<p>(1) 1SNA 114 825 R0500</p>	<p>(1) 1SNA 114 825 R0500</p>					
<p>(1) 1SNA 103 619 R0400</p>	<p>(1) 1SNA 103 619 R0400</p>					
<p>(1) 1SNA 103 620 R0100</p>	<p>(1) 1SNA 103 620 R0100</p>					
<p>1SNA 116 795 R1100</p>	<p>1SNA 116 795 R1100</p>					
<p>V0 1SNA 196 795 R1200</p>						
<p>1SNA 187 312 R1400</p>	<p>1SNA 187 312 R1400</p>					
<p>1SNA 176 816 R1200</p>	<p>1SNA 176 816 R1200</p>					
<p>1SNA 107 038 R2500</p>						
						 <p>The terminal blocks M 16/12.C are equipped with a test socket DIA. 2,5 mm/.10" for connectors described in the section "Connectors".</p> <p>BJDP2 permits the interconnection with a terminal block series "M" spacing 16 mm.</p> <p>BJDP3 permits the interconnection with a terminal block series "M" spacing 6 - 6,5 - 8 or 10 mm.</p>

RC65 - RC610 RC810 RC1010 RC65 - RC610 RC810
Note : (1) Separator end sections snapped on rails.

Standard terminal blocks

Screw clamp

DIN 1 - 3

refer to the section "Special Applications" for part numbers and characteristics.

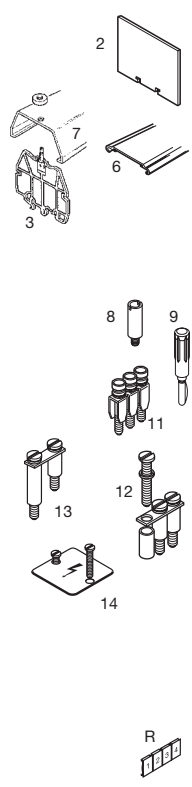
End stop		th. 9 mm	BADL	V0	1SNA 399 903 R0200
End stop		th. 10 mm	BAM2	V2	1SNA 206 351 R1600
End stop		th. 10 mm	BAM2 V0	V0	1SNA 296 351 R0000
Rail		35 x 7,5 x 1	PR3.Z2		1SNA 174 300 R1700
Rail		35 x 15 x 2,3	PR4		1SNA 168 500 R1200
Rail		35 x 15 x 1,5	PR5		1SNA 168 700 R2200
Rail		32 x 15 x 1,5	PR1.Z2		1SNA 163 050 R0400

Other end stops, rails and accessories : see section on accessories.

Notes

The use of some accessories may decrease the block's voltage rating. For more information, consult us.
BJDP1 permits the interconnection with a terminal block series "M" spacing 6 or 6,5 or 8 or 10 mm.
BJDP2 permits the interconnection with a terminal block series "M" spacing 12 mm.

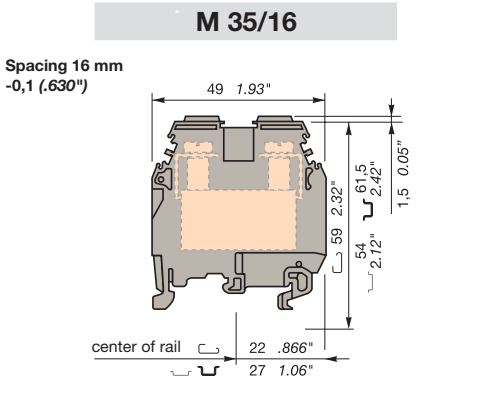
Accessories



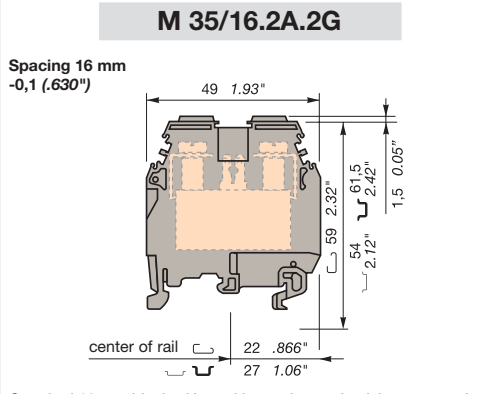
Type	Part numbers
2 Separator end section grey	SCFT1 th. 1,0 mm 1SNA 103 588 R2600
3 Separator end section grey for cover CPV beige	SCFCV1.2 (1) th. 3,0 mm 1SNA 116 795 R1100 SCFCV1.2 V0 (1) th. 3,0 mm 1SNA 196 795 R1200
6 Protective cover	CPM (for SCF16...) 1SNA 187 312 R1400
7 Protective cover	CPV1.2 (for SCFCV1.2...) 1SNA 176 816 R1200
8 Test socket	AL4 DIA. 4,0 mm 1SNA 168 237 R0500
9 Test plug	FC2 DIA. 2,0 mm 1SNA 007 865 R2600 FC4 DIA. 4,0 mm 1SNA 167 860 R0100
11 Assembled jumper bar	125 A BJMI16 (2) 2 poles 1SNA 206 217 R0000 125 A BJMI16 (2) 3 poles 1SNA 206 218 R1100 125 A BJMI16 (2) 4 poles 1SNA 206 219 R1200 125 A BJMI16 (2) 5 poles 1SNA 206 220 R1700 125 A BJMI16 (2) 10 poles 1SNA 206 221 R0400
12 Jumper bar not assembled	125 A BJS16 (2) 10 poles 1SNA 168 238 R1600 EV16 1SNA 179 627 R0700
13 Universal jumper bar	50 A BJDP1 (2)(3) spacing 16<->spacing 6-6,5-8 or 10 1SNA 179 623 R0300 95 A BJDP2 (2)(3) spacing 16<->spacing 12 1SNA 179 624 R0400
14 Protection label	EP12 3 blocks 1SNA 163 430 R2600 EP16 4 blocks 1SNA 163 431 R1300 VSP16 1SNA 173 147 R2000
Screw for protection label	
R See section on markers method	

Type	Part numbers
2 quick-connect outputs for 6.3 x 0.8 series 250 tabs (2 tabs) or 2.8 x 0.8 series 110 tabs (4 tabs)	

Type	Part numbers
2 quick-connect outputs for 6.3 x 0.8 series 250 tabs (2 tabs) or 2.8 x 0.8 series 110 tabs (4 tabs)	



Standard 16 mm block with partition.



Standard 16 mm block with partition and central quick-connect tabs

Colour	Type	Part numbers
Grey	M 35/16	1SNA 115 124 R0700
Blue	M 35/16.N	1SNA 125 124 R0100
Yellow	M 35/16	1SNA 105 124 R1600
Red	M 35/16	1SNA 400 195 R2200
Black	M 35/16	1SNA 400 194 R2100
White	M 35/16	1SNA 400 196 R2300
Beige V0	M 35/16.V0	1SNA 195 124 R0000

Colour	Type	Part numbers
Grey	M 35/16.2A.2G	1SNA 115 719 R2300

Characteristics			
Wire size	IEC		UL/CSA
	NFC	DIN	
Screw clamp	Rigid	1-50 mm ²	10-0 AWG
	Flexible	1-35 mm ²	10-1 AWG
Voltage			
Rated	800 V		600 V
Impulse withstand	8 kV		
Pollution degree	3		
Current			
Rated	125 A		150 A
Wire size			
Rated / Gauge	35 mm ² / B9		0 AWG
Wire strip. length	Recomm. Screwdriver	Recomm. torque	Protection
17 mm	6,5-7 mm	2,8-3 Nm	IP20
.669"	.255" - .276"	24.9-26.7 lb.in	NEMA 1

Characteristics				
Wire size	IEC		UL	CSA
	NFC	DIN		
Screw clamp	Rigid	1-50 mm ²	16-0 AWG	16-0 AWG
	Flexible	1-35 mm ²	16-2 AWG	16-2 AWG
Quick connect	4 tabs : 2,8 x 0,8 series 110 - 1,5 mm ² max. 2 tabs : 6,3 x 0,8 series 250 - 2,5 mm ² max.			
Voltage				
Rated	800 V			
Impulse withstand	8 kV			
Pollution degree	3			
Current				
Rated	125 A (4)			
Wire size				
Rated / Gauge	35 mm ² / B9		0 AWG	
Wire strip. length	Recomm. Screwdriver	Recomm. torque	Protection	
17 mm	6,5-7 mm	2,8-3 Nm	IP20	
.669"	.255" - .276"	24.3-26.1 lb.in	NEMA 1	

RC65 - RC610 RTM9 RC810 RC1010 Note : (1) Separator end section snapped on rail. (2) Use of these accessories requires the user to cut out the partition. (3) See column "various applications" on previous pages. (4) Maximum withstand current : 8 A for quick-connect connection for 2,8 x 0,8 mm tabs and 20 A for quick-connect connection for 6,3 x 0,8 mm tabs.

Standard terminal blocks

Screw clamp

DIN 1 - 3

refer to the section "Special Applications" for part numbers and characteristics.

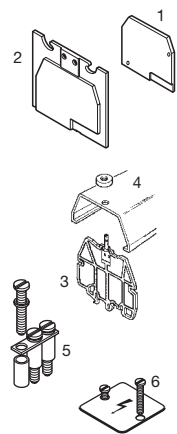
End stop		th. 12 mm	BADH	V2	1SNA 116 900 R2700
End stop		th. 9,1 mm	BAMH	V2	1SNA 114 836 R0000
End stop		th. 9,1 mm	BAMH V0	V0	1SNA 194 836 R0100
Rail		35 x 7,5 x 1	PR3.Z2		1SNA 174 300 R1700
Rail		35 x 15 x 2,3	PR4		1SNA 168 500 R1200
Rail		35 x 15 x 1,5	PR5		1SNA 168 700 R2200
Rail		32 x 15 x 1,5	PR1.Z2		1SNA 163 050 R0400

Other end stops, rails and accessories : see section on accessories.

Notes

The use of some accessories may decrease the block's voltage rating. For more information, consult us.

Accessories

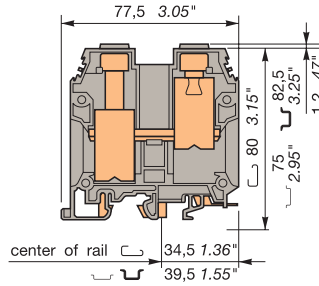


1 End section	grey	FEM22	th. 3,0 mm	1SNA 113 065 R1500
	yellow	FEM22	th. 3,0 mm	1SNA 103 881 R1400
	blue	FEM22	th. 3,0 mm	1SNA 123 065 R1700
	beige	FEM22 V0	th. 3,0 mm	1SNA 193 065 R1600
2 Separator end section	grey	SCF22	th. 3,0 mm	1SNA 113 851 R1600
	beige	SCF22 V0	th. 3,0 mm	1SNA 193 851 R1700
3 Separator end section for cover CPV	grey	SCFCV4 (1)	th. 3,0 mm	1SNA 116 797 R1300
	beige	SCFCV4 V0 (1)	th. 3,0 mm	1SNA 196 797 R1400
4 Protective cover		CPV4 (for SCFCV4...)		1SNA 176 791 R2100
5 Jumper bar not assembled	192 A	BJS22 (2)	2 poles	1SNA 173 316 R2100
	192 A	BJS22 (2)	3 poles	1SNA 173 317 R2200
	192 A	BJS22 (2)	5 poles	1SNA 173 318 R0300
	192 A	BJS22 (2)	10 poles	1SNA 173 319 R0400
		VJS51		1SNA 173 320 R0100
		RDJ51		1SNA 173 331 R2000
6 Protection label		EP223	3 blocks	1SNA 173 327 R2400
		EP224	4 blocks	1SNA 173 328 R0500
		VSP22		1SNA 400 252 R1200

R See section on markers marking method

M 70/22...

Spacing 22 mm -0,1 (.866")



Standard 22 mm block with partition. Tighten clamp with 6 mm Allen Key.

Colour	Type	Part numbers
Grey		M 70/22 1SNA 115 216 R1300
Blue		M 70/22.N 1SNA 125 216 R1500
Beige V0		M 70/22.V0 1SNA 195 216 R1400

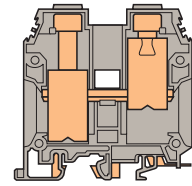
Characteristics

Wire size	IEC		UL/CSA
	NFC	DIN	
Screw clamp	Rigid	16-95 mm ²	4-00 AWG
	Flexible	16-70 mm ²	4-00 AWG

Voltage		Rated	1000 V	600 V
Impulse withstand			8 kV	
Pollution degree			3	
Current		Rated	192 A	175 A
Wire size		Rated / Gauge	70 mm ² / B11	00 AWG
Wire strip. length	Recomm. tool	Recomm. torque	Protection	
25 mm	6 mm Allen Key	6-7 Nm	IP20	
.98"	.236" Allen Key	53,4-62,3 lb.in	NEMA 1	

M 70/22.O

Spacing 22 mm -0,1 (.866")



Standard 22 mm block with open partition for jumper bar.

Colour	Type	Part numbers
Grey		M 70/22.O 1SNA 400 256 R1600
Blue		M 70/22.O.N 1SNA 400 257 R1700

Characteristics

Wire size	IEC		UL/CSA
	NFC	DIN	
Screw clamp	Rigid	16-95 mm ²	4-00 AWG
	Flexible	16-70 mm ²	4-00 AWG

Voltage		Rated	1000 V	600 V
Impulse withstand			8 kV	
Pollution degree			3	
Current		Rated	192 A	175 A
Wire size		Rated / Gauge	70 mm ² / B11	00 AWG
Wire strip. length	Recomm. tool	Recomm. torque	Protection	
25 mm	6 mm Allen Key	6-7 Nm	IP20	
.98"	.236" Allen Key	53,4-62,3 lb.in	NEMA 1	

Type	Part numbers
FEM22	th. 3,0 mm 1SNA 113 065 R1500
FEM22	th. 3,0 mm 1SNA 103 881 R1400
FEM22	th. 3,0 mm 1SNA 123 065 R1700
FEM22 V0	th. 3,0 mm 1SNA 193 065 R1600
SCF22	th. 3,0 mm 1SNA 113 851 R1600
SCF22 V0	th. 3,0 mm 1SNA 193 851 R1700
SCFCV4 (1)	th. 3,0 mm 1SNA 116 797 R1300
SCFCV4 V0 (1)	th. 3,0 mm 1SNA 196 797 R1400
CPV4 (for SCFCV4...)	1SNA 176 791 R2100
BJS22 (2)	2 poles 1SNA 173 316 R2100
BJS22 (2)	3 poles 1SNA 173 317 R2200
BJS22 (2)	5 poles 1SNA 173 318 R0300
BJS22 (2)	10 poles 1SNA 173 319 R0400
VJS51	1SNA 173 320 R0100
RDJ51	1SNA 173 331 R2000
EP223	3 blocks 1SNA 173 327 R2400
EP224	4 blocks 1SNA 173 328 R0500
VSP22	1SNA 400 252 R1200

Type	Part numbers
FEM22	th. 3,0 mm 1SNA 113 065 R1500
FEM22	th. 3,0 mm 1SNA 103 881 R1400
FEM22	th. 3,0 mm 1SNA 123 065 R1700
FEM22 V0	th. 3,0 mm 1SNA 193 065 R1600
SCF22	th. 3,0 mm 1SNA 113 851 R1600
SCF22 V0	th. 3,0 mm 1SNA 193 851 R1700
SCFCV4 (1)	th. 3,0 mm 1SNA 116 797 R1300
SCFCV4 V0 (1)	th. 3,0 mm 1SNA 196 797 R1400
CPV4 (for SCFCV4...)	1SNA 176 791 R2100
BJS22 (2)	2 poles 1SNA 173 316 R2100
BJS22 (2)	3 poles 1SNA 173 317 R2200
BJS22 (2)	5 poles 1SNA 173 318 R0300
BJS22 (2)	10 poles 1SNA 173 319 R0400
VJS51	1SNA 173 320 R0100
RDJ51	1SNA 173 331 R2000
EP223	3 blocks 1SNA 173 327 R2400
EP224	4 blocks 1SNA 173 328 R0500
VSP22	1SNA 400 252 R1200

RC65 - RC610 RC810 RC1010

Note : (1) End sections and circuit separators snapped on rails.
(2) Use of these accessories requires the user to cut out the partition.

Standard terminal blocks

Screw clamp

DIN 1 - 3

refer to the section "Special Applications" for part numbers and characteristics.

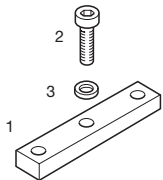
End stop		th. 12 mm	BADH	V2	1SNA 116 900 R2700
End stop		th. 9,1 mm	BAMH	V2	1SNA 114 836 R0000
End stop		th. 9,1 mm	BAMH V0	V0	1SNA 194 836 R0100
Rail		35 x 7,5 x 1	PR3.Z2		1SNA 174 300 R1700
Rail		35 x 15 x 2,3	PR4		1SNA 168 500 R1200
Rail		35 x 15 x 1,5	PR5		1SNA 168 700 R2200
Rail		32 x 15 x 1,5	PR1.Z2		1SNA 163 050 R0400

Other end stops, rails and accessories : see section on accessories.

Notes

The use of some accessories may decrease the block's voltage rating. For more information, consult us.

Accessories



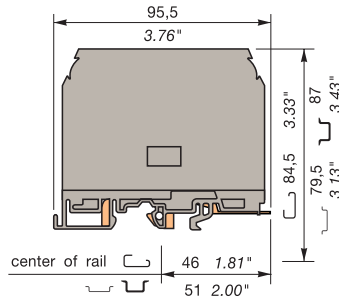
- 1 Jumper bar not assembled 232 A
232 A
232 A
232 A
- 2 Screw CHC M5 for BJS
- 3 Washer for VSJ



R See section on markers marking method

M 95/26...

Spacing 26 mm (1.02")



Standard 26 mm block. Delivered with end plate. Tighten clamp with 6 mm Allen Key.

Colour	Type	Part numbers
Grey	<input type="checkbox"/> M 95/26	1SNA 115 556 R1000
Blue	<input type="checkbox"/> M 95/26.N	1SNA 125 556 R1200
Beige V0	<input type="checkbox"/> M 95/26.V0	1SNA 195 556 R1100

Characteristics

Wire size	Voltage			
	IEC	UL	CSA	
	NFC	DIN		
Screw clamp	Rigid	35-120 mm ²	0000 AWG	000 AWG maxi
	Flexible	35-95 mm ²		

Current			
Rated	232 A	230 A	250 A

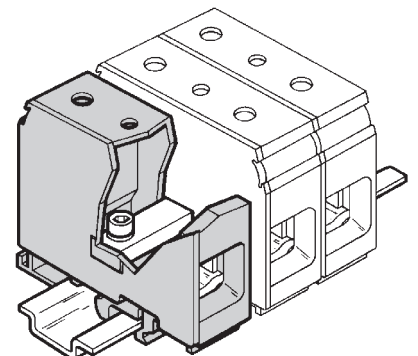
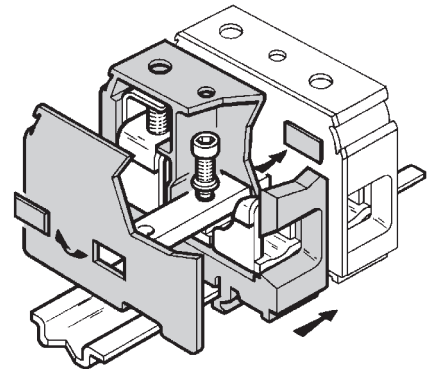
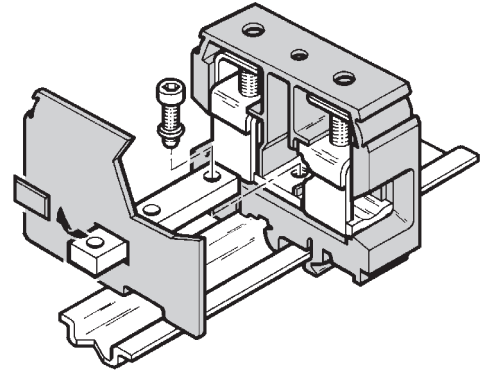
Wire size			
Rated / Gauge	95 mm ² / B12	0000 AWG	000 AWG
Wire strip. length	Recomm. tool	Recomm. torque	Protection
26 mm	6 mm Allen Key	8,5-9,5 Nm	IP 10
1.02"	.236" Allen Key	74-83 lb.in	

Type	Part numbers
BJS261 (1)	2 poles 1SNA 177 508 R0700
BJS261 (1)	3 poles 1SNA 177 509 R0000
BJS261 (1)	5 poles 1SNA 177 510 R2400
BJS261 (1)	10 poles 1SNA 177 511 R1100
VSJ51	1SNA 173 320 R0100
RDJ51	1SNA 173 331 R2000

RC65 - RC610 RC810 RC1010

Note : (1) Use of these accessories requires the user to cut out the partition.

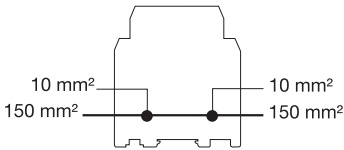
Installation of jumper bar



Standard terminal blocks

Screw clamp

DIN 3



End stop		th. 12 mm	BADH	V2	1SNA 116 900 R2700
End stop		th. 9,1 mm	BAMH	V2	1SNA 114 836 R0000
End stop		th. 9,1 mm	BAMH V0	V0	1SNA 194 836 R0100
Rail		35 x 7,5 x 1	PR3.Z2		1SNA 174 300 R1700
Rail		35 x 15 x 2,3	PR4		1SNA 168 500 R1200
Rail		35 x 15 x 1,5	PR5		1SNA 168 700 R2200

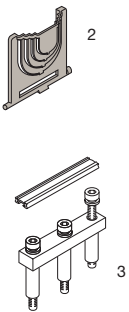
Other end stops, rails and accessories : see section on accessories.

Notes

- * In the wire entry :
 - Accessory CPBP2 needed
 - IP10 without the accessory.

Accessories

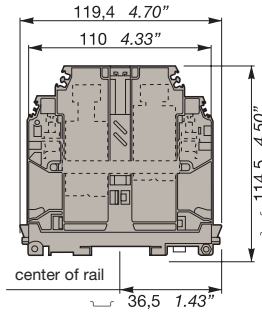
- Jumper bar not assembled
- IP20 cover
- Assembled jumper bar



R See section on markers marking method

D 150/31.D10

Spacing 31 mm (1.22")



Standard 31 mm block. Delivered with end plate and 10 mm² (6 AWG) tap.



Colour	Type	Part numbers
Grey	D 150/31.D10	1SNA 399 715 R0400
Blue	D 150/31.D10.N	1SNA 399 717 R0600
Yellow/Green	D 150/31.D10.PI	1SNA 399 716 R0500

Characteristics

		IEC		UL/CSA
		NFC	DIN	
Main circuit	Rigid	25-185 mm²		
Screw clamp	Flexible	35-150 mm²		
Tap	Rigid	0,5-16 mm²		
Screw clamp	Flexible	0,5-10 mm²		

Voltage

Rated	1000 V
Impulse withstand	12 kV
Pollution degree	3

Current Rated

Main circuit	309 A
Tap	57 A

Wire size Rated / Gauge

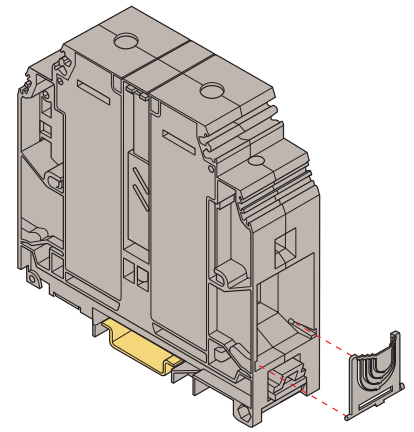
Main circuit	150 mm² / B14
Tap	10 mm² / B14

	Wire strip. length	Tools	Recomm. torque	Protection
Main circuit	35 mm	8 mm Allen Key	10-30 Nm	IP 20 *
	1.37"	0.31"	88.5-260 lb.in	
Tap	12 mm	Screwdriver Ø 4 mm	1,2-1,4 Nm	
	0.47"		10.6-12.3 lb.in	

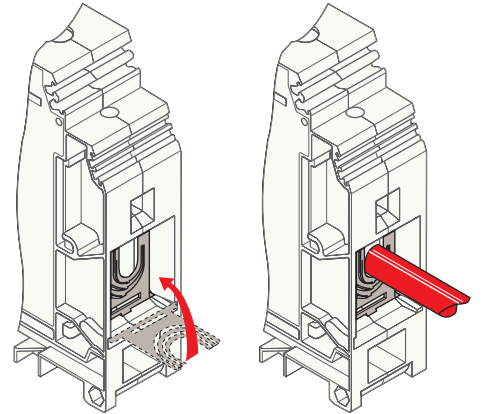
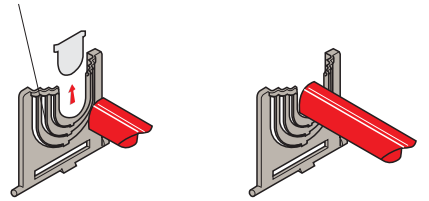
Type Part numbers

CPBP1			Consult us	1SNA 399 788 R1600
BJMI 31.2	2 poles	309 A		1SNA 206 053 R0700
BJMI 31.3	3 poles	309 A		1SNA 206 054 R0000

RC1010 RC810 RC65 - RC610 RC55 - RC510 RC410

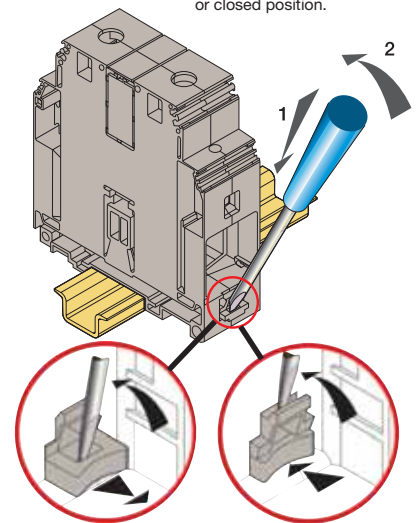


Partition to cut to fit the wire diameter.



Locking foot operating with screwdriver DIA. 4

Sideopening "bistable action". The locking foot remains in open or closed position.



Unlocking

Locking

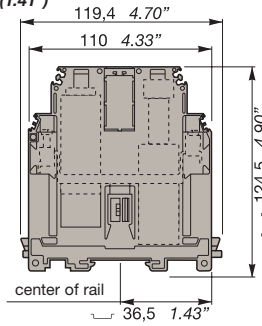
Standard terminal blocks

Screw clamp

DIN 3

D 240/36.D10

Spacing 36 mm (1.41")



Standard 36 mm block. Delivered with end plate and 10 mm² (6 AWG) tap.



Colour	Type	Part numbers
Grey	D 240/36.D10	1SNA 399 704 R1200
Blue	D 240/36.D10.N	1SNA 399 706 R1400
Green/Yellow	D 240/36.D10.PI	1SNA 399 705 R1300

Characteristics

	Wire size	IEC		UL/CSA
		NFC	DIN	
Main circuit	Rigid	50-300 mm ²		
Screw clamp	Flexible	35-240 mm ²		
Tap	Rigid	0,5-16 mm ²		
Screw clamp	Flexible	0,5-10 mm ²		

Voltage

Rated	1000 V	
Impulse withstand	8 kV	
Pollution degree	3	

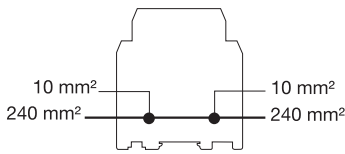
Current Rated

Main circuit	415 A	
Tap	57 A	

Wire size Rated / Gauge

Main circuit	240 mm ² / B14	
Tap	10 mm ² / B14	

	Wire strip. length	Outil de serrage	Recomm. torque	Protection
Main circuit	35 mm	8 mm Allen Key	14-30 Nm	IP 20 *
	1.37"	0.39"	124-260 lb.in	
Tap	12 mm	Screwdriver Ø 4 mm	1,2-1,4 Nm	
	0.47"		10.6-12.3 lb.in	



End stop		th. 12 mm	BADH	V2	1SNA 116 900 R2700
End stop		th. 9,1 mm	BAMH	V2	1SNA 114 836 R0000
End stop		th. 9,1 mm	BAMH V0	V0	1SNA 194 836 R0100
Rail		35 x 7,5 x 1	PR3.Z2		1SNA 174 300 R1700
Rail		35 x 15 x 2,3	PR4		1SNA 168 500 R1200
Rail		35 x 15 x 1,5	PR5		1SNA 168 700 R2200

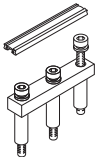
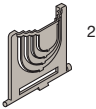
Other end stops, rails and accessories : see section on accessories.

Notes

- * In the wire entry :
 - Accessory CPBP2 needed
 - IP10 without the accessory.

Accessories

- Jumper bar not assembled
- IP20 cover
- Assembled jumper bar

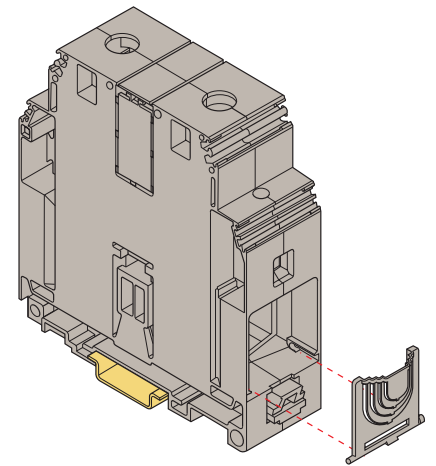


R See section on markers marking method

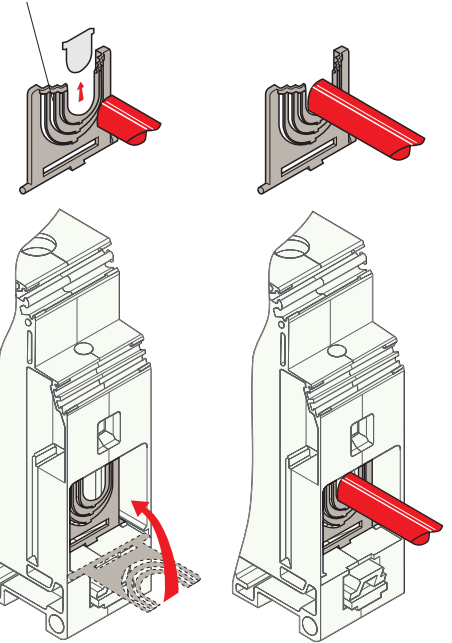
Type Part numbers

CPBP2				Consult us	1SNA 399 787 R0500
BJMI 36.2	2 poles	415 A			1SNA 206 126 R2500
BJMI 36.3	3 poles	415 A			1SNA 206 223 R0600

RC1010	RC810	RC65 - RC610	RC55 - RC510	RC410
--------	-------	--------------	--------------	-------

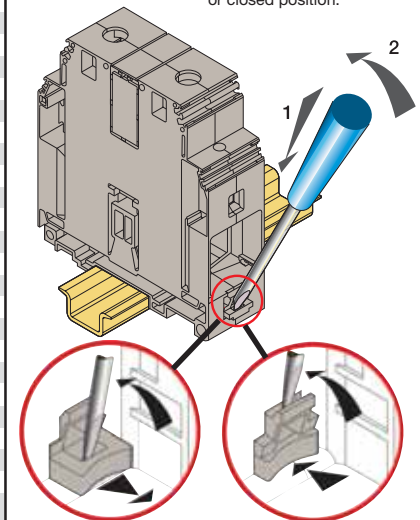


Partition to cut to fit the wire diameter.



Locking foot operating with screwdriver DIA. 4

Sideopening "bistable action". The locking foot remains in open or closed position.



Unlocking

Locking

Double-deck terminal blocks

Screw clamp

DIN 1 - 3



refer to the section "Special Applications" for part numbers and characteristics.

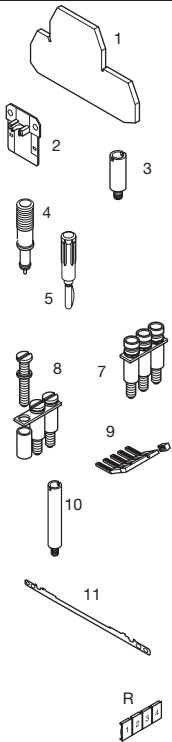
End stop		th. 12 mm	BADH	V2	1SNA 116 900 R2700
End stop		th. 9,1 mm	BAMH	V2	1SNA 114 836 R0000
End stop		th. 9,1 mm	BAMH V0	V0	1SNA 194 836 R0100
Rail		35 x 7,5 x 1	PR3.22		1SNA 174 300 R1700
Rail		35 x 15 x 2,3	PR4		1SNA 168 500 R1200
Rail		35 x 15 x 1,5	PR5		1SNA 168 700 R2200
Rail		32 x 15 x 1,5	PR1.22		1SNA 163 050 R0400

Other end stops, rails and accessories : see section on accessories.

Notes

The use of some accessories may decrease the block's voltage rating. For more information, consult us.

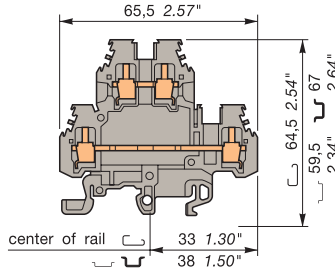
Accessories



	Type	Part numbers
1	End section	grey blue beige grey
	2	Circuit separator
	3	Test socket
	4	Test device
	5	Test plug
7	Assembled jumper bar	24 A
	(with IP 20 protection)	24 A
		24 A
8	Jumper bar not assembled	24 A
	Screw + washer + post	24 A
9	Comb type jumper bar	30 A
	Insulating tip	30 A
10	Vertical jumper bar	
	Shield connector	
R	See section on markers marking method	

MA 2,5/5.D2...

Spacing 5 mm +0,08 (.200")



Standard 5 mm block

Colour	Type	Part numbers
Grey	MA 2,5/5.D2	1SNA 115 490 R1300
Blue	MA 2,5/5.D2.N	1SNA 125 490 R1500
Beige V0	MA 2,5/5.D2.V0	1SNA 195 490 R1400

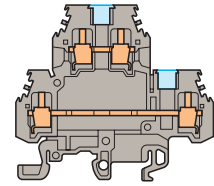
Characteristics

Wire size	IEC		UL	CSA
	NFC	DIN		
Screw clamp	Rigid	0,2-4 mm ²	22-12 AWG	20-12 AWG
	Flexible	0,22-2,5 mm ²	22-12 AWG	20-12 AWG

Voltage			
Rated	630 V	300 V	300 V
Impulse withstand	8 kV		
Pollution degree	3		
Current			
Rated	24 A	20 A	25 A
Wire size			
Rated / Gauge	2,5 mm ² / A3	12 AWG	12 AWG
Wire strip. length	Recomm. Screwdriver	Recomm. torque	Protection
9 mm	3,5 mm	0,4-0,6 Nm	IP20
.354"	.138"	3.5-5.3 lb.in	NEMA 1

MA 2,5/5.D2.1...

Spacing 5 mm +0,08 (.200")



MA 2,5/5.D2 with partition

Colour	Type	Part numbers
Grey	MA 2,5/5.D2.1	1SNA 115 491 R0000
Blue	MA 2,5/5.D2.1N	1SNA 125 491 R0200

Characteristics

Wire size	IEC		UL	CSA
	NFC	DIN		
Screw clamp	Rigid	0,2-4 mm ²	22-12 AWG	20-12 AWG
	Flexible	0,22-2,5 mm ²	22-12 AWG	20-12 AWG

Voltage			
Rated	630 V	300 V	300 V
Impulse withstand	8 kV		
Pollution degree	3		
Current			
Rated	24 A	20 A	25 A
Wire size			
Rated / Gauge	2,5 mm ² / A3	12 AWG	12 AWG
Wire strip. length	Recomm. Screwdriver	Recomm. torque	Protection
9 mm	3,5 mm	0,4-0,6 Nm	IP20
.354"	.138"	3.5-5.3 lb.in	NEMA 1

Type	Part numbers
FEM6D	th. 1,0 mm 1SNA 118 499 R2300
FEM6D	th. 1,0 mm 1SNA 128 499 R2500
FEM6D V0 V0	th. 1,0 mm 1SNA 198 499 R2400
SCMA5D	th. 1,0 mm 1SNA 116 720 R2100
AL2 (1)	DIA. 2,0 mm 1SNA 164 950 R0000
DCV	green 1SNA 173 058 R0200
FC2 (3)	DIA. 2,0 mm 1SNA 007 865 R2600
BJMI5D (1)	2 poles 1SNA 176 736 R2100
BJMI5D (1)	3 poles 1SNA 176 737 R2200
BJMI5D (1)	4 poles 1SNA 176 738 R0300
BJMI5D (1)	5 poles 1SNA 176 739 R0400
BJMI5D (1)	10 poles 1SNA 176 740 R1100
BJS5D (1)	20 poles 1SNA 177 651 R0500
EV5D	1SNA 176 260 R1000
PC5	1SNA 113 542 R1000
PC5	1SNA 113 544 R1200
EIP	1SNA 113 550 R2400
ITV5	1SNA 176 259 R1300
CBM5D	th. 0,5 mm 1SNA 173 530 R2400

Type	Part numbers
FEM6D	th. 1,0 mm 1SNA 118 499 R2300
FEM6D	th. 1,0 mm 1SNA 128 499 R2500
FEM6D V0 V0	th. 1,0 mm 1SNA 198 499 R2400
AL2	DIA. 2,0 mm 1SNA 164 950 R0000
DCV	green 1SNA 173 058 R0200
FC2 (3)	DIA. 2,0 mm 1SNA 007 865 R2600
BJMI5D (2)	2 poles 1SNA 176 736 R2100
BJMI5D (2)	3 poles 1SNA 176 737 R2200
BJMI5D (2)	4 poles 1SNA 176 738 R0300
BJMI5D (2)	5 poles 1SNA 176 739 R0400
BJMI5D (2)	10 poles 1SNA 176 740 R1100
BJS5D (2)	20 poles 1SNA 177 651 R0500
EV5D	1SNA 176 260 R1000
PC5	1SNA 113 542 R1000
PC5	1SNA 113 544 R1200
EIP	1SNA 113 550 R2400
ITV5	1SNA 176 259 R1300
CBM5D	th. 0,5 mm 1SNA 173 530 R2400

RC55 - RC510 Sides of block RCT610 - RTM7 Top of block RC55 - RC510 Sides of block RCT610 - RTM7 Top of block

Note : (1) A circuit separator SC may be required with the use of these accessories.
 (2) Use of these accessories requires the user to cut out the partition.
 (3) For block equipped with test socket AL2.

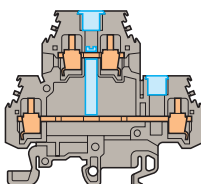
Double-deck terminal block

Screw clamp

DIN 1 - 3

MA 2,5/5.D1.1...

Spacing 5 mm +0,08 (.200")



MA 2,5/5.D2.1 with vertical interconnection and partition on lower deck.



Colour	Type	Part numbers
Grey	MA 2,5/5.D1.1	1SNA 115 530 R1200
Blue	MA 2,5/5.D1.1N	1SNA 125 530 R1400

Characteristics

Wire size	IEC			UL	CSA
	NFC	DIN			
Screw clamp	Rigid	0,2-4 mm ²	22-12 AWG	20-12 AWG	
	Flexible	0,22-2,5 mm ²	22-12 AWG	20-12 AWG	

Voltage			
Rated	630 V	300 V	300 V
Impulse withstand	8 kV		
Pollution degree	3		

Current			
Rated	24 A	20 A	25 A

Wire size			
Rated / Gauge	2,5 mm ² / A3	12 AWG	12 AWG
Wire strip. length	Recomm. Screwdriver	Recomm. torque	Protection
9 mm	3,5 mm	0,4-0,6 Nm	IP20
.354"	.138"	3.5-5.3 lb.in	NEMA 1

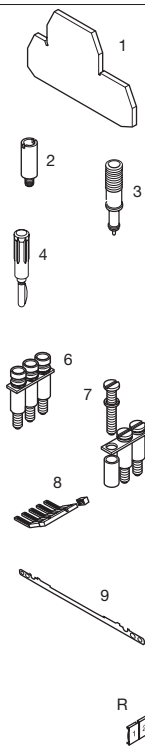
End stop	th. 12 mm	BADH	V2	1SNA 116 900 R2700
End stop	th. 9,1 mm	BAMH	V2	1SNA 114 836 R0000
End stop	th. 9,1 mm	BAMH V0	V0	1SNA 194 836 R0100
Rail	35 x 7,5 x 1	PR3.Z2		1SNA 174 300 R1700
Rail	35 x 15 x 2,3	PR4		1SNA 168 500 R1200
Rail	35 x 15 x 1,5	PR5		1SNA 168 700 R2200
Rail	32 x 15 x 1,5	PR1.Z2		1SNA 163 050 R0400

Other end stops, rails and accessories : see section on accessories.

Notes

The use of some accessories may decrease the block's voltage rating. For more information, consult us.

Accessories



Accessories		Type	Part numbers
1	End section	grey blue beige	FEM6D th. 1,0 mm 1SNA 118 499 R2300 FEM6D th. 1,0 mm 1SNA 128 499 R2500 FEM6D V0 V0 th. 1,0 mm 1SNA 198 499 R2400
2	Test socket	AL2 (3)	DIA. 2,0 mm 1SNA 164 950 R0000
3	Test device	DCV	green 1SNA 173 058 R0200
4	Test plug	FC2 (2)	DIA. 2,0 mm 1SNA 007 865 R2600
6	Assembled jumper bar	BJMI5D (1)(3)	2 poles 1SNA 176 736 R2100 3 poles 1SNA 176 737 R2200 4 poles 1SNA 176 738 R0300 5 poles 1SNA 176 739 R0400 10 poles 1SNA 176 740 R1100
7	Jumper bar not assembled	BJMI5D (1)(3)	20 poles 1SNA 177 651 R0500
8	Comb type jumper bar	PC5	2 poles 1SNA 113 542 R1000 10 poles 1SNA 113 544 R1200
	Insulating tip	EIP	1SNA 113 550 R2400
9	Shield connector	CBM5D	th. 0,5 mm 1SNA 173 530 R2400
R	See section on markers marking method		

RC55 - RC510 Sides of block RCT610 - RTM7 Top of block

Note : (1) Use of these accessories requires the user to cut out the partition.
(2) For block equipped with test socket AL2.
(3) Only for lower deck.

Double-deck terminal blocks

Screw clamp

DIN 1 - 3



Ex refer to the section "Special Applications" for part numbers and characteristics.

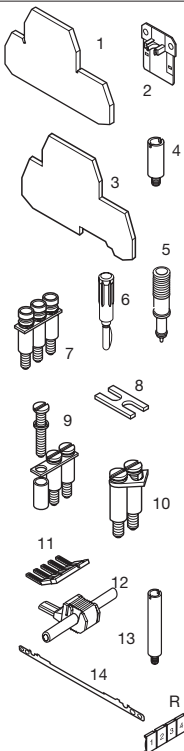
End stop	th. 12 mm	BADH	V2	1SNA 116 900 R2700
End stop	th. 9,1 mm	BAMH	V2	1SNA 114 836 R0000
End stop	th. 9,1 mm	BAMH V0	V0	1SNA 194 836 R0100
Rail	35 x 7,5 x 1	PR3.Z2		1SNA 174 300 R1700
Rail	35 x 15 x 2,3	PR4		1SNA 168 500 R1200
Rail	35 x 15 x 1,5	PR5		1SNA 168 700 R2200
Rail	32 x 15 x 1,5	PR1.Z2		1SNA 163 050 R0400

Other end stops, rails and accessories : see section on accessories.

Notes

The use of some accessories may decrease the block's voltage rating. For more information, consult us.

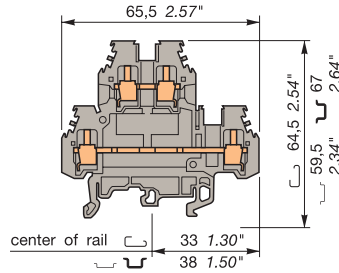
Accessories



1 End section	grey blue beige	FEM6D FEM6D FEM6D V0	th. 1,0 mm	1SNA 118 499 R2300 1SNA 128 499 R2500 1SNA 198 499 R2400
2 Circuit separator	grey beige	SCM6D SCM6D V0	th. 1,0 mm	1SNA 113 482 R0500 1SNA 193 482 R0600
3 Separator end section	grey beige	SCF6D SCF6D V0	th. 1,0 mm	1SNA 118 495 R1700 1SNA 198 495 R1000
4 Test socket		AL2 AL3	(1) DIA. 2,0 mm (1) DIA. 3,0 mm	1SNA 163 070 R0000 1SNA 163 261 R0000
5 Test device		DCG	grey	1SNA 163 218 R0500
6 Test plug		FC2	(3) DIA. 2,0 mm	1SNA 007 865 R2600
7 Assembled jumper bar	32 A 32 A 32 A 32 A 32 A	BJMI6D BJMI6D BJMI6D BJMI6D BJMI6D	(1) 2 poles (1) 3 poles (1) 4 poles (1) 5 poles (1) 10 poles	1SNA 179 668 R2000 1SNA 179 669 R2100 1SNA 179 670 R2600 1SNA 179 671 R1300 1SNA 179 672 R1400
8 Connector plate	35 A	EL6		1SNA 173 627 R2100
9 Jumper bar not assembled	32 A	BJS61	(1)(4) 10 poles	1SNA 168 485 R2700
10 Pivoting jumper bar	35 A	EV6D		1SNA 168 400 R1600
11 Comb type jumper bar	35 A	BJP61		1SNA 167 225 R2000
12 IDC jumper	24 A	PC61	10 poles	1SNA 163 311 R2200
13 Vertical interconnection		AD2,5		1SNA 114 205 R2000
14 Shield connector		ITV6		1SNA 168 962 R0400
R	See section on markers marking method	CBM5D	th. 0,5 mm	1SNA 173 530 R2400

M 4/6.D2...

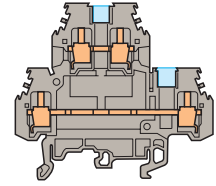
Spacing 6 mm +0,05 (.238")



Standard 6 mm block.

M 4/6.D2.1...

Pas 6 mm +0,05 (.238")



M 4/6.D2 with partition.

Colour	Type	Part numbers
Grey	M 4/6.D2	1SNA 115 271 R2200
Green	M 4/6.D2	1SNA 105 044 R2100
Yellow	M 4/6.D2	1SNA 105 045 R2200
White	M 4/6.D2	1SNA 105 046 R2300
Black	M 4/6.D2	1SNA 105 047 R2400
Red	M 4/6.D2	1SNA 105 048 R0500
Orange	M 4/6.D2	1SNA 105 049 R0600
Blue	M 4/6.D2.N	1SNA 125 271 R2400
Beige V0	M 4/6.D2.V0	1SNA 195 271 R2300

Colour	Type	Part numbers
Grey	M 4/6.D2.1	1SNA 115 126 R0100
Blue	M 4/6.D2.1.N	1SNA 125 126 R0300
Beige V0	M 4/6.D2.1.V0	1SNA 195 126 R0200

Characteristics

Wire size	IEC			UL		CSA	
	NFC	DIN					
Screw clamp	Rigid	0,2-4 mm ²	22-12 AWG	24-12 AWG			
	Flexible	0,22-4 mm ²	22-12 AWG	24-12 AWG			

Characteristics

Wire size	IEC			UL		CSA	
	NFC	DIN					
Screw clamp	Rigid	0,2-4 mm ²	22-12 AWG	24-12 AWG			
	Flexible	0,22-4 mm ²	22-12 AWG	24-12 AWG			

Voltage	Rated		
	800 V	300 V(5)	600 V
Impulse withstand	8 kV		
	Pollution degree 3		

Current	Rated		
	32 A	20 A	25 A
Wire size	4 mm ² / A4	12 AWG	12 AWG
	Wire strip. length	Recomm. Screwdriver	Recomm. torque
8,5 mm	4 mm	0,5-0,8 Nm	IP20
.33"	.157"	4.4-7.1 lb.in	NEMA 1

Voltage	Rated		
	800 V	300 V(5)	600 V
Impulse withstand	8 kV		
	Pollution degree 3		

Current	Rated		
	32 A	20 A	25 A
Wire size	4 mm ² / A4	12 AWG	12 AWG
	Wire strip. length	Recomm. Screwdriver	Recomm. torque
8,5 mm	4 mm	0,5-0,8 Nm	IP20
.33"	.157"	4.4-7.1 lb.in	NEMA 1

Type	Part numbers
FEM6D	th. 1,0 mm 1SNA 118 499 R2300
FEM6D	th. 1,0 mm 1SNA 128 499 R2500
FEM6D V0	th. 1,0 mm 1SNA 198 499 R2400
SCM6D	1SNA 113 482 R0500
SCM6D V0	1SNA 193 482 R0600
SCF6D	th. 1,0 mm 1SNA 118 495 R1700
SCF6D V0	th. 1,0 mm 1SNA 198 495 R1000
AL2	(1) DIA. 2,0 mm 1SNA 163 070 R0000
AL3	(1) DIA. 3,0 mm 1SNA 163 261 R0000
DCG	grey 1SNA 163 218 R0500
FC2	(3) DIA. 2,0 mm 1SNA 007 865 R2600
BJMI6D	(1) 2 poles 1SNA 179 668 R2000
BJMI6D	(1) 3 poles 1SNA 179 669 R2100
BJMI6D	(1) 4 poles 1SNA 179 670 R2600
BJMI6D	(1) 5 poles 1SNA 179 671 R1300
BJMI6D	(1) 10 poles 1SNA 179 672 R1400
EL6	1SNA 173 627 R2100
BJS61	(1)(4) 10 poles 1SNA 168 485 R2700
EV6D	1SNA 168 400 R1600
BJP61	1SNA 167 225 R2000
PC61	10 poles 1SNA 163 311 R2200
AD2,5	1SNA 114 205 R2000
ITV6	1SNA 168 962 R0400
CBM5D	th. 0,5 mm 1SNA 173 530 R2400

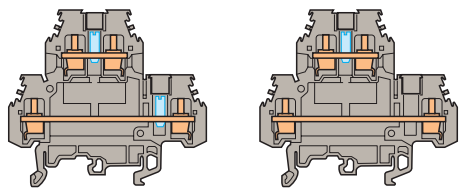
Type	Part numbers
FEM6D	th. 1,0 mm 1SNA 118 499 R2300
FEM6D	th. 1,0 mm 1SNA 128 499 R2500
FEM6D V0	th. 1,0 mm 1SNA 198 499 R2400
SCM6D	1SNA 113 482 R0500
SCM6D V0	1SNA 193 482 R0600
SCF6D	th. 1,0 mm 1SNA 118 495 R1700
SCF6D V0	th. 1,0 mm 1SNA 198 495 R1000
AL2	DIA. 2,0 mm 1SNA 163 070 R0000
AL3	DIA. 3,0 mm 1SNA 163 261 R0000
DCG	grey 1SNA 163 218 R0500
FC2	(3) DIA. 2,0 mm 1SNA 007 865 R2600
BJMI6D	(2) 2 poles 1SNA 179 668 R2000
BJMI6D	(2) 3 poles 1SNA 179 669 R2100
BJMI6D	(2) 4 poles 1SNA 179 670 R2600
BJMI6D	(2) 5 poles 1SNA 179 671 R1300
BJMI6D	(2) 10 poles 1SNA 179 672 R1400
EL6	1SNA 173 627 R2100
BJS61	(2)(4) 10 poles 1SNA 168 485 R2700
EV6D	1SNA 168 400 R1600
BJP61	1SNA 167 225 R2000
PC61	10 poles 1SNA 163 311 R2200
AD2,5	1SNA 114 205 R2000
ITV6	1SNA 168 962 R0400
CBM5D	th. 0,5 mm 1SNA 173 530 R2400

Note : (1) A circuit separator SC may be required with the use of these accessories. (2) Use of these accessories requires the user to cut out the partition. (3) For block equipped with test socket AL2. (4) See section accessories for other configuration of poles. (5) 600 V with end section.

M 4/6.D2.2...

M 4/6.D2.4

Spacing 6 mm + 0,05 (.238")



M 4/6.D2.2... equipped with 2 test sockets.
M 4/6.D2.4 equipped with 1 test socket for upper deck only.

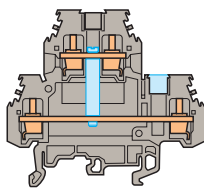


Colour	Type	Part numbers
Grey/Test socket DIA. 2	M 4/6.D2.2	1SNA 115 322 R1500
Beige V0/Test socket DIA. 2	M 4/6.D2.2.V0	1SNA 195 322 R1600
Grey/Test socket DIA. 3	M 4/6.D2.3	1SNA 115 269 R0000
Grey/Test socket DIA. 4	M 4/6.D2.4	1SNA 115 617 R1500

for upper deck only

M 4/6.D1...

Spacing 6 mm + 0,05 (.238")



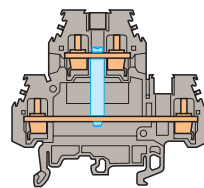
M 4/6.D2.1 with vertical interconnection and partition on the lower deck.



Colour	Type	Part numbers
Grey	M 4/6.D1	1SNA 115 166 R1100
Blue	M 4/6.D1.N	1SNA 125 166 R1300
Beige V0	M 4/6.D1.V0	1SNA 195 166 R1200

M 4/6.D1.1...

Spacing 6 mm + 0,05 (.238")



M 4/6.D1 with no partition on the lower deck.



Colour	Type	Part numbers
Grey	M 4/6.D1.1	1SNA 115 204 R2000
Blue	M 4/6.D1.1N	1SNA 125 204 R2200

Characteristics

Wire size	Wire size		
	IEC NFC DIN	UL	CSA
Screw clamp	Rigid 0,2-4 mm ²	22-12 AWG	24-12 AWG
Flexible	0,22-4 mm ²	22-12 AWG	24-12 AWG

Voltage			
Rated	630 V (5)	300 V	300 V
Impulse withstand	8 kV (5)		
Pollution degree	3		

Current			
Rated	32 A	20 A	25 A

Wire size			
Rated / Gauge	4 mm ² / A4	12 AWG	12 AWG
Wire strip. length	Recomm. Screwdriver	Recomm. torque	Protection
8,5 mm	4 mm	0,5-0,8 Nm	IP20
.33"	.16"	4.4-7.1 lb.in	NEMA 1

Type	Part numbers
FEM6D	th. 1,0 mm 1SNA 118 499 R2300
FEM6D	th. 1,0 mm 1SNA 128 499 R2500
FEM6D V0 V0	th. 1,0 mm 1SNA 198 499 R2400
SCM6D	th. 1,0 mm 1SNA 113 482 R0500
SCM6D V0 V0	1SNA 193 482 R0600
SCF6D	th. 1,0 mm 1SNA 118 495 R1700
SCF6D V0 V0	th. 1,0 mm 1SNA 198 495 R1000
DCG	grey 1SNA 163 218 R0500
FC2	DIA. 2,0 mm 1SNA 007 865 R2600
FC4	DIA. 4,0 mm 1SNA 167 860 R0100

Characteristics

Wire size	Wire size		
	IEC NFC DIN	UL	CSA
Screw clamp	Rigid 0,2-4 mm ²	22-12 AWG	24-12 AWG
Flexible	0,22-4 mm ²	22-12 AWG	24-12 AWG

Voltage			
Rated	800 V	300 V	300 V
Impulse withstand	8 kV		
Pollution degree	3		

Current			
Rated	32 A	20 A	25 A

Wire size			
Rated / Gauge	4 mm ² / A4	12 AWG	12 AWG
Wire strip. length	Recomm. Screwdriver	Recomm. torque	Protection
8,5 mm	4 mm	0,5-0,8 Nm	IP20
.33"	.16"	4.4-7.1 lb.in	NEMA 1

Type	Part numbers
FEM6D	th. 1,0 mm 1SNA 118 499 R2300
FEM6D	th. 1,0 mm 1SNA 128 499 R2500
FEM6D V0 V0	th. 1,0 mm 1SNA 198 499 R2400
SCM6D	th. 1,0 mm 1SNA 113 482 R0500
SCM6D V0 V0	1SNA 193 482 R0600
SCF6D	th. 1,0 mm 1SNA 118 495 R1700
SCF6D V0 V0	th. 1,0 mm 1SNA 198 495 R1000
AL2 (6)	DIA. 2,0 mm 1SNA 163 070 R0000
AL3 (6)	DIA. 3,0 mm 1SNA 163 261 R0000
DCG	grey 1SNA 163 218 R0500
FC2	DIA. 2,0 mm 1SNA 007 865 R2600

Characteristics

Wire size	Wire size		
	IEC NFC DIN	UL	CSA
Screw clamp	Rigid 0,2-4 mm ²	22-12 AWG	24-12 AWG
Flexible	0,22-4 mm ²	22-12 AWG	24-12 AWG

Voltage			
Rated	800 V	300 V	300 V
Impulse withstand	8 kV		
Pollution degree	3		

Current			
Rated	32 A	20 A	25 A

Wire size			
Rated / Gauge	4 mm ² / A4	12 AWG	12 AWG
Wire strip. length	Recomm. Screwdriver	Recomm. torque	Protection
8,5 mm	4 mm	0,5-0,8 Nm	IP20
.33"	.16"	4.4-7.1 lb.in	NEMA 1

Type	Part numbers
FEM6D	th. 1,0 mm 1SNA 118 499 R2300
FEM6D	th. 1,0 mm 1SNA 128 499 R2500
FEM6D V0 V0	th. 1,0 mm 1SNA 198 499 R2400
SCM6D	th. 1,0 mm 1SNA 113 482 R0500
SCM6D V0 V0	1SNA 193 482 R0600
SCF6D	th. 1,0 mm 1SNA 118 495 R1700
SCF6D V0 V0	th. 1,0 mm 1SNA 198 495 R1000
AL2 (1) (6)	DIA. 2,0 mm 1SNA 163 070 R0000
AL3 (1) (6)	DIA. 3,0 mm 1SNA 163 261 R0000
DCG	grey 1SNA 163 218 R0500
FC2	DIA. 2,0 mm 1SNA 007 865 R2600

BJMI6D (2) (6)	2 poles	1SNA 179 668 R2000
BJMI6D (2) (6)	3 poles	1SNA 179 669 R2100
BJMI6D (2) (6)	4 poles	1SNA 179 670 R2600
BJMI6D (2) (6)	5 poles	1SNA 179 671 R1300
BJMI6D (2) (6)	10 poles	1SNA 179 672 R1400
EL6		1SNA 173 627 R2100
BJS61 (2) (4) (6)	10 poles	1SNA 168 485 R2700
EV6D		1SNA 168 400 R1600
BJP61 (6)		1SNA 167 225 R2000
PC61	10 poles	1SNA 163 311 R2200
AD2,5		1SNA 114 205 R2000
CBM5D	th. 0,5 mm	1SNA 173 530 R2400

BJMI6D (1) (6)	2 poles	1SNA 179 668 R2000
BJMI6D (1) (6)	3 poles	1SNA 179 669 R2100
BJMI6D (1) (6)	4 poles	1SNA 179 670 R2600
BJMI6D (1) (6)	5 poles	1SNA 179 671 R1300
BJMI6D (1) (6)	10 poles	1SNA 179 672 R1400
EL6		1SNA 173 627 R2100
BJS61 (1) (4) (6)	10 poles	1SNA 168 485 R2700
EV6D		1SNA 168 400 R1600
BJP61 (6)		1SNA 167 225 R2000
PC61	10 poles	1SNA 163 311 R2200
AD2,5		1SNA 114 205 R2000
CBM5D	th. 0,5 mm	1SNA 173 530 R2400

BJMI6D (1) (6)	2 poles	1SNA 179 668 R2000
BJMI6D (1) (6)	3 poles	1SNA 179 669 R2100
BJMI6D (1) (6)	4 poles	1SNA 179 670 R2600
BJMI6D (1) (6)	5 poles	1SNA 179 671 R1300
BJMI6D (1) (6)	10 poles	1SNA 179 672 R1400
EL6		1SNA 173 627 R2100
BJS61 (1) (4) (6)	10 poles	1SNA 168 485 R2700
EV6D		1SNA 168 400 R1600
BJP61 (6)		1SNA 167 225 R2000
PC61	10 poles	1SNA 163 311 R2200
AD2,5		1SNA 114 205 R2000
CBM5D	th. 0,5 mm	1SNA 173 530 R2400

RC65 - RC610 Sides of block

RC65 - RC610 Sides of block

RCT610 - RTM7 Top of block

RC65 - RC610 Sides of block

RCT610 - RTM7 Top of block

Note : (1) A circuit separator SC may be required with the use of these accessories. (2) Use of these accessories requires the user to cut out the partition. (4) See section accessories for other configuration of poles. (5) Only for block M 4/6.D2.2. 200V/2,5 kV for blocks M 4/6.D2.3 and M 4/6.D2.4. (6) These accessories can be used on the lower deck only.

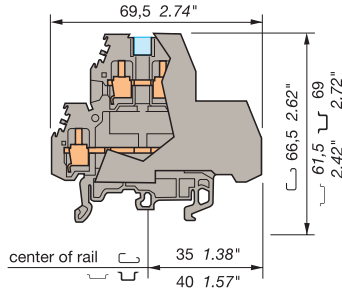
Double-deck terminal blocks

Screw clamp

 DIN 1 - 3

M 4/7.D2.1

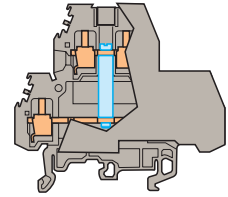
Spacing 7 mm +0,1 (.280")



M 4/6.D2.1 equipped with a partition for 600 V CSA.



M 4/7.D1

Spacing 7 mm +0,1 (.280")



M 4/6.D1 equipped with a partition for 600 V CSA.

		
---	---	---

Colour	Type	Part numbers	Colour	Type	Part numbers
Grey		M 4/7.D2.1 1SNA 115 127 R0200	Grey		M 4/7.D1 1SNA 115 167 R1200

Characteristics

Wire size	Wire size		
	IEC	UL	CSA
	NFC DIN		
Screw clamp Rigid	0,2-4 mm ²	22-12 AWG	24-12 AWG
Screw clamp Flexible	0,22-4 mm ²	22-12 AWG	24-12 AWG

Voltage			
Rated	800 V	600 V	600 V
Impulse withstand	8 kV		
Pollution degree	3		

Current			
Rated	32 A	20 A	25 A

Wire size			
Rated / Gauge	4 mm ² / A4	12 AWG	12 AWG
Wire strip. length	Recomm. Screwdriver	Recomm. torque	Protection
8,5 mm	4 mm	0,5-0,8 Nm	IP20
.33"	.16"	4.4-7.1 lb.in	NEMA 1








Characteristics

Wire size	Wire size		
	IEC	UL	CSA
	NFC DIN		
Screw clamp Rigid	0,2-4 mm ²	22-12 AWG	24-12 AWG
Screw clamp Flexible	0,22-4 mm ²	22-12 AWG	24-12 AWG

Voltage			
Rated	800 V	600 V	600 V
Impulse withstand	8 kV		
Pollution degree	3		

Current			
Rated	32 A	20 A	25 A

Wire size			
Rated / Gauge	4 mm ² / A4	12 AWG	12 AWG
Wire strip. length	Recomm. Screwdriver	Recomm. torque	Protection
8,5 mm	4 mm	0,5-0,8 Nm	IP20
.33"	.16"	4.4-7.1 lb.in	NEMA 1

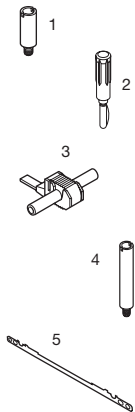
End stop		th. 12 mm	BADH	V2	1SNA 116 900 R2700
End stop		th. 9,1 mm	BAMH	V2	1SNA 114 836 R0000
End stop		th. 9,1 mm	BAMH VO	V0	1SNA 194 836 R0100
Rail		35 x 7,5 x 1	PR3.Z2		1SNA 174 300 R1700
Rail		35 x 15 x 2,3	PR4		1SNA 168 500 R1200
Rail		35 x 15 x 1,5	PR5		1SNA 168 700 R2200
Rail		32 x 15 x 1,5	PR1.Z2		1SNA 163 050 R0400

Other end stops, rails and accessories : see section on accessories.

Notes

The use of some accessories may decrease the block's voltage rating. For more information, consult us.

Accessories



Type	Part numbers
1 Test socket	AL2 DIA. 2 mm 1SNA 163 070 R0000
2 Test plug	AL3 DIA. 3 mm 1SNA 163 261 R0000
3 IDC jumper	FC2 (1) DIA. 2 mm 1SNA 007 865 R2600
4 Vertical interconnection	AD2,5 1SNA 114 205 R2000
5 Shield connector	ITV6 1SNA 168 962 R0400
	CBM5D th. 0,5 mm 1SNA 173 530 R2400

Accessories

Type	Part numbers
AL2 (2) DIA. 2 mm	1SNA 163 070 R0000
AL3 (2) DIA. 3 mm	1SNA 163 261 R0000
FC2 (1) DIA. 2 mm	1SNA 007 865 R2600
AD2,5	1SNA 114 205 R2000
ITV6 delivered with the block	
CBM5D th. 0,5 mm	1SNA 173 530 R2400



R See section on markers marking method

RC65 - RC610 Sides of block

Note : (1) For block equipped with AL2.

(2) These accessories can be used on the lower deck only.

RC65 - RC610 Sides of block

Double-deck terminal blocks

Screw clamp

DIN 1 - 3

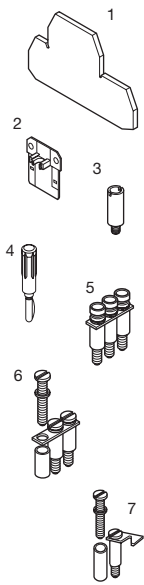
End stop		th. 12 mm	BADH	V2	1SNA 116 900 R2700
End stop		th. 9,1 mm	BAMH	V2	1SNA 114 836 R0000
End stop		th. 9,1 mm	BAMH V0	V0	1SNA 194 836 R0100
Rail		35 x 7,5 x 1	PR3.Z2		1SNA 174 300 R1700
Rail		35 x 15 x 2,3	PR4		1SNA 168 500 R1200
Rail		35 x 15 x 1,5	PR5		1SNA 168 700 R2200
Rail		32 x 15 x 1,5	PR1.Z2		1SNA 163 050 R0400

Other end stops, rails and accessories : see section on accessories.

Notes

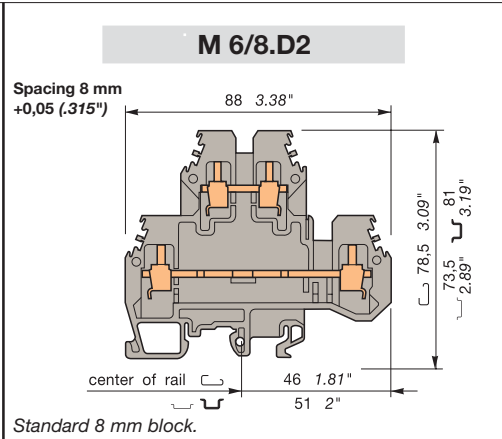
The use of some accessories may decrease the block's voltage rating. For more information, consult us.

Accessories



Type	Part numbers
1 End section	grey grey beige V0 grey
2 Circuit separator	
3 Test socket	
4 Test plug	
5 Assembled jumper bar	41 A
5 Assembled jumper bar	41 A
5 Assembled jumper bar (with IP20 protection)	41 A
5 Assembled jumper bar	41 A
5 Assembled jumper bar	41 A
5 Assembled jumper bar	41 A
6 Jumper bar not assembled	41 A
7 Pivoting jumper bar	50 A

R See section on marking method



Colour	Type	Part numbers
Grey	<input type="checkbox"/> M 6/8.D2	1SNA 115 501 R1200
Beige V0	<input type="checkbox"/> M 6/8.D2.V0	1SNA 195 501 R1300

Characteristics

Wire size	IEC		UL	CSA
	NFC	DIN		
Screw clamp	Rigid	0,5-10 mm ²	18-8 AWG	8 AWG Max.
	Flexible	0,5-6 mm ²	18-8 AWG	8 AWG Max.

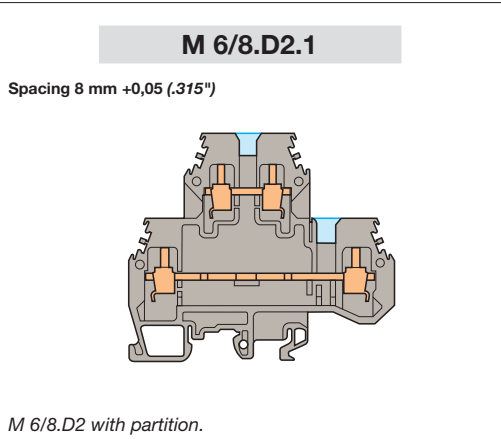
Voltage	800 V	600 V	600 V
Rated			
Impulse withstand	8 kV		
Pollution degree	3		

Current	41 A	50 A	45 A
Rated			

Wire size	6 mm ² / A5		8 AWG	8 AWG
	Rated / Gauge	Recomm. Screwdriver	Recomm. torque	Protection
Wire strip. length	12 mm	4-5 mm	0,8-1 Nm	IP 20
	.47"	.157"-.197"	7.1-8.9 lb.in	NEMA 1

Type	Part numbers
FEM8D1	th. 1 mm 1SNA 116 656 R2500
FEM8D2	th. 4 mm 1SNA 116 657 R2600
FEM8D1	th. 1 mm 1SNA 196 656 R2600
SCM6	1SNA 113 003 R1000
AL2	(1) DIA. 2 mm 1SNA 163 043 R2100
AL3	(1) DIA. 3 mm 1SNA 163 261 R0000
AL4	(1) DIA. 4 mm 1SNA 163 262 R0100
FC2	DIA. 2 mm 1SNA 007 865 R2600
FC4	DIA. 4 mm 1SNA 167 860 R0100
BJMI8	(1) 2 poles 1SNA 176 669 R1600
BJMI8	(1) 3 poles 1SNA 176 670 R1300
BJMI8	(1) 4 poles 1SNA 176 671 R0000
BJMI8	(1) 5 poles 1SNA 176 672 R0100
BJMI8	(1) 10 poles 1SNA 176 673 R0200
BJS8	(1)(3) 20 poles 1SNA 174 789 R0500
BJP82	1SNA 163 169 R0400

Note : (1) A circuit separator SC may be required with the use of these accessories. (2) Use of these accessories requires the user to cut out the partition. (3) See section accessories for other configuration of poles.



Colour	Type	Part numbers
Grey	<input type="checkbox"/> M 6/8.D2.1	1SNA 115 497 R0600

Characteristics

Wire size	IEC		UL	CSA
	NFC	DIN		
Screw clamp	Rigid	0,5-10 mm ²	18-8 AWG	8 AWG Max.
	Flexible	0,5-6 mm ²	18-8 AWG	8 AWG Max.

Voltage	800 V	600 V	600 V
Rated			
Impulse withstand	8 kV		
Pollution degree	3		

Current	41 A	50 A	45 A
Rated			

Wire size	6 mm ² / A5		8 AWG	8 AWG
	Rated / Gauge	Recomm. Screwdriver	Recomm. torque	Protection
Wire strip. length	12 mm	4-5 mm	0,8-1 Nm	IP 20
	.47"	.157"-.197"	7.1-8.9 lb.in	NEMA 1

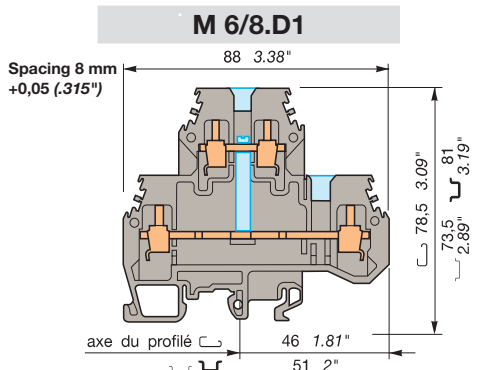
Type	Part numbers
FEM8D1	th. 1 mm 1SNA 116 656 R2500
FEM8D2	th. 4 mm 1SNA 116 657 R2600
AL2	DIA. 2 mm 1SNA 163 043 R2100
AL3	DIA. 3 mm 1SNA 163 261 R0000
AL4	DIA. 4 mm 1SNA 163 262 R0100
FC2	DIA. 2 mm 1SNA 007 865 R2600
FC4	DIA. 4 mm 1SNA 167 860 R0100
BJMI8	(2) 2 poles 1SNA 176 669 R1600
BJMI8	(2) 3 poles 1SNA 176 670 R1300
BJMI8	(2) 4 poles 1SNA 176 671 R0000
BJMI8	(2) 5 poles 1SNA 176 672 R0100
BJMI8	(2) 10 poles 1SNA 176 673 R0200
BJS8	(3) 20 poles 1SNA 174 789 R0500
BJP82	1SNA 163 169 R0400

Note : (1) A circuit separator SC may be required with the use of these accessories. (2) Use of these accessories requires the user to cut out the partition. (3) See section accessories for other configuration of poles.

Double-deck terminal blocks

Screw clamp

 DIN 1 - 3



M 6/8.D2.1 with vertical interconnection and partition on the lower deck.



Colour	Type	Part numbers
Grey	<input type="checkbox"/> M 6/8.D1	1SNA 115 498 R1700








Characteristics

Wire size	Wire size		
	IEC NFC DIN	UL	CSA
Screw clamp Rigid	0,5-10 mm ²	18-8 AWG	8 AWG Max.
Screw clamp Flexible	0,5-6 mm ²	18-8 AWG	8 AWG Max.

Voltage			
Rated	800 V	600 V	600 V
Impulse withstand	8 kV		
Pollution degree	3		

Current			
Rated	41 A	50 A	45 A

Wire size			
Rated / Gauge	6 mm ² / A5	8 AWG	8 AWG
Wire strip length	Recomm. Screwdriver 4-5 mm	Recomm. torque 0,8-1 Nm	Protection IP 20
.47"	.157"-.197"	7.1-8.9 lb.in	NEMA 1

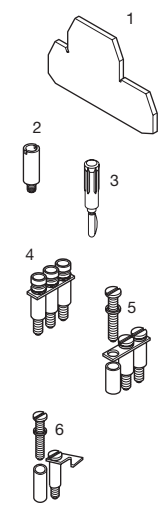
End stop		th. 12 mm	BADH	V2	1SNA 116 900 R2700
End stop		th. 9,1 mm	BAMH	V2	1SNA 114 836 R0000
End stop		th. 9,1 mm	BAMH VO	VO	1SNA 194 836 R0100
Rail		35 x 7,5 x 1	PR3.Z2		1SNA 174 300 R1700
Rail		35 x 15 x 2,3	PR4		1SNA 168 500 R1200
Rail		35 x 15 x 1,5	PR5		1SNA 168 700 R2200
Rail		32 x 15 x 1,5	PR1.Z2		1SNA 163 050 R0400

Other end stops, rails and accessories : see section on accessories.

Notes

The use of some accessories may decrease the block's voltage rating. For more information, consult us.

Accessories



	Type	Part numbers
1 End section	grey	FEM8D1 th. 1 mm 1SNA 116 656 R2500
1 End section	grey	FEM8D2 th. 4 mm 1SNA 116 657 R2600
2 Test socket		AL2 (1) DIA. 2 mm 1SNA 163 043 R2100
2 Test socket		AL3 (1) DIA. 3 mm 1SNA 163 261 R0000
2 Test socket		AL4 (1) DIA. 4 mm 1SNA 163 262 R0100
3 Test plug		FC2 DIA. 2 mm 1SNA 007 865 R2600
3 Test plug		FC4 DIA. 4 mm 1SNA 167 860 R0100
4 Assembled jumper bar	41 A	BJMI8 (1)(2) 2 poles 1SNA 176 669 R1600
4 Assembled jumper bar	41 A	BJMI8 (1)(2) 3 poles 1SNA 176 670 R1300
4 Assembled jumper bar (with IP20 protection)	41 A	BJMI8 (1)(2) 4 poles 1SNA 176 671 R0000
4 Assembled jumper bar	41 A	BJMI8 (1)(2) 5 poles 1SNA 176 672 R0100
4 Assembled jumper bar	41 A	BJMI8 (1)(2) 10 poles 1SNA 176 673 R0200
5 Jumper bar not assembled	41 A	BJS8 (1)(2)(3) 20 poles 1SNA 174 789 R0500
6 Pivoting jumper bar	50 A	BJP82 1SNA 163 169 R0400



R See section on marking marking method

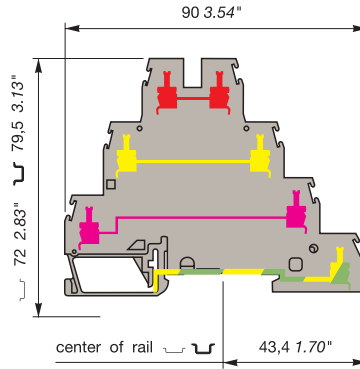
RC65 - RC610 RC810 Sides of block

Note : (1) These accessories can be used on the lower deck only. (2) Use of these accessories requires the user to cut out the partition. (3) See section accessories for other configuration of poles.

Triple-deck terminal blocks + ground protection
Screw clamp
 DIN 3

D 4/6.T3.P

Spacing 6 mm (.238")



Standard 6 mm block + ground protection.

--	--

Colour	Type	Part numbers
Grey V0	<input type="checkbox"/> D 4/6.T3.P	1SNA 299 684 R0200

Characteristics

	Wire size	IEC		UL/CSA
		NFC	DIN	
Screw clamp	Rigid	0,2-4 mm ²		22-12 AWG
	Flexible	0,22-4 mm ²		22-12 AWG

Voltage				
Rated		500 V		300 V
Impulse withstand		6 kV		
Pollution degree		3		

Current				
Rated / Short circuit		32A - 480A/1s		20 A

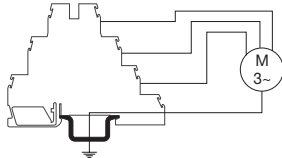
Wire size				
Rated/gauge		4 mm ² / A4		12 AWG
Wire stripping length	Recommended screwdriver	Recommended torque	Protection	
9,5 mm .37"	4 mm .16"	0,5-0,8 Nm 4.4-7.1 lb.in	IP 20 NEMA 1	

End stop		th. 12 mm	BADH	V2	1SNA 116 900 R2700
End stop		th. 9,1 mm	BAMH	V2	1SNA 114 836 R0000
End stop		th. 9,1 mm	BAMH V0	V0	1SNA 194 836 R0100
Rail		35 x 7,5 x 1	PR3.Z2		1SNA 174 300 R1700
Rail		35 x 15 x 2,3	PR4		1SNA 168 500 R1200
Rail		35 x 15 x 1,5	PR5		1SNA 168 700 R2200

Other end stops, rails and accessories : see section on accessories.

Notes

Block for three phase motor supply

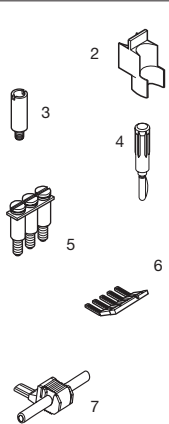


or for connection of 4 wire sensors.

Accessories

Type	Part numbers
------	--------------

No end section needed : closed block	
SCD (3) V2	1SNA 103 189 R2600
AL2 (2) (3)	DIA. 2,0 mm 1SNA 167 319 R0600
FC2 (1) (3)	DIA. 2,0 mm 1SNA 007 865 R2600
BJM62 (3)	2 poles 1SNA 173 217 R2600
BJM62 (3)	3 poles 1SNA 173 218 R0700
BJM62 (3)	4 poles 1SNA 173 219 R0000
BJM62 (3)	5 poles 1SNA 173 221 R2200
BJM62 (3)	6 poles 1SNA 174 112 R1600
BJM62 (3)	7 poles 1SNA 174 113 R1700
BJM62 (3)	8 poles 1SNA 174 114 R1000
BJM62 (3)	9 poles 1SNA 174 115 R1100
BJM62 (3)	10 poles 1SNA 173 226 R2700
PC61	10 poles 1SNA 163 311 R2200
AD2,5 V2	1SNA 114 205 R2000



1	End section	
2	Circuit separator	white
3	Test socket	
4	Test plug	
5	Assembled jumper bar	32A
		32A
		32A
		32A
		32A
		32A
		32A
		32A
		32A
6	Comb type jumper bar	32A
7	IDC jumper	24A

R

R See section on markers marking method

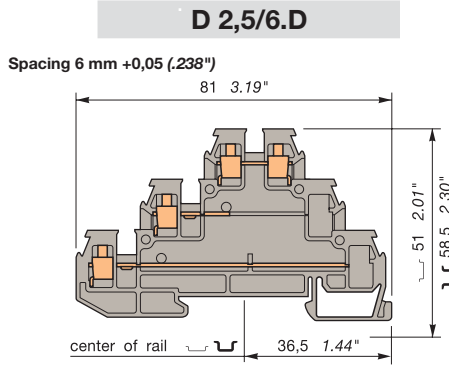
RC65 blank (white, red, blue)

Note : (1) For block equipped with AL2. (2) A circuit separator **SCD** is required with the use of these accessories. (3) Only for upper deck.

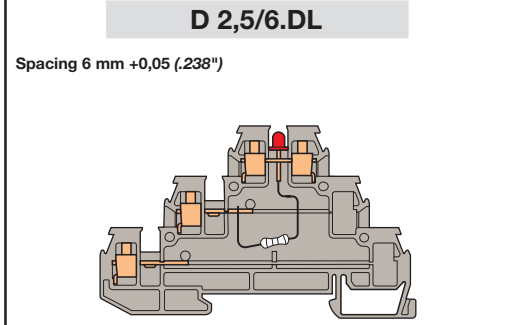
Three level sensor terminal blocks without ground connection

Screw clamp

DIN 3



Three level block for sensor



Three level block for sensor with LED indication between middle and upper level (red 24V=)

--	--	--	--	--	--

Colour	Type	Part numbers
Grey	D 2,5/6.D	1SNA 115 542 R1200

Colour	Type	Part numbers
Grey	D 2,5/6.DL	1SNA 115 537 R0500

Characteristics

Wire size	Wire size			
	NFC DIN	UL	CSA	
Screw clamp	Rigid	0,2-2,5 mm ²	20-12 AWG	22-14 AWG
	Flexible	0,22-2,5 mm ²	20-12 AWG	22-14 AWG

Characteristics

Wire size	Wire size			
	NFC DIN	UL	CSA	
Screw clamp	Rigid	0,2-2,5 mm ²	20-12 AWG	22-14 AWG
	Flexible	0,22-2,5 mm ²	20-12 AWG	22-14 AWG

Voltage

Rated	380 V Gr.C	300 V	300 V
Impulse withstand			
Pollution degree			

Voltage

Rated	380 V Gr.C	300 V (1)	300 V (1)
Impulse withstand			
Pollution degree			

Current

Rated	22 A	26 A	20 A
-------	------	------	------

Current

Rated	22 A	26 A	20 A
-------	------	------	------

Wire size

Rated / Gauge	2,5 mm ²	12 AWG	14 AWG
Wire strip. length	3,5 mm	0,4-0,6 Nm	IP20
Recomm. Screwdriver	.138"	3.5-5.3 lb.in	NEMA 1

Wire size

Rated / Gauge	2,5 mm ²	12 AWG	14 AWG
Wire strip. length	3,5 mm	0,4-0,6 Nm	IP20
Recomm. Screwdriver	.138"	3.5-5.3 lb.in	NEMA 1

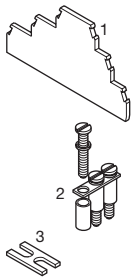
End stop		th. 12 mm	BADH	V2	1SNA 116 900 R2700
End stop		th. 9,1 mm	BAMH	V2	1SNA 114 836 R0000
End stop		th. 9,1 mm	BAMH V0	V0	1SNA 194 836 R0100
Rail		35 x 7,5 x 1	PR3.Z2		1SNA 174 300 R1700
Rail		35 x 15 x 2,3	PR4		1SNA 168 500 R1200
Rail		35 x 15 x 1,5	PR5		1SNA 168 700 R2200

Other end stops, rails and accessories : see section on accessories.

Notes

The use of some accessories may decrease the block's voltage rating. For more information, consult us.

Accessories



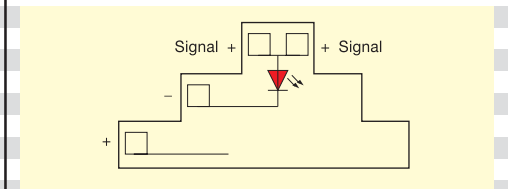
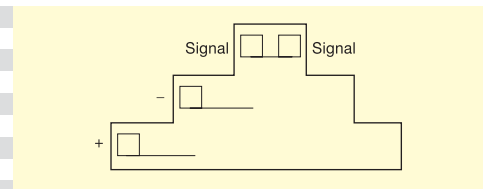
1 End section	grey	FED3E	th. 3,0 mm	1SNA 116 771 R2000
2 Assembled jumper bar	22 A	BJD6	2 poles	1SNA 178 024 R2500
	22 A	BJD6	3 poles	1SNA 178 025 R2600
	22 A	BJD6	4 poles	1SNA 178 026 R2700
	22 A	BJD6	5 poles	1SNA 178 027 R2000
	22 A	BJD6	10 poles	1SNA 178 032 R2500
	22 A	BJD6	20 poles	1SNA 178 033 R2600
3 Connector plate	22 A	EL61		1SNA 177 812 R1700

Accessories

FED3E	th. 3,0 mm	1SNA 116 771 R2000
BJD6	2 poles	1SNA 178 024 R2500
BJD6	3 poles	1SNA 178 025 R2600
BJD6	4 poles	1SNA 178 026 R2700
BJD6	5 poles	1SNA 178 027 R2000
BJD6	10 poles	1SNA 178 032 R2500
BJD6	20 poles	1SNA 178 033 R2600
EL61		1SNA 177 812 R1700

Accessories

FED3E	th. 3,0 mm	1SNA 116 771 R2000
BJD6	2 poles	1SNA 178 024 R2500
BJD6	3 poles	1SNA 178 025 R2600
BJD6	4 poles	1SNA 178 026 R2700
BJD6	5 poles	1SNA 178 027 R2000
BJD6	10 poles	1SNA 178 032 R2500
BJD6	20 poles	1SNA 178 033 R2600
EL61		1SNA 177 812 R1700



R See section on markers marking method

RC65	red - blank	1SNA 103 776 R0100
RC65	blue - blank	1SNA 103 775 R0000

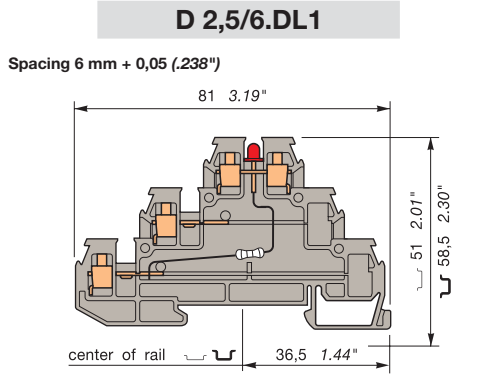
RC65	red - blank	1SNA 103 776 R0100
RC65	blue - blank	1SNA 103 775 R0000

Note : (1) 24 VDC on LED circuit.

Three level sensor terminal blocks without ground connection

Screw clamp

↳ DIN 3



Three level block for sensor with LED indication between lower and upper level (red 24V=)

Colour	Type	Part numbers
Grey	<input type="checkbox"/> D 2,5/6.DL1	1SNA 115 538 R1600

Characteristics

Wire size		NFC DIN	UL	CSA
Screw clamp	Rigid	0,2-2,5 mm ²	20-12 AWG	22-14 AWG
	Flexible	0,22-2,5 mm ²	20-12 AWG	22-14 AWG

Voltage			
Rated	380 V Gr.C	300 V (1)	300 V (1)
Impulse withstand			
Pollution degree			

Current			
Rated	22 A	26 A	20 A

Wire size			
Rated / Gauge	2,5 mm ²	12 AWG	14 AWG
Wire strip. length	Recomm. Screwdriver	Recomm. torque	Protection
6 mm	3,5 mm	0,4-0,6 Nm	IP20
.24"	0.138"	3.5-5.3 lb.in	NEMA 1

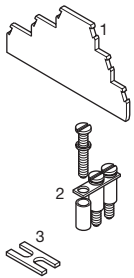
End stop		th. 12 mm	BADH	V2	1SNA 116 900 R2700
End stop		th. 9,1 mm	BAMH	V2	1SNA 114 836 R0000
End stop		th. 9,1 mm	BAMH V0	V0	1SNA 194 836 R0100
Rail		35 x 7,5 x 1	PR3.Z2		1SNA 174 300 R1700
Rail		35 x 15 x 2,3	PR4		1SNA 168 500 R1200
Rail		35 x 15 x 1,5	PR5		1SNA 168 700 R2200

Other end stops, rails and accessories : see section on accessories.

Notes

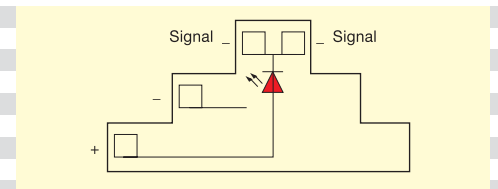
The use of some accessories may decrease the block's voltage rating. For more information, consult us.

Accessories



Type	Part numbers
1 End section	grey FED3E
2 Assembled jumper bar	22 A BJD6
	22 A BJD6
	22 A BJD6
	22 A BJD6
	22 A BJD6
	22 A BJD6
	22 A BJD6
3 Connector plate	22 A EL61

Type	Part numbers
FED3E	th. 3,0 mm 1SNA 116 771 R2000
BJD6	2 poles 1SNA 178 024 R2500
BJD6	3 poles 1SNA 178 025 R2600
BJD6	4 poles 1SNA 178 026 R2700
BJD6	5 poles 1SNA 178 027 R2000
BJD6	10 poles 1SNA 178 032 R2500
BJD6	20 poles 1SNA 178 033 R2600
EL61	1SNA 177 812 R1700



R See section on markers marking method

RC65	red - blank	1SNA 103 776 R0100
RC65	blue - blank	1SNA 103 775 R0000

Note : (1) 24 V DC on LED circuit.

Three level sensor terminal blocks without ground connection

Screw clamp

↳ DIN 3

A
2

⚠ refer to the section "Special Applications" for part numbers and characteristics.

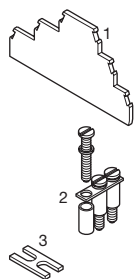
End stop		th. 12 mm	BADH	V2	1SNA 116 900 R2700
End stop		th. 9,1 mm	BAMH	V2	1SNA 114 836 R0000
End stop		th. 9,1 mm	BAMH V0	V0	1SNA 194 836 R0100
Rail		35 x 7,5 x 1	PR3.Z2		1SNA 174 300 R1700
Rail		35 x 15 x 2,3	PR4		1SNA 168 500 R1200
Rail		35 x 15 x 1,5	PR5		1SNA 168 700 R2200

Other end stops, rails and accessories : see section on accessories.

Notes

The use of some accessories may decrease the block's voltage rating. For more information, consult us.

Accessories

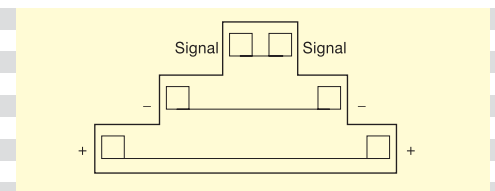


1 End section	grey	FED3E	th. 3,0 mm	1SNA 116 771 R2000
2 Assembled jumper bar	22 A	BJD6	2 poles	1SNA 178 024 R2500
	22 A	BJD6	3 poles	1SNA 178 025 R2600
	22 A	BJD6	4 poles	1SNA 178 026 R2700
	22 A	BJD6	5 poles	1SNA 178 027 R2000
	22 A	BJD6	10 poles	1SNA 178 032 R2500
	22 A	BJD6	20 poles	1SNA 178 033 R2600
3 Connector plate	22 A	EL61		1SNA 177 812 R1700



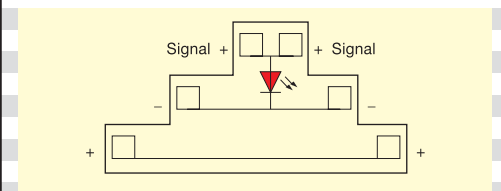
R See section on markers marking method

Type	Part numbers
FED3E	th. 3,0 mm 1SNA 116 771 R2000
BJD6	2 poles 1SNA 178 024 R2500
BJD6	3 poles 1SNA 178 025 R2600
BJD6	4 poles 1SNA 178 026 R2700
BJD6	5 poles 1SNA 178 027 R2000
BJD6	10 poles 1SNA 178 032 R2500
BJD6	20 poles 1SNA 178 033 R2600
EL61	1SNA 177 812 R1700



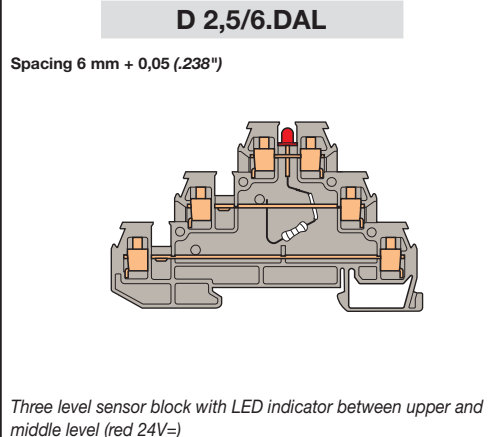
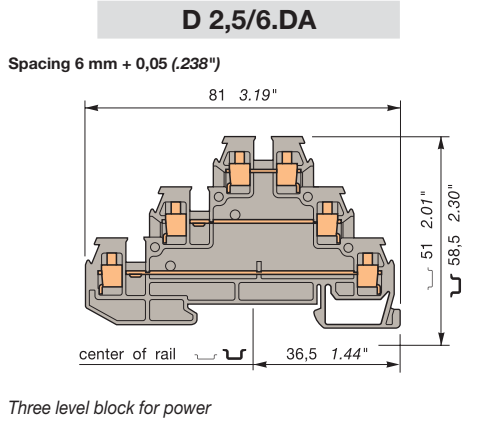
RC65	red - blank	1SNA 103 776 R0100
RC65	blue - blank	1SNA 103 775 R0000

Type	Part numbers
FED3E	th. 3,0 mm 1SNA 116 771 R2000
BJD6	2 poles 1SNA 178 024 R2500
BJD6	3 poles 1SNA 178 025 R2600
BJD6	4 poles 1SNA 178 026 R2700
BJD6	5 poles 1SNA 178 027 R2000
BJD6	10 poles 1SNA 178 032 R2500
BJD6	20 poles 1SNA 178 033 R2600
EL61	1SNA 177 812 R1700



RC65	red - blank	1SNA 103 776 R0100
RC65	blue - blank	1SNA 103 775 R0000

Note : (1) 24 V DC on LED circuit.



Colour	Type	Part numbers
Grey	<input type="checkbox"/> D 2,5/6.DA	1SNA 115 541 R1100
Blue	<input type="checkbox"/> D 2,5/6.DA.N	1SNA 125 541 R1300

Colour	Type	Part numbers
Grey	<input type="checkbox"/> D 2,5/6.DAL	1SNA 115 535 R0300

Characteristics

Wire size	NFC DIN			UL	CSA
	Rigid	0,2-2,5 mm ²	20-12 AWG	22-14 AWG	
Screw clamp	Rigid	0,2-2,5 mm ²	20-12 AWG	22-14 AWG	
	Flexible	0,22-2,5 mm ²	20-12 AWG	22-14 AWG	

Characteristics

Wire size	NFC DIN			UL	CSA
	Rigid	0,2-2,5 mm ²	20-12 AWG	22-14 AWG	
Screw clamp	Rigid	0,2-2,5 mm ²	20-12 AWG	22-14 AWG	
	Flexible	0,22-2,5 mm ²	20-12 AWG	22-14 AWG	

Voltage

Rated	380 V Gr.C	300 V	300 V
-------	------------	-------	-------

Voltage

Rated	380 V Gr.C	300 V (1)	300 V (1)
-------	------------	-----------	-----------

Impulse withstand

Impulse withstand			
-------------------	--	--	--

Impulse withstand

Impulse withstand			
-------------------	--	--	--

Pollution degree

Pollution degree			
------------------	--	--	--

Pollution degree

Pollution degree			
------------------	--	--	--

Current

Rated	22 A	26 A	20 A
-------	------	------	------

Current

Rated	22 A	26 A	20 A
-------	------	------	------

Wire size

Rated / Gauge	2,5 mm ²	12 AWG	14 AWG
Wire strip. length	6 mm	3,5 mm	0,4-0,6 Nm
Recomm. Screwdriver	3,5 mm	0,4-0,6 Nm	IP20
Recomm. torque	0,4-0,6 Nm	3.5-5.3 lb.in	NEMA 1
Protection	IP20	NEMA 1	

Wire size

Rated / Gauge	2,5 mm ²	12 AWG	14 AWG
Wire strip. length	6 mm	3,5 mm	0,4-0,6 Nm
Recomm. Screwdriver	3,5 mm	0,4-0,6 Nm	IP20
Recomm. torque	0,4-0,6 Nm	3.5-5.3 lb.in	NEMA 1
Protection	IP20	NEMA 1	

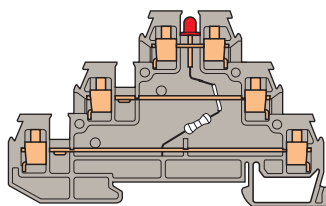
Three level sensor terminal blocks without ground connection

Screw clamp

↳ DIN 3

D 2,5/6.DAL1

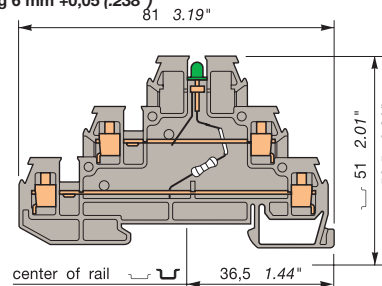
Spacing 6 mm +0,05 (.238")



Three level block with LED indicator between upper and lower level (red 24V=)

D 2,5/6.DAL2

Spacing 6 mm +0,05 (.238")



Three level block with LED indicator between lower levels (green 24V=)



Colour	Type	Part numbers
Grey	□ D 2,5/6.DAL1	1SNA 115 536 R0400

Colour	Type	Part numbers
Grey	□ D 2,5/6.DAL2	1SNA 115 547 R1700

Characteristics

Wire size	NFC DIN			UL		CSA	
	Rated	Impulse withstand	Pollution degree	Rated	Impulse withstand	Rated	Impulse withstand
Screw clamp	Rigid	0,2-2,5 mm ²	20-12 AWG	22-14 AWG	22-14 AWG	22-14 AWG	22-14 AWG
	Flexible	0,22-2,5 mm ²	20-12 AWG	22-14 AWG	22-14 AWG	22-14 AWG	22-14 AWG

Characteristics

Wire size	NFC DIN			UL		CSA	
	Rated	Impulse withstand	Pollution degree	Rated	Impulse withstand	Rated	Impulse withstand
Screw clamp	Rigid	0,2-2,5 mm ²	20-12 AWG	22-14 AWG	22-14 AWG	22-14 AWG	22-14 AWG
	Flexible	0,22-2,5 mm ²	20-12 AWG	22-14 AWG	22-14 AWG	22-14 AWG	22-14 AWG

Voltage			
Rated	380 V Gr.C	300 V (1)	300 V (1)
Impulse withstand			
Pollution degree			
Current			
Rated	22 A	26 A	20 A
Wire size			
Rated / Gauge	2,5 mm ²	12 AWG	14 AWG
Wire strip. length	Recomm. screwdriver	Recomm. torque	Protection
6 mm	3,5 mm	0,4-0,6 Nm	IP20
.24"	.138"	3.5-5.3 lb.in	NEMA 1

Voltage			
Rated	380 V Gr.C	300 V (1)	300 V (1)
Impulse withstand			
Pollution degree			
Current			
Rated	22 A	26 A	20 A
Wire size			
Rated / Gauge	2,5 mm ²	12 AWG	14 AWG
Wire strip. length	Recomm. screwdriver	Recomm. torque	Protection
6 mm	3,5 mm	0,4-0,6 Nm	IP20
.24"	.138"	3.5-5.3 lb.in	NEMA 1

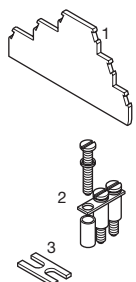
End stop	↳	th. 12 mm	BADH	V2	1SNA 116 900 R2700
End stop	↳	th. 9,1 mm	BAMH	V2	1SNA 114 836 R0000
End stop	↳	th. 9,1 mm	BAMH V0	V0	1SNA 194 836 R0100
Rail	↳	35 x 7,5 x 1	PR3.Z2		1SNA 174 300 R1700
Rail	↳	35 x 15 x 2,3	PR4		1SNA 168 500 R1200
Rail	↳	35 x 15 x 1,5	PR5		1SNA 168 700 R2200

Other end stops, rails and accessories : see section on accessories.

Notes

The use of some accessories may decrease the block's voltage rating. For more information, consult us.

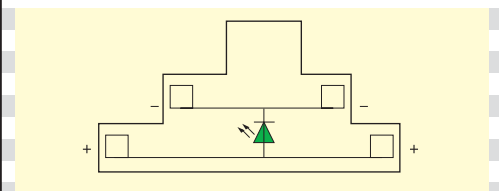
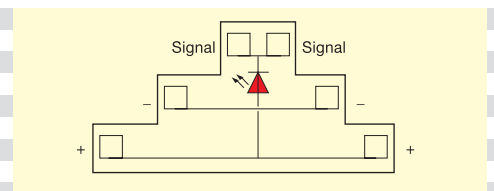
Accessories



Type	Part numbers
1 End section	grey FED3E
2 Assembled jumper bar	22 A BJD6
(without IP20 protection)	22 A BJD6
	22 A BJD6
	22 A BJD6
	22 A BJD6
	22 A BJD6
3 Connector plate	22 A EL61

Type	Part numbers
FED3E	th. 3,0 mm 1SNA 116 771 R2000
BJD6	2 poles 1SNA 178 024 R2500
BJD6	3 poles 1SNA 178 025 R2600
BJD6	4 poles 1SNA 178 026 R2700
BJD6	5 poles 1SNA 178 027 R2000
BJD6	10 poles 1SNA 178 032 R2500
BJD6	20 poles 1SNA 178 033 R2600
EL61	1SNA 177 812 R1700

Type	Part numbers
FED3E	th. 3,0 mm 1SNA 116 771 R2000
BJD6	2 poles 1SNA 178 024 R2500
BJD6	3 poles 1SNA 178 025 R2600
BJD6	4 poles 1SNA 178 026 R2700
BJD6	5 poles 1SNA 178 027 R2000
BJD6	10 poles 1SNA 178 032 R2500
BJD6	20 poles 1SNA 178 033 R2600
EL61	1SNA 177 812 R1700



R See section on markers marking method

RC65	red - blank	1SNA 103 776 R0100
RC65	blue - blank	1SNA 103 775 R0000

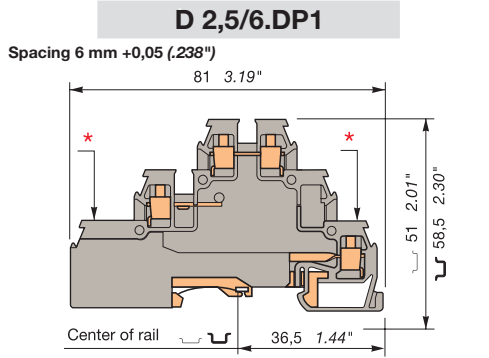
RC65	red - blank	1SNA 103 776 R0100
RC65	blue - blank	1SNA 103 775 R0000

Note : (1) 24 V DC on LED circuit.

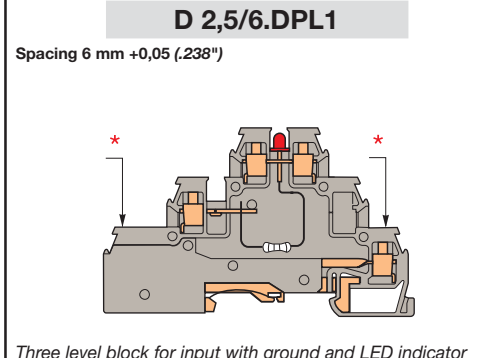
Three level sensor terminal blocks with ground connection

Screw clamp

↳ DIN 3



Three level block for sensor with ground on lower level.
* Green/yellow marking on lower deck



Three level block for input with ground and LED indicator between upper and middle level.
* Green/yellow marking on lower deck

--	--	--	--	--	--

Colour	Type	Part numbers
Grey	D 2,5/6.DP1	1SNA 115 645 R2100

Colour	Type	Part numbers
Grey	D 2,5/6.DPL1	1SNA 115 644 R2000

Characteristics

		NFC	DIN	UL	CSA
Screw clamp	Rigid	0,2-2,5 mm ²	20-12 AWG	22-14 AWG	
	Flexible	0,22-2,5 mm ²	20-12 AWG	22-14 AWG	

Characteristics

		NFC	DIN	UL	CSA
Screw clamp	Rigid	0,2-2,5 mm ²	20-12 AWG	22-14 AWG	
	Flexible	0,22-2,5 mm ²	20-12 AWG	22-14 AWG	

Voltage

Rated	380 V Gr.C	300 V	300 V
-------	------------	-------	-------

Voltage

Rated	380 V Gr.C	300 V (1)	300 V (1)
-------	------------	-----------	-----------

Current

Rated	Short circuit	22 A	300A/1s	26 A	20 A
-------	---------------	------	---------	------	------

Current

Rated	Short circuit	22 A	300A/1s	26 A	20 A
-------	---------------	------	---------	------	------

Wire size

Rated / Gauge	2,5 mm ²	12 AWG	14 AWG
Wire strip. length	6 mm	3,5 mm	0,4-0,6 Nm
Recomm. Screwdriver	.138"	3.5-5.3 lb.in	NEMA 1

Wire size

Rated / Gauge	2,5 mm ²	12 AWG	14 AWG
Wire strip. length	6 mm	3,5 mm	0,4-0,6 Nm
Recomm. Screwdriver	.138"	3.5-5.3 lb.in	NEMA 1

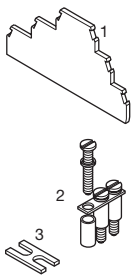
End stop		th. 12 mm	BADH	V2	1SNA 116 900 R2700
End stop		th. 9,1 mm	BAMH	V2	1SNA 114 836 R0000
End stop		th. 9,1 mm	BAMH V0	V0	1SNA 194 836 R0100
Rail		35 x 7,5 x 1	PR3.Z2		1SNA 174 300 R1700
Rail		35 x 15 x 2,3	PR4		1SNA 168 500 R1200
Rail		35 x 15 x 1,5	PR5		1SNA 168 700 R2200

Other end stops, rails and accessories : see section on accessories.

Notes

The use of some accessories may decrease the block's voltage rating. For more information, consult us.

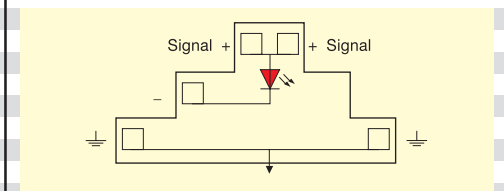
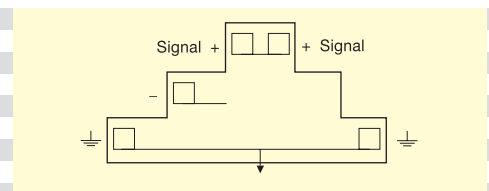
Accessories



1 End section	grey	FED3E	th. 3,0 mm	1SNA 116 771 R2000
2 Assembled jumper bar (without IP20 protection)	22 A	BJD6	2 poles	1SNA 178 024 R2500
	22 A	BJD6	3 poles	1SNA 178 025 R2600
	22 A	BJD6	4 poles	1SNA 178 026 R2700
	22 A	BJD6	5 poles	1SNA 178 027 R2000
	22 A	BJD6	10 poles	1SNA 178 032 R2500
	22 A	BJD6	20 poles	1SNA 178 033 R2600
3 Connector plate	22 A	EL61		1SNA 177 812 R1700

Type	Part numbers
FED3E	th. 3,0 mm 1SNA 116 771 R2000
BJD6	2 poles 1SNA 178 024 R2500
BJD6	3 poles 1SNA 178 025 R2600
BJD6	4 poles 1SNA 178 026 R2700
BJD6	5 poles 1SNA 178 027 R2000
BJD6	10 poles 1SNA 178 032 R2500
BJD6	20 poles 1SNA 178 033 R2600
EL61	1SNA 177 812 R1700

Type	Part numbers
FED3E	th. 3,0 mm 1SNA 116 771 R2000
BJD6	2 poles 1SNA 178 024 R2500
BJD6	3 poles 1SNA 178 025 R2600
BJD6	4 poles 1SNA 178 026 R2700
BJD6	5 poles 1SNA 178 027 R2000
BJD6	10 poles 1SNA 178 032 R2500
BJD6	20 poles 1SNA 178 033 R2600
EL61	1SNA 177 812 R1700



R See section on markers marking method

RC65	red - blank	1SNA 103 776 R0100
RC65	blue - blank	1SNA 103 775 R0000

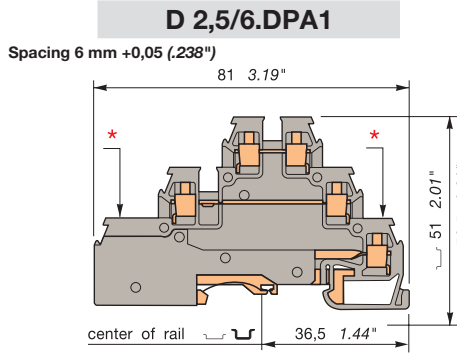
RC65	red - blank	1SNA 103 776 R0100
RC65	blue - blank	1SNA 103 775 R0000

Note : (1) 24 V DC on LED circuit.

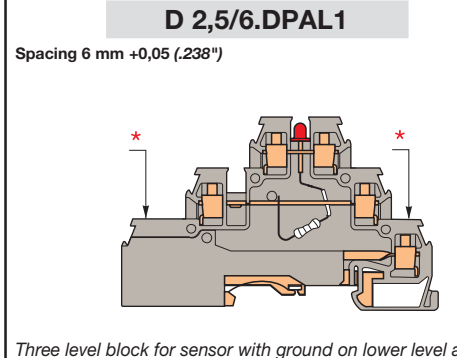
Three level sensor terminal blocks with ground connection

Screw clamp

DIN 3




Three level block for power with ground on lower level.
* Green/yellow marking on lower deck



Three level block for sensor with ground on lower level and LED indicator between upper and middle level (red 24V=)
* Green/yellow marking on lower deck



Colour	Type	Part numbers
Grey	D 2,5/6.DPA1	1SNA 115 643 R2700



Colour	Type	Part numbers
Grey	D 2,5/6.DPAL1	1SNA 115 642 R2600

Characteristics

		Wire size		
		NFC DIN	UL	CSA
Screw clamp	Rigid	0,2-2,5 mm ²	20-12 AWG	22-14 AWG
	Flexible	0,22-2,5 mm ²	20-12 AWG	22-14 AWG

Characteristics

		Wire size		
		NFC DIN	UL	CSA
Screw clamp	Rigid	0,2-2,5 mm ²	20-12 AWG	22-14 AWG
	Flexible	0,22-2,5 mm ²	20-12 AWG	22-14 AWG

Voltage

Rated	380 V Gr.C	300 V	300 V
Impulse withstand			
Pollution degree			

Voltage

Rated	380 V Gr.C	300 V (1)	300 V (1)
Impulse withstand			
Pollution degree			

Current

Rated	Short circuit	22 A	300A/1s	26 A	20 A
-------	---------------	------	---------	------	------

Current

Rated	Short circuit	22 A	300A/1s	26 A	20 A
-------	---------------	------	---------	------	------

Wire size

Rated / Gauge	2,5 mm ²	12 AWG	14 AWG
Wire strip. length	3,5 mm	0,4-0,6 Nm	IP20
	.138"	3.5-5.3 lb.in	NEMA 1

Wire size

Rated / Gauge	2,5 mm ²	12 AWG	14 AWG
Wire strip. length	3,5 mm	0,4-0,6 Nm	IP20
	.138"	3.5-5.3 lb.in	NEMA 1

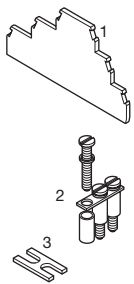
End stop	th. 12 mm	BADH	V2	1SNA 116 900 R2700
End stop	th. 9,1 mm	BAMH	V2	1SNA 114 836 R0000
End stop	th. 9,1 mm	BAMH V0	V0	1SNA 194 836 R0100
Rail	35 x 7,5 x 1	PR3.Z2		1SNA 174 300 R1700
Rail	35 x 15 x 2,3	PR4		1SNA 168 500 R1200
Rail	35 x 15 x 1,5	PR5		1SNA 168 700 R2200

Other end stops, rails and accessories : see section on accessories.

Notes

The use of some accessories may decrease the block's voltage rating. For more information, consult us.

Accessories



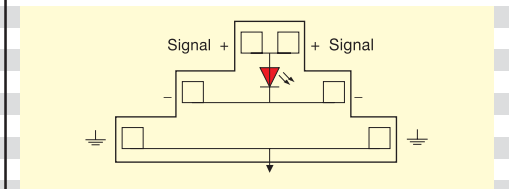
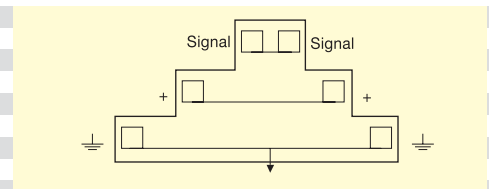
1 End section	grey	FED3E	th. 3,0 mm	1SNA 116 771 R2000
2 Assembled jumper bar (without IP20 protection)	22 A	BJD6	2 poles	1SNA 178 024 R2500
	22 A	BJD6	3 poles	1SNA 178 025 R2600
	22 A	BJD6	4 poles	1SNA 178 026 R2700
	22 A	BJD6	5 poles	1SNA 178 027 R2000
	22 A	BJD6	10 poles	1SNA 178 032 R2500
	22 A	BJD6	20 poles	1SNA 178 033 R2600
3 Connector plate	22 A	EL61		1SNA 177 812 R1700

Type

Type	Part numbers
FED3E	th. 3,0 mm 1SNA 116 771 R2000
BJD6	2 poles 1SNA 178 024 R2500
BJD6	3 poles 1SNA 178 025 R2600
BJD6	4 poles 1SNA 178 026 R2700
BJD6	5 poles 1SNA 178 027 R2000
BJD6	10 poles 1SNA 178 032 R2500
BJD6	20 poles 1SNA 178 033 R2600
EL61	1SNA 177 812 R1700

Type

Type	Part numbers
FED3E	th. 3,0 mm 1SNA 116 771 R2000
BJD6	2 poles 1SNA 178 024 R2500
BJD6	3 poles 1SNA 178 025 R2600
BJD6	4 poles 1SNA 178 026 R2700
BJD6	5 poles 1SNA 178 027 R2000
BJD6	10 poles 1SNA 178 032 R2500
BJD6	20 poles 1SNA 178 033 R2600
EL61	1SNA 177 812 R1700



R See section on markers marking method

RC65	red - blank	1SNA 103 776 R0100
RC65	blue - blank	1SNA 103 775 R0000


RC65	red - blank	1SNA 103 776 R0100
RC65	blue - blank	1SNA 103 775 R0000

Note : (1) 24 V DC on LED circuit.

Terminal blocks for distribution boxes double-deck + protection

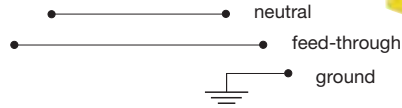
Screw clamp

DIN 3



D 4/6.NLP

3 circuits



End stop	th. 12 mm	BADH	V2	1SNA 116 900 R2700
End stop	th. 9,1 mm	BAMH	V2	1SNA 114 836 R0000
End stop	th. 9,1 mm	BAMH V0	V0	1SNA 194 836 R0100
Rail	35 x 7,5 x 1	PR3.Z2		1SNA 174 300 R1700
Rail	35 x 15 x 2,3	PR4		1SNA 168 500 R1200
Rail	35 x 15 x 1,5	PR5		1SNA 168 700 R2200

Other end stops, rails and accessories : see section on accessories.

Notes

According to DIN 43880 standards (dimension above the rail $35 \times 7,5 \leq 44 \text{ mm}$).

The Screw clamp terminal blocks, wire size from 2,5 mm² (spacing 5 mm) to 16 mm² (spacing 12 mm) also comply with these standards.

The use of some accessories may decrease the block's voltage rating. For more information, consult us.

* Blue marking on "neutral" circuit.

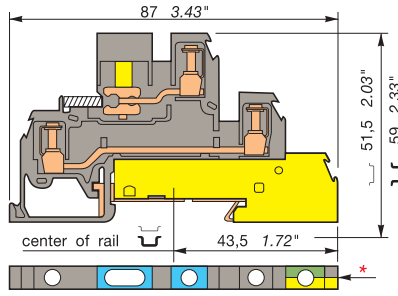
Yellow/green marking on "ground" circuit.

Accessories

1	End section	grey
2	Separator end section	
3	Circuit separator	white
4	Test socket	
5	Test plug	
6	Assembled jumper bar	32 A
	(without IP20 protection)	32 A
		32 A
		32 A
		32 A
		32 A
		32 A
		32 A
7	IDC jumper	24 A
8	Busbar	
9	Clamp for busbar	
R	See section on markers marking method	

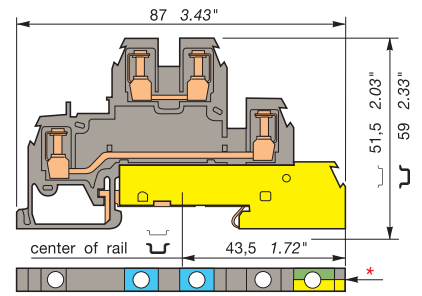
D 4/6.NTLP

Spacing 6 mm +0,05 (.238")



D 4/6.NLP

Spacing 6 mm +0,05 (.238")



Colour	Type	Part number	Colour	Type	Part number
Grey	□ D 4/6.NTLP	1SNA 110 439 R2200	Grey	□ D 4/6.NLP	1SNA 110 440 R0700

Characteristics				Characteristics			
Wire size	IEC		UL/CSA	Wire size	IEC		UL/CSA
	NFC	DIN			NFC	DIN	
Screw clamp	Rigid	0,2-4 mm ²	18-12 AWG	Screw clamp	Rigid	0,2-4 mm ²	18-12 AWG
	Flexible		18-12 AWG		Flexible		18-12 AWG
Ground bar	10 x 3 mm						
Voltage				Voltage			
Rated	320 V(1)/400 V(2)		300 V	Rated	400 V		300 V
Impulse withstand	4 kV(1)/6 kV(2)			Impulse withstand	6 kV		
Pollution degree	3			Pollution degree	3		
Current				Current			
Rated	Short circuit	30 A	480 A/1s.	20 A	Rated	Short circuit	30 A
							480 A/1s.
							20 A
Wire size				Wire size			
Rated / Gauge	4 mm ² / A4		12 AWG	Rated / Gauge	4 mm ² / A4		12 AWG
Wire strip. length	Recomm. screwdriver	Recomm. torque	Protection	Wire strip. length	Recomm. screwdriver	Recomm. torque	Protection
9,5 mm	4 mm	0,4-0,8 Nm	IP 20	9,5 mm	4 mm	0,4-0,8 Nm	IP 20
.37"	.16"	3.5-7 lb.in	NEMA 1	.37"	.16"	3.5-7 lb.in	NEMA 1

Type	Part numbers			Type	Part numbers		
FED6	th. 1 mm	1SNA 116 964 R1200		FED6	th. 1 mm	1SNA 116 964 R1200	
SCFD	th. 1,5 mm	1SNA 114 117 R0700		SCFD	th. 1,5 mm	1SNA 114 117 R0700	
SCD		1SNA 103 189 R2600		SCD		1SNA 103 189 R2600	
AL2 (4)	DIA. 2 mm	1SNA 167 319 R0600		AL2 (4)	DIA. 2 mm	1SNA 167 319 R0600	
FC2 (3)	DIA. 2 mm	1SNA 007 865 R2600		FC2 (3)	DIA. 2 mm	1SNA 007 865 R2600	
BJM62 (4)	2 poles	1SNA 173 217 R2600		BJM62 (4)	2 poles	1SNA 173 217 R2600	
BJM62 (4)	3 poles	1SNA 173 218 R0700		BJM62 (4)	3 poles	1SNA 173 218 R0700	
BJM62 (4)	4 poles	1SNA 173 219 R0000		BJM62 (4)	4 poles	1SNA 173 219 R0000	
BJM62 (4)	5 poles	1SNA 173 221 R2200		BJM62 (4)	5 poles	1SNA 173 221 R2200	
BJM62 (4)	6 poles	1SNA 174 112 R1600		BJM62 (4)	6 poles	1SNA 174 112 R1600	
BJM62 (4)	7 poles	1SNA 174 113 R1700		BJM62 (4)	7 poles	1SNA 174 113 R1700	
BJM62 (4)	8 poles	1SNA 174 114 R1000		BJM62 (4)	8 poles	1SNA 174 114 R1000	
BJM62 (4)	9 poles	1SNA 174 115 R1100		BJM62 (4)	9 poles	1SNA 174 115 R1100	
BJM62 (4)	10 poles	1SNA 173 226 R2700		BJM62 (4)	10 poles	1SNA 173 226 R2700	
AD2,5	V2	1SNA 114 205 R2000		AD2,5	V2	1SNA 114 205 R2000	
BO3	10 x 3 mm	1SNA 164 406 R2400					
SFB1	0,5 to 35 mm ²	1SNA 163 860 R0500					
SFB2	16 to 35 mm ²	1SNA 168 956 R0600					

For disconnect device :

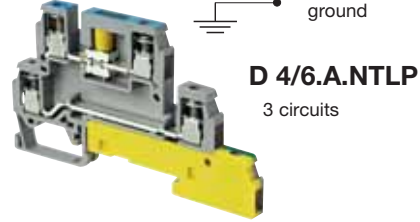
Recomm. screwdriver	Recomm. torque
4 mm	0,4-0,6 Nm
.16"	3.5-5.3 lb.in

RC65
Note : (1) Between "feed-through" and "neutral" circuits. (2) Between 2 "feed-through" circuits (side by side). (3) For block equipped with AL2. (4) A circuit separator SC may be required with the use of these accessories.

Terminal blocks for distribution boxes double-deck + protection

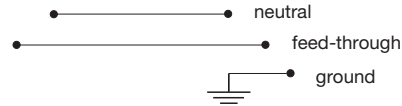
Screw clamp

DIN 3



D 4/6.A.NLP

3 circuits



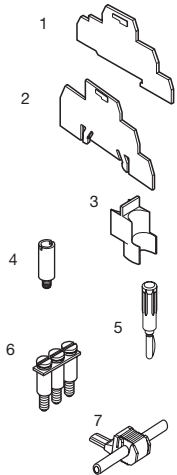
End stop	th. 12 mm	BADH	V2	1SNA 116 900 R2700
End stop	th. 9,1 mm	BAMH	V2	1SNA 114 836 R0000
End stop	th. 9,1 mm	BAMH V0	V0	1SNA 194 836 R0100
Rail	35 x 7,5 x 1	PR3,Z2		1SNA 174 300 R1700
Rail	35 x 15 x 2,3	PR4		1SNA 168 500 R1200
Rail	35 x 15 x 1,5	PR5		1SNA 168 700 R2200

Other end stops, rails and accessories : see section on accessories.

Notes

Mainly suitable for medical equipment purposes. According to DIN 43880 standards (dimension above the rail 35 x 7,5 ≤ 44 mm). The Screw clamp terminal blocks, wire size from 2,5 mm² (spacing 5 mm) to 16 mm² (spacing 12 mm) also comply with these standards. The use of some accessories may decrease the block's voltage rating. For more information, consult us.
 * Blue marking on "neutral" circuit.
 Yellow/green marking on "ground" circuit.

Accessories



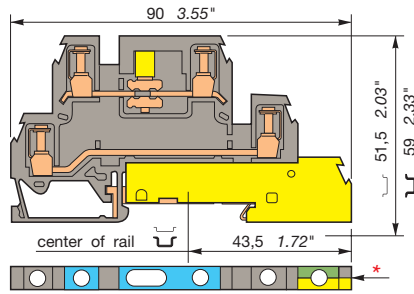
1	End section	grey
2	Separator end section	
3	Circuit separator	white
4	Test socket	
5	Test plug	
6	Assembled jumper bar	32 A
	jumper bar (without IP20 protection)	32 A
		32 A
		32 A
		32 A
		32 A
		32 A
		32 A
7	IDC jumper	24 A



R See section on markers marking method

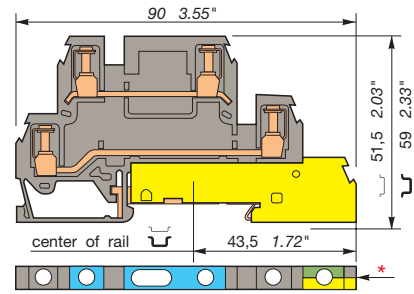
D 4/6.A.N.TLP

Spacing 6 mm +0,05 (.238")



D 4/6.A.NLP

Spacing 6 mm +0,05 (.238")




Colour	Type	Part number
1 circuit : "disconnect neutral"		
1 circuit : "feed-through"		
1 circuit : "ground" connected to the rail		
Grey	<input type="checkbox"/> D 4/6.A.N.TLP	1SNA 110 415 R1200

Characteristics		
Wire size	IEC	UL/CSA
	NFC DIN	
Screw clamp	Rigid	0,2-4 mm ²
	Flexible	0,2-4 mm ²
		18-12 AWG

Voltage		
Rated	320 V(1)/400 V(2)	300 V
Impulse withstand	4 kV(1)/6 kV(2)	
Pollution degree	3	

Current		
Rated	Short circuit	30 A
		480 A/1s.
		20 A

Wire size			
Rated / Gauge	4 mm ² / A4		12 AWG
Wire strip. length	Recomm. screwdriver	Recomm. torque	Protection
9,5 mm	4 mm	0,4-0,8 Nm	IP 20
.37"	.16"	3.5-7 lb.in	NEMA 1



Colour	Type	Part number
1 circuit : "neutral"		
1 circuit : "feed-through"		
1 circuit : "ground" connected to the rail		
Grey	<input type="checkbox"/> D 4/6.A.NLP	1SNA 110 417 R1400

Characteristics		
Wire size	IEC	UL/CSA
	NFC DIN	
Screw clamp	Rigid	0,2-4 mm ²
	Flexible	0,2-4 mm ²
		18-12 AWG

Voltage		
Rated	400 V	300 V
Impulse withstand	6 kV	
Pollution degree	3	

Current		
Rated	Short circuit	30 A
		480 A/1s.
		20 A

Wire size			
Rated / Gauge	4 mm ² / A4		12 AWG
Wire strip. length	Recomm. screwdriver	Recomm. torque	Protection
9,5 mm	4 mm	0,4-0,8 Nm	IP 20
.37"	.16"	3.5-7 lb.in	NEMA 1

Type	Part numbers		
FED6	th. 1 mm	1SNA 116 964 R1200	
SCFD	th. 1,5 mm	1SNA 114 117 R0700	
SCD		1SNA 103 189 R2600	
AL2 (4)	DIA. 2 mm	1SNA 167 319 R0600	
FC2 (3)	DIA. 2 mm	1SNA 007 865 R2600	
BJM62 (4)	2 poles	1SNA 173 217 R2600	
BJM62 (4)	3 poles	1SNA 173 218 R0700	
BJM62 (4)	4 poles	1SNA 173 219 R0000	
BJM62 (4)	5 poles	1SNA 173 221 R2200	
BJM62 (4)	6 poles	1SNA 174 112 R1600	
BJM62 (4)	7 poles	1SNA 174 113 R1700	
BJM62 (4)	8 poles	1SNA 174 114 R1000	
BJM62 (4)	9 poles	1SNA 174 115 R1100	
BJM62 (4)	10 poles	1SNA 173 226 R2700	
AD2,5		1SNA 114 205 R2000	

Type	Part numbers		
FED6	th. 1 mm	1SNA 116 964 R1200	
SCFD	th. 1,5 mm	1SNA 114 117 R0700	
SCD		1SNA 103 189 R2600	
AL2 (4)	DIA. 2 mm	1SNA 167 319 R0600	
FC2 (3)	DIA. 2 mm	1SNA 007 865 R2600	
BJM62 (4)	2 poles	1SNA 173 217 R2600	
BJM62 (4)	3 poles	1SNA 173 218 R0700	
BJM62 (4)	4 poles	1SNA 173 219 R0000	
BJM62 (4)	5 poles	1SNA 173 221 R2200	
BJM62 (4)	6 poles	1SNA 174 112 R1600	
BJM62 (4)	7 poles	1SNA 174 113 R1700	
BJM62 (4)	8 poles	1SNA 174 114 R1000	
BJM62 (4)	9 poles	1SNA 174 115 R1100	
BJM62 (4)	10 poles	1SNA 173 226 R2700	
AD2,5		1SNA 114 205 R2000	

For disconnect device :

Recomm. screwdriver	Recomm. torque
4 mm	0,4-0,6 Nm
.16"	3.5-5.3 lb.in

RC65

RC65

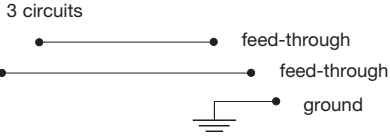
Note : (1) Between "neutral" and "feed-through" circuits. (2) Between 2 "feed-through" circuits (side by side). (3) For block equipped with AL2. (4) A circuit separator SC may be required with the use of these accessories.

Terminal blocks for distribution boxes double-deck + protection

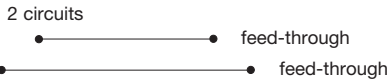
Screw clamp

DIN 3

D 4/6.A.LLP



D 4/6.A.LL



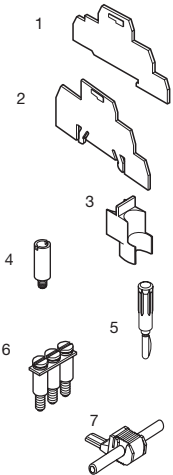
End stop	th. 12 mm	BADH	V2	1SNA 116 900 R2700
End stop	th. 9,1 mm	BAMH	V2	1SNA 114 836 R0000
End stop	th. 9,1 mm	BAMH V0	V0	1SNA 194 836 R0100
Rail	35 x 7,5 x 1	PR3.Z2		1SNA 174 300 R1700
Rail	35 x 15 x 2,3	PR4		1SNA 168 500 R1200
Rail	35 x 15 x 1,5	PR5		1SNA 168 700 R2200

Other end stops, rails and accessories : see section on accessories.

Notes

Mainly suitable for medical equipment purposes. According to DIN 43880 standards (dimension above the rail 35 x 7,5 ≤ 44 mm). The Screw clamp terminal blocks, wire size from 2,5 mm² (spacing 5 mm) to 16 mm² (spacing 12 mm) also comply with these standards. The use of some accessories may decrease the block's voltage rating. For more information, consult us. * Yellow/green marking on "ground" circuit.

Accessories



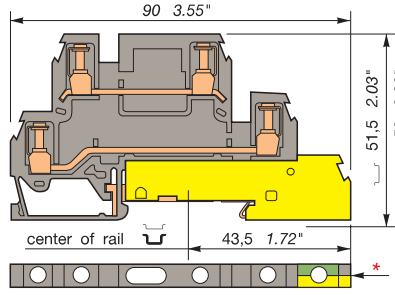
1	End section	grey
2	Separator end section	
3	Circuit separator	white
4	Test socket	
5	Test plug	
6	Assembled jumper bar	32 A
	jumper bar	32 A
	(without IP20 protection)	32 A
		32 A
		32 A
		32 A
		32 A
		32 A
7	IDC jumper	24 A



R See section on markers marking method

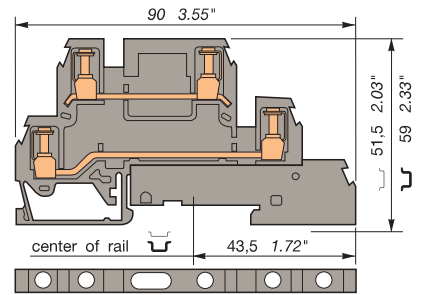
D 4/6.A.LLP

Spacing 6 mm +0,05 (.238")



D 4/6.A.LL

Spacing 6 mm +0,05 (.238")



Colour	Type	Part number
--------	------	-------------

2 circuits : "feed-through"		
1 circuit : "ground" connected to the rail		
Grey	<input type="checkbox"/> D 4/6.A.LLP	1SNA 110 418 R2500

Colour	Type	Part number
--------	------	-------------

2 circuits : "feed-through"		
Grey	<input type="checkbox"/> D 4/6.A.LL	1SNA 110 419 R2600

Characteristics

Wire size	IEC		UL/CSA
	NFC	DIN	
Screw clamp Rigid	0,2-4 mm ²		18-12 AWG
Flexible	0,2-4 mm ²		18-12 AWG

Characteristics

Wire size	IEC		UL/CSA
	NFC	DIN	
Screw clamp Rigid	0,2-4 mm ²		18-12 AWG
Flexible	0,2-4 mm ²		18-12 AWG

Voltage			
Rated	400 V		300 V
Impulse withstand	6 kV		
Pollution degree	3		

Voltage			
Rated	400 V		300 V
Impulse withstand	6 kV		
Pollution degree	3		

Current			
Rated	Short circuit	30 A	480 A/1s.
		20 A	

Current			
Rated	30 A		20 A

Wire size			
Rated / Gauge	4 mm ² / A4		12 AWG
Wire strip. length	Recomm. screwdriver	Recomm. torque	Protection
9,5 mm	4 mm	0,4-0,8 Nm	IP 20
.37"	.16"	3.5-7 lb.in	NEMA 1

Wire size			
Rated / Gauge	4 mm ² / A4		12 AWG
Wire strip. length	Recomm. screwdriver	Recomm. torque	Protection
9,5 mm	4 mm	0,4-0,8 Nm	IP 20
.37"	.16"	3.5-7 lb.in	NEMA 1

Type	Part numbers		
FEDA6	th. 1 mm	1SNA 116 965 R1300	
SCFD	th. 1,5 mm	1SNA 114 117 R0700	
SCD		1SNA 103 189 R2600	
AL2 (4)	DIA. 2 mm	1SNA 167 319 R0600	
FC2 (3)	DIA. 2 mm	1SNA 007 865 R2600	
BJM62 (4)	2 poles	1SNA 173 217 R2600	
BJM62 (4)	3 poles	1SNA 173 218 R0700	
BJM62 (4)	4 poles	1SNA 173 219 R0000	
BJM62 (4)	5 poles	1SNA 173 221 R2200	
BJM62 (4)	6 poles	1SNA 174 112 R1600	
BJM62 (4)	7 poles	1SNA 174 113 R1700	
BJM62 (4)	8 poles	1SNA 174 114 R1000	
BJM62 (4)	9 poles	1SNA 174 115 R1100	
BJM62 (4)	10 poles	1SNA 173 226 R2700	
AD2,5		1SNA 114 205 R2000	

Type	Part numbers		
FEDA6	th. 1 mm	1SNA 116 965 R1300	
SCFD	th. 1,5 mm	1SNA 114 117 R0700	
SCD		1SNA 103 189 R2600	
AL2 (4)	DIA. 2 mm	1SNA 167 319 R0600	
FC2 (3)	DIA. 2 mm	1SNA 007 865 R2600	
BJM62 (4)	2 poles	1SNA 173 217 R2600	
BJM62 (4)	3 poles	1SNA 173 218 R0700	
BJM62 (4)	4 poles	1SNA 173 219 R0000	
BJM62 (4)	5 poles	1SNA 173 221 R2200	
BJM62 (4)	6 poles	1SNA 174 112 R1600	
BJM62 (4)	7 poles	1SNA 174 113 R1700	
BJM62 (4)	8 poles	1SNA 174 114 R1000	
BJM62 (4)	9 poles	1SNA 174 115 R1100	
BJM62 (4)	10 poles	1SNA 173 226 R2700	
AD2,5		1SNA 114 205 R2000	

RC65


RC65

Note : (1) For block equipped with AL2.
(2) A circuit separator SC may be required with the use of these accessories.

Terminal blocks for distribution boxes double-deck + protection

Screw clamp

DIN 3



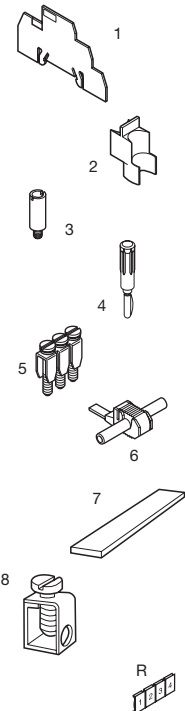
End stop	th. 9 mm	BADL	V0	1SNA 399 903 R0200
End stop	th. 10 mm	BAM2	V2	1SNA 206 351 R1600
End stop	th. 10 mm	BAM2 V0	V0	1SNA 296 351 R0000
Rail	35 x 7,5 x 1	PR3.Z2		1SNA 174 300 R1700
Rail	35 x 15 x 2,3	PR4		1SNA 168 500 R1200
Rail	35 x 15 x 1,5	PR5		1SNA 168 700 R2200

Other end stops, rails and accessories : see section on accessories.

Notes

Complies with DIN 43880 standard (height above the mounting rail 35 x 7,5 ≤ 44 mm 1.73").
 The Screw clamp terminal blocks, wire size 2,5 mm² (spacing 5 mm) to 16 mm² (spacing 12 mm) also comply with this standard.
 The use of some accessories may decrease the block's voltage rating. For more information, consult us.

Accessories

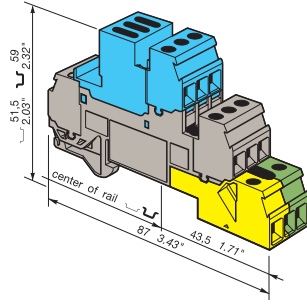


1	Separator end section	grey
2	Circuit separator	white
3	Test socket	
4	Test plug	
5	Assembled jumper bar	32 A
		32 A
		32 A
		32 A
		32 A
		32 A
		32 A
		32 A
6	IDC jumper	24 A
7	Busbar	
8	Screw clamp for busbar	

R See section on markers marking method

D 4/6.LNTP1

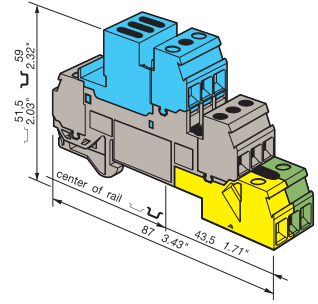
Spacing 17,8 mm + 0,2 (.700" + .008")



Closed terminal block

D 4/6.LNTP3

Spacing 17,8 mm + 0,2 (.700" + .008")



Closed terminal block

Colour	Type	Part number
3 circuits : "disconnect neutral" with busbar connection 3 circuits : "feed-through" 3 circuits : "ground" connected to the rail Blue, grey and green-yellow		D 4/6.LNTP1 1SNA 110 264 R0200

Characteristics				
Wire size	IEC DIN		UL	CSA
	Screw clamp	Rigid	0,2-4 mm ²	18-12 AWG
	Flexible	0,2-4 mm ²	18-12 AWG	18-12 AWG

Voltage				
Rated	320V(1)/400V(2)	300 V	300 V	
Impulse withstand	4kV(1)/6kV(2)			
Pollution degree	3			
Current				
Rated	Short circuit	30 A	480A/1s	20 A
				20 A
Wire size				
Rated / Gauge	4 mm ² /A4	12 AWG	12 AWG	
Wire strip length	Recomm. screwdriver	Recomm. torque	Protection	
9,5 mm	4 mm	0,5-0,8 Nm	IP20	
.37"	.16"	4,4-7,1 lb.in	NEMA 1	

Colour	Type	Part number
1 circuit : "disconnect neutral" with busbar connection 3 circuits : "feed-through" 1 circuit : "ground" connected to the rail Blue, grey and green-yellow		D 4/6.LNTP3 1SNA 110 269 R1700

Characteristics				
Wire size	IEC DIN		UL	CSA
	Screw clamp	Rigid	0,2-4 mm ²	18-12 AWG
	Flexible	0,2-4 mm ²	18-12 AWG	18-12 AWG

Voltage				
Rated	320V(1)/400V(2)	300 V	300 V	
Impulse withstand	4kV(1)/6kV(2)			
Pollution degree	3			
Current				
Rated	Short circuit	30 A	480A/1s	20 A
				20 A
Wire size				
Rated / Gauge	4 mm ² /A4	12 AWG	12 AWG	
Wire strip length	Recomm. screwdriver	Recomm. torque	Protection	
9,5 mm	4 mm	0,5-0,8 Nm	IP20	
.37"	.16"	4,4-7,1 lb.in	NEMA 1	

Type	Part numbers		
SCFD	th. 1,5 mm	1SNA 114 117 R0700	
SCD		1SNA 103 189 R2600	
AL2 (4)	DIA. 2 mm	1SNA 167 319 R0600	
FC2 (3)	DIA. 2 mm	1SNA 007 865 R2600	
BJM62 (4)	2 poles	1SNA 173 217 R2600	
BJM62 (4)	3 poles	1SNA 173 218 R0700	
BJM62 (4)	4 poles	1SNA 173 219 R0000	
BJM62 (4)	5 poles	1SNA 173 221 R2200	
BJM62 (4)	6 poles	1SNA 174 112 R1600	
BJM62 (4)	7 poles	1SNA 174 113 R1700	
BJM62 (4)	8 poles	1SNA 174 114 R1000	
BJM62 (4)	9 poles	1SNA 174 115 R1100	
BJM62 (4)	10 poles	1SNA 173 226 R2700	
AD2,5		1SNA 114 205 R2000	
BO3	1000 x 10 x 3 mm	1SNA 164 406 R2400	
SFB1	0,5 to 35 mm ²	1SNA 163 860 R0500	
SFB2	16 to 35 mm ²	1SNA 168 956 R0600	

Type	Part numbers		
SCFD	th. 1,5 mm	1SNA 114 117 R0700	
SCD		1SNA 103 189 R2600	
AL2 (4)	DIA. 2 mm	1SNA 167 319 R0600	
FC2 (3)	DIA. 2 mm	1SNA 007 865 R2600	
BJM62 (4)	2 poles	1SNA 173 217 R2600	
BJM62 (4)	3 poles	1SNA 173 218 R0700	
BJM62 (4)	4 poles	1SNA 173 219 R0000	
BJM62 (4)	5 poles	1SNA 173 221 R2200	
BJM62 (4)	6 poles	1SNA 174 112 R1600	
BJM62 (4)	7 poles	1SNA 174 113 R1700	
BJM62 (4)	8 poles	1SNA 174 114 R1000	
BJM62 (4)	9 poles	1SNA 174 115 R1100	
BJM62 (4)	10 poles	1SNA 173 226 R2700	
AD2,5		1SNA 114 205 R2000	
BO3	1000 x 10 x 3 mm	1SNA 164 406 R2400	
SFB1	0,5 to 35 mm ²	1SNA 163 860 R0500	
SFB2	16 to 35 mm ²	1SNA 168 956 R0600	

For disconnect device :

Recomm. screwdriver	Recomm. torque
4 mm	0,4-0,6 Nm
.16"	3,5-5,3 lb.in

For disconnect device :

Recomm. screwdriver	Recomm. torque
4 mm	0,4-0,6 Nm
.16"	3,5-5,3 lb.in


RC65

Note : (1) Between "feed-through" and neutral circuits. (2) Between 2 "feed-through" circuits (side by side).
 (3) For block equipped with AL2. (4) A circuit separator SC may be required with the use of these accessories.

Terminal blocks for distribution boxes double-deck + protection

Screw clamp

DIN 3



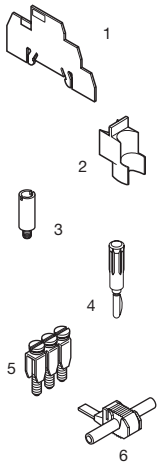
End stop	th. 9 mm	BADL	V0	1SNA 399 903 R0200
End stop	th. 10 mm	BAM2	V2	1SNA 206 351 R1600
End stop	th. 10 mm	BAM2 V0	V0	1SNA 296 351 R0000
Rail	35 x 7,5 x 1	PR3.Z2		1SNA 174 300 R1700
Rail	35 x 15 x 2,3	PR4		1SNA 168 500 R1200
Rail	35 x 15 x 1,5	PR5		1SNA 168 700 R2200

Other end stops, rails and accessories : see section on accessories.

Notes

Complies with DIN 43880 standard (height above the mounting rail 35 x 7,5 ≤ 44 mm 1.73").
 The Screw clamp terminal blocks, wire size 2,5 mm² (spacing 5 mm) to 16 mm² (spacing 12 mm) also comply with this standard.
 The use of some accessories may decrease the block's voltage rating. For more information, consult us.

Accessories



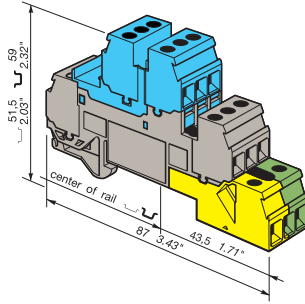
1	Separator end section	grey
2	Circuit separator	white
3	Test socket	
4	Test plug	
5	Assembled jumper bar	32 A
	(without IP20 protection)	32 A
		32 A
		32 A
		32 A
		32 A
		32 A
6	IDC jumper	24 A



R See section on markers marking method

D 4/6.LNTP2

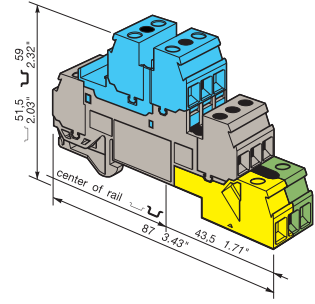
Spacing 17,8 mm + 0,2 (.700" + .008")



Closed terminal block

D 4/6.LNTP8

Spacing 17,8 mm + 0,2 (.700" + .008")



Closed terminal block



Colour	Type	Part number	Colour	Type	Part number
3 circuits : "neutral"			1 circuit : "neutral"		
3 circuits : "feed-through"			3 circuits : "feed-through"		
3 circuits : "ground" connected to the rail			1 circuit : "ground" connected to the rail		
Blue, grey and green-yellow			Blue, grey and green-yellow		
	D 4/6.LNTP2	1SNA 110 327 R2100		D 4/6.LNTP8	1SNA 110 333 R2700

Characteristics

Wire size	IEC		UL	CSA
	NFC	DIN		
Screw clamp	Rigid	0,2-4 mm ²	18-12 AWG	18-12 AWG
	Flexible	0,2-4 mm ²	18-12 AWG	18-12 AWG

Voltage

Rated	400 V	300 V	300 V
Impulse withstand	6 kV		
Pollution degree	3		

Current

Rated	Short circuit	30 A	480A/1s	20 A	20 A
-------	---------------	------	---------	------	------

Wire size

Rated / Gauge	4 mm ² /A4	12 AWG	12 AWG
Wire strip length	4 mm	Recomm. torque	Protection
9,5 mm	4 mm	0,5-0,8 Nm	IP20
.37"	.16"	4.4-7.1 lb.in	NEMA 1

Characteristics

Wire size	IEC		UL/CSA
	NFC	DIN	
Screw clamp	Rigid	0,2-4 mm ²	18-12 AWG
	Flexible	0,2-4 mm ²	18-12 AWG

Voltage

Rated	400 V	300 V
Impulse withstand	6 kV	
Pollution degree	3	

Current

Rated	Short circuit	30 A	480 A/1s.	20 A
-------	---------------	------	-----------	------

Wire size

Rated / Gauge	4 mm ² / A4	12 AWG	
Wire strip length	Recomm. screwdriver	Recomm. torque	Protection
9,5 mm	4 mm	0,4-0,8 Nm	IP20
.37"	.16"	3.5-7 lb.in	NEMA 1

Type	Part numbers	Type	Part numbers
SCFD	th. 1,5 mm 1SNA 114 117 R0700	SCFD	th. 1,5 mm 1SNA 114 117 R0700
SCD	1SNA 103 189 R2600	SCD	1SNA 103 189 R2600
AL2 (2)	DIA. 2 mm 1SNA 167 319 R0600	AL2 (2)	DIA. 2 mm 1SNA 167 319 R0600
FC2 (1)	DIA. 2 mm 1SNA 007 865 R2600	FC2 (1)	DIA. 2 mm 1SNA 007 865 R2600
BJM62 (2)	2 poles 1SNA 173 217 R2600	BJM62 (2)	2 poles 1SNA 173 217 R2600
BJM62 (2)	3 poles 1SNA 173 218 R0700	BJM62 (2)	3 poles 1SNA 173 218 R0700
BJM62 (2)	4 poles 1SNA 173 219 R0000	BJM62 (2)	4 poles 1SNA 173 219 R0000
BJM62 (2)	5 poles 1SNA 173 221 R2200	BJM62 (2)	5 poles 1SNA 173 221 R2200
BJM62 (2)	6 poles 1SNA 174 112 R1600	BJM62 (2)	6 poles 1SNA 174 112 R1600
BJM62 (2)	7 poles 1SNA 174 113 R1700	BJM62 (2)	7 poles 1SNA 174 113 R1700
BJM62 (2)	8 poles 1SNA 174 114 R1000	BJM62 (2)	8 poles 1SNA 174 114 R1000
BJM62 (2)	9 poles 1SNA 174 115 R1100	BJM62 (2)	9 poles 1SNA 174 115 R1100
BJM62 (2)	10 poles 1SNA 173 226 R2700	BJM62 (2)	10 poles 1SNA 173 226 R2700
AD2,5	1SNA 114 205 R2000	AD2,5	1SNA 114 205 R2000

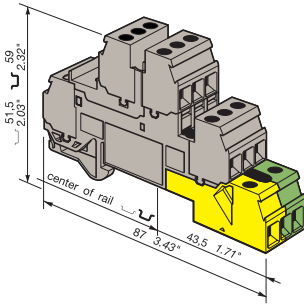
RC65

RC65

Note : (1) For block equipped with AL2.
 (2) A circuit separator SC may be required with the use of these accessories.

D 4/6.LNTP4

Spacing 17,8 mm + 0,2 (.700" + .008")



Closed terminal block



Colour	Type	Part number
6 circuits : "feed-through" 3 circuits "ground" connected to the rail		
Grey and green-yellow		D 4/6.LNTP4 1SNA 110 328 R2000

Characteristics

Wire size	Wire size		
	IEC NFC DIN	UL	CSA
Screw clamp	Rigid 0,2-4 mm ² Flexible 0,2-4 mm ²	18-12 AWG	18-12 AWG

Voltage			
Rated	400 V	300 V	300 V
Impulse withstand	6 kV		
Pollution degree	3		

Current			
Rated	Short circuit	30 A	480A/1s
		20 A	20 A

Wire size			
Rated / Gauge	4 mm ² /A4		12 AWG
Wire strip. length	Recomm. screwdriver	Recomm. torque	Protection
9,5 mm	4 mm	0,5-0,8 Nm	IP20
.37"	.16"	4.4-7.1 lb.in	NEMA 1

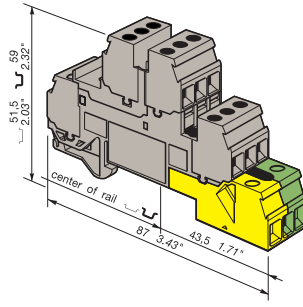
Type	Part numbers	
SCFD	th. 1,5 mm	1SNA 114 117 R0700
SCD		1SNA 103 189 R2600
AL2 (2)	DIA. 2 mm	1SNA 167 319 R0600
FC2 (1)	DIA. 2 mm	1SNA 007 865 R2600
BJM62 (2)	2 poles	1SNA 173 217 R2600
BJM62 (2)	3 poles	1SNA 173 218 R0700
BJM62 (2)	4 poles	1SNA 173 219 R0000
BJM62 (2)	5 poles	1SNA 173 221 R2200
BJM62 (2)	6 poles	1SNA 174 112 R1600
BJM62 (2)	7 poles	1SNA 174 113 R1700
BJM62 (2)	8 poles	1SNA 174 114 R1000
BJM62 (2)	9 poles	1SNA 174 115 R1100
BJM62 (2)	10 poles	1SNA 173 226 R2700
AD2,5		1SNA 114 205 R2000

RC65

Note : (1) For block equipped with AL2.
(2) A circuit separator **SC** may be required with the use of these accessories.

D 4/6.LNTP7

Spacing 17,8 mm + 0,2 (.700" + .008")



Closed terminal block



Colour	Type	Part number
6 circuits : "feed-through" 1 circuit "ground" connected to the rail		
Grey and green-yellow		D 4/6.LNTP7 1SNA 110 332 R2600

Characteristics

Wire size	Wire size	
	IEC NFC DIN	UL/CSA
Screw clamp	Rigid 0,2-4 mm ² Flexible 0,2-4 mm ²	18-12 AWG

Voltage		
Rated	400 V	300 V
Impulse withstand	6 kV	
Pollution degree	3	

Current		
Rated	Short circuit	30 A
		480 A/1s
		20 A

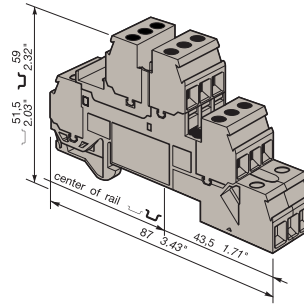
Wire size			
Rated / Gauge	4 mm ² / A4		12 AWG
Wire strip. length	Recomm. screwdriver	Recomm. torque	Protection
9,5 mm	4 mm	0,4-0,8 Nm	IP20
.37"	.16"	3.5-7 lb.in	NEMA 1

Type	Part numbers	
SCFD	th. 1,5 mm	1SNA 114 117 R0700
SCD		1SNA 103 189 R2600
AL2 (2)	DIA. 2 mm	1SNA 167 319 R0600
FC2 (1)	DIA. 2 mm	1SNA 007 865 R2600
BJM62 (2)	2 poles	1SNA 173 217 R2600
BJM62 (2)	3 poles	1SNA 173 218 R0700
BJM62 (2)	4 poles	1SNA 173 219 R0000
BJM62 (2)	5 poles	1SNA 173 221 R2200
BJM62 (2)	6 poles	1SNA 174 112 R1600
BJM62 (2)	7 poles	1SNA 174 113 R1700
BJM62 (2)	8 poles	1SNA 174 114 R1000
BJM62 (2)	9 poles	1SNA 174 115 R1100
BJM62 (2)	10 poles	1SNA 173 226 R2700
AD2,5		1SNA 114 205 R2000

RC65

D 4/6.LNTP6

Spacing 17,8 mm + 0,2 (.700" + .008")



Closed terminal block



Colour	Type	Part number
6 circuits : "feed-through"		
Grey		D 4/6.LNTP6 1SNA 110 331 R2500

Characteristics

Wire size	Wire size	
	IEC NFC DIN	UL/CSA
Screw clamp	Rigid 0,2-4 mm ² Flexible 0,2-4 mm ²	18-12 AWG

Voltage		
Rated	400 V	300 V
Impulse withstand	6 kV	
Pollution degree	3	

Current		
Rated	Short circuit	30 A
		20 A

Wire size			
Rated / Gauge	4 mm ² / A4		12 AWG
Wire strip. length	Recomm. screwdriver	Recomm. torque	Protection
9,5 mm	4 mm	0,4-0,8 Nm	IP20
.37"	.16"	3.5-7 lb.in	NEMA 1

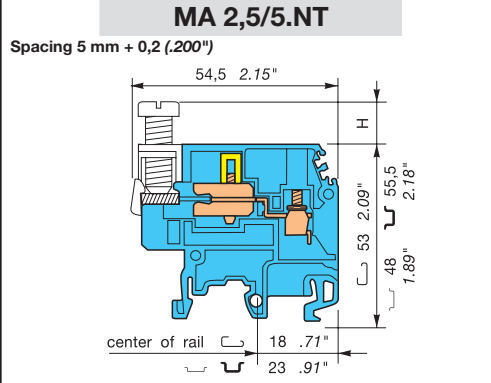

Type	Part numbers	
SCFD	th. 1,5 mm	1SNA 114 117 R0700
SCD		1SNA 103 189 R2600
AL2 (2)	DIA. 2 mm	1SNA 167 319 R0600
FC2 (1)	DIA. 2 mm	1SNA 007 865 R2600
BJM62 (2)	2 poles	1SNA 173 217 R2600
BJM62 (2)	3 poles	1SNA 173 218 R0700
BJM62 (2)	4 poles	1SNA 173 219 R0000
BJM62 (2)	5 poles	1SNA 173 221 R2200
BJM62 (2)	6 poles	1SNA 174 112 R1600
BJM62 (2)	7 poles	1SNA 174 113 R1700
BJM62 (2)	8 poles	1SNA 174 114 R1000
BJM62 (2)	9 poles	1SNA 174 115 R1100
BJM62 (2)	10 poles	1SNA 173 226 R2700
AD2,5		1SNA 114 205 R2000

RC65

Interruptible terminal blocks for neutral circuit

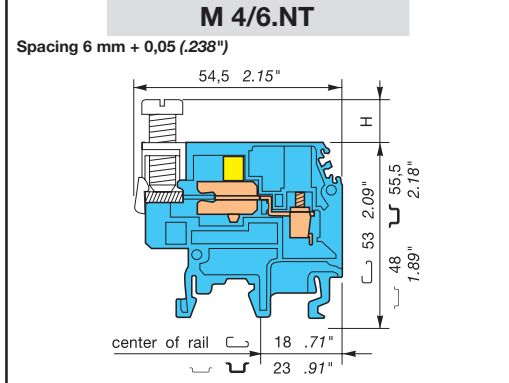
Screw clamp

 **DIN 1 - 3**




Spacing 5 mm + 0,2 (.200")


Neutral block spacing 5 mm same size as MA 2,5/5 terminal block.



Spacing 6 mm + 0,05 (.238")

Neutral block spacing 6 mm same size as M 4/6 terminal block.

Colour	Type	Part numbers
Blue	 MA 2,5/5.NT	1SNA 125 487 R0600

Colour	Type	Part numbers
Blue	 M 4/6.NT	1SNA 125 117 R0200

Characteristics				
Wire size	IEC		UL	CSA
	NFC	DIN		
Screw clamp	Rigid	0,2-4 mm ²		18-12 AWG
	Flexible	0,22-2,5 mm ²		18-12 AWG

Characteristics				
Wire size	IEC		UL	CSA
	NFC	DIN		
Screw clamp	Rigid	0,2-4 mm ²		18-12 AWG
	Flexible	0,22-4 mm ²		18-12 AWG

Voltage				
Rated	400 V			300 V
Impulse withstand	6 kV			
Pollution degree	3			








Current				
Rated	24 A			25 A

Wire size				
Rated / Gauge	2,5 mm ² /A3			12 AWG
Wire strip length	Recomm. screwdriver	Recomm. torque	Protection	
10 mm	3,5 mm	0,4-0,6 Nm		
.39"	.14"	3.5-5.3 lb.in		

Voltage				
Rated	400 V			300 V
Impulse withstand	6 kV			
Pollution degree	3			

Current				
Rated	32 A			25 A

Wire size				
Rated / Gauge	4 mm ² /A4			12 AWG
Wire strip length	Recomm. screwdriver	Recomm. torque	Protection	
12 mm	4 mm	0,5-0,8 Nm		
.47"	.16"	4.4-7.1 lb.in		

End stop		th. 9 mm	BADL	V0	1SNA 399 903 R0200
End stop		th. 10 mm	BAM2	V2	1SNA 206 351 R1600
End stop		th. 10 mm	BAM2 V0	V0	1SNA 296 351 R0000
Rail		35 x 7,5 x 1	PR3.Z2		1SNA 174 300 R1700
Rail		35 x 15 x 2,3	PR4		1SNA 168 500 R1200
Rail		35 x 15 x 1,5	PR5		1SNA 168 700 R2200
Rail		32 x 15 x 1,5	PR1.Z2		1SNA 163 050 R0400

Other end stops, rails and accessories : see section on accessories.

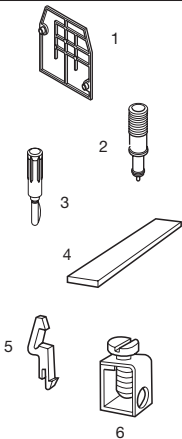
Notes

The use of some accessories may decrease the block's voltage rating. For more information, consult us.

For disconnect device :

Recomm. screwdriver	Recomm. torque
4 mm	0,4-0,6 Nm
.16"	3.5-5.3 lb.in

Accessories



1	End section	blue
2	Test device	
3	Test plug	
4	Busbar	
5	Busbar lock	blue
6	Screw clamp for busbar	



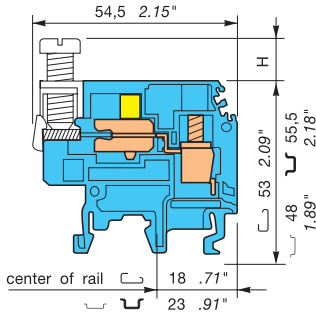
R See section on markers marking method

Type	Part numbers	
FEM6	th. 2,8 mm	1SNA 128 368 R1000
DCV	green	1SNA 173 058 R0200
FC2	DIA. 2 mm	1SNA 007 865 R2600
BO3	1000 x 10 x 3 mm	1SNA 164 406 R2400
VRB3		1SNA 128 035 R1600
SFB1	0,5 to 35 mm ² 18 to 2 AWG H = 7 mm/.28"	1SNA 163 860 R0500
SFB2	16 to 35 mm ² 6 to 2 AWG H = 3 mm/.12"	1SNA 168 956 R0600
RC55 - RC510		

Type	Part numbers	
FEM6	th. 2,8 mm	1SNA 128 368 R1000
DCJ	yellow	1SNA 173 058 R0200
FC2	DIA. 2 mm	1SNA 007 865 R2600
BO3	1000 x 10 x 3 mm	1SNA 164 406 R2400
VRB3		1SNA 128 035 R1600
SFB1	0,5 to 35 mm ² 18 to 2 AWG H = 7 mm/.28"	1SNA 163 860 R0500
SFB2	16 to 35 mm ² 6 to 2 AWG H = 3 mm/.12"	1SNA 168 956 R0600
RC65 - RC610		

M 6/8.NT

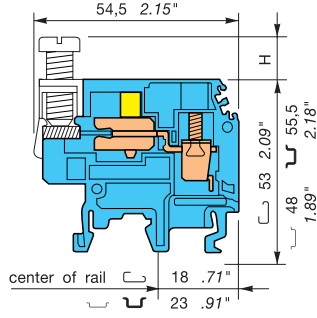
Spacing 8 mm - 0,05 (.315")



Neutral block spacing 8 mm same size as **M 6/8** terminal block.

M 10/10.NT

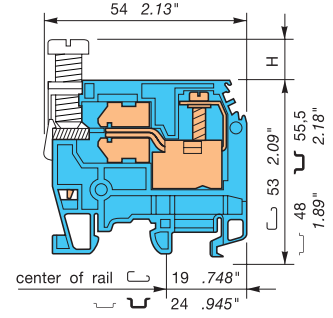
Spacing 10 mm - 0,05 (.394")



Neutral block spacing 10 mm same size as **M 10/10** terminal block.

M 16/12.NT1

Spacing 12 mm -0,1 (.473")



Neutral block spacing 12 mm same size as **M16/12** terminal block.

CE	CE	CE
----	----	----

Colour	Type	Part numbers	Colour	Type	Part numbers	Colour	Type	Part numbers
Blue	M 6/8.NT	1SNA 125 119 R1400	Blue	M 10/10.NT	1SNA 125 121 R0600	Blue	M 16/12.NT1	1SNA 125 593 R0000

Characteristics

Wire size	IEC		UL	CSA	Wire size	IEC		UL	CSA	Wire size	IEC		UL	CSA
	NFC	DIN				NFC	DIN				NFC	DIN		
Screw clamp	Rigid	0,5-10 mm ²			Screw clamp	Rigid	0,5-16 mm ²			Screw clamp	Rigid	2,5-25 mm ²		
	Flexible	0,5-6 mm ²		18-8 AWG		Flexible	0,5-10 mm ²		18-6 AWG		Flexible	2,5-16 mm ²		

Voltage				Voltage				Voltage			
Rated	400 V		300 V	Rated	400 V		300 V	Rated	400 V		
Impulse withstand	6 kV			Impulse withstand	6 kV			Impulse withstand	6 kV		
Pollution degree	3			Pollution degree	3			Pollution degree	3		

Current				Current				Current			
Rated	41 A		50 A	Rated	57 A		75 A	Rated	76 A		

Wire size				Wire size				Wire size			
Rated / Gauge				Rated / Gauge				Rated / Gauge			
6 mm ² /A5				10 mm ² /B6				16 mm ² /B7			
Wire strip. length	Recomm. screwdriver	Recomm. torque	Protection	Wire strip. length	Recomm. screwdriver	Recomm. torque	Protection	Wire strip. length	Recomm. screwdriver	Recomm. torque	Protection
12 mm	4-5 mm	0,8-1 Nm		12 mm	5,5-6 mm	1,2-1,4 Nm		14 mm	5,5 mm	1,2-1,4 Nm	
.47"	.16-.20"	7.1-8.9 lb.in		.47"	.22-.24"	10.6-12.3 lb.in		.51"	.22"	10.6-12.3 lb.in	

Type	Part numbers		Type	Part numbers		Type	Part numbers	
FEM6	th.2,8 mm	1SNA 128 368 R1000	FEM6	th.2,8 mm	1SNA 128 368 R1000	FEM6	th.2,8 mm	1SNA 128 368 R1000
DCO	orange	1SNA 173 060 R0000						
FC2	DIA. 2 mm	1SNA 007 865 R2600						
BO3	1000 x 10 x 3 mm	1SNA 164 406 R2400	BO3	1000 x 10 x 3 mm	1SNA 164 406 R2400	BO3	1000 x 10 x 3 mm	1SNA 164 406 R2400
VRB3		1SNA 128 035 R1600	VRB3		1SNA 128 035 R1600	VRB3		1SNA 128 035 R1600
SFB1	0,5 to 35 mm ² 18 to 2 AWG H = 7 mm/.28"	1SNA 163 860 R0500	SFB1	0,5 to 35 mm ² 18 to 2 AWG H = 7 mm/.28"	1SNA 163 860 R0500	SFB1	0,5 to 35 mm ² 18 to 2 AWG H = 7 mm/.28"	1SNA 163 860 R0500
SFB2	16 to 35 mm ² 6 to 2 AWG H = 3 mm/.12"	1SNA 168 956 R0600	SFB2	16 to 35 mm ² 6 to 2 AWG H = 3 mm/.12"	1SNA 168 956 R0600	SFB2	16 to 35 mm ² 6 to 2 AWG H = 3 mm/.12"	1SNA 168 956 R0600

For disconnect device :

Recomm. screwdriver	Recomm. torque
4 mm .16"	0,5-0,8 Nm 4.4-7.1 lb.in

RC810	RC1010	RC65 - RC610	RC1010
-------	--------	--------------	--------

Ground terminal blocks not electrically connected to the mounting rail (isolated ground)

Screw clamp

DIN 1 - 3

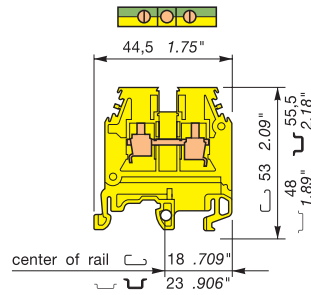


refer to the section "Special Applications" for part numbers and characteristics.

Other accessories of these terminal blocks : see pages of same size standard blocks.

MA 2,5/5.PI

Spacing 5 mm + 0,08 (.200")

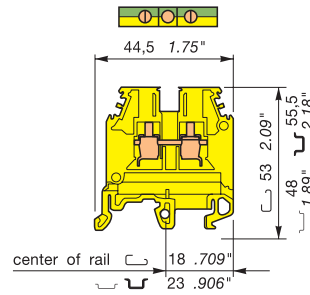


Type Part number

Yellow body with green strip on the top
MA 2,5/5.PI 1SNA 165 677 R0300

M 4/6.PI

Spacing 6 mm + 0,05 (.238")

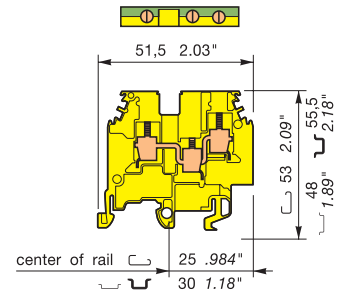


Type Part number

Yellow body with green strip on the top
M 4/6.PI 1SNA 165 275 R0000

M 4/6.3A.PI

Spacing 6 mm + 0,05 (.238")



Type Part number

Yellow body with green strip on the top
M 4/6.3A.PI 1SNA 165 589 R2400

Characteristics

Wire size	Screw clamp		Rigid	UL	CSA	IEC	NFC	DIN	UL	CSA	IEC	NFC	DIN	UL	CSA	
	Flexible	0,2-4 mm ²														22-12 AWG
Short circuit current	300A/1s					480A/1s					480A/1s					
Rated wire size / Gauge	2,5 mm ² / A3			12 AWG	12 AWG	4 mm ² / A4			10 AWG	10 AWG	4 mm ² / A4			10 AWG	12 AWG	
Other characteristics	Wire stripping length	Recomm. screwdriver	Recomm. torque	Protection	Wire stripping length	Recomm. screwdriver	Recomm. torque	Protection	Wire stripping length	Recomm. screwdriver	Recomm. torque	Protection	Wire stripping length	Recomm. screwdriver	Recomm. torque	Protection
	10 mm .39"	3.5 mm .14"	0,4-0,6 Nm 3.5-5.3 lb.in	IP 20 NEMA 1	9,5 mm .37"	4 mm .16"	0,5-0,8 Nm 4.4-7.1 lb.in	IP 20 NEMA 1	9,5 mm .37"	4 mm .16"	0,5-0,8 Nm 4.4-7.1 lb.in	IP 20 NEMA 1	9,5 mm .37"	4 mm .16"	0,5-0,8 Nm 4.4-7.1 lb.in	IP 20 NEMA 1

Approvals: TÜV, UL, CE, etc.

Accessories

	Type	Part number	Type	Part number	Type	Part number
1 End section yellow	FEM6 th. 2,8 mm	1SNA 103 062 R2100	FEM6 th. 2,8 mm	1SNA 103 062 R2100	FEM3A th. 3 mm	1SNA 103 862 R2000
2 Separator end section grey	SCF6 th. 3 mm	1SNA 118 707 R0300	SCF6 th. 3 mm	1SNA 118 707 R0300		
R See markers marking method	RC65 - RC510 sides of block and only RC510 top of block		RC65 - RC610	RCT610 - RTM7	RC65 - RC610	RCT610 - RTM7

Ground terminal blocks not electrically connected to the mounting rail (isolated ground)

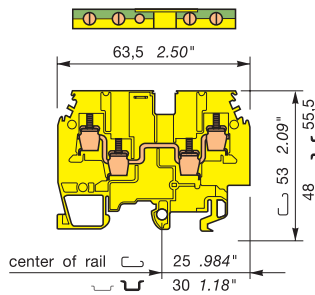
Screw clamp

DIN 1 - 3

Other accessories of these terminal blocks : see pages of same size standard blocks.

M 4/6.4A.PI

Spacing 6 mm + 0,05 (.238")

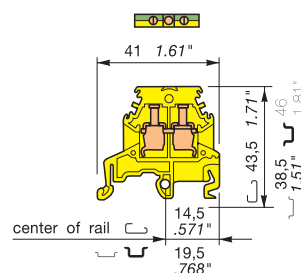


Type Part number

Yellow body with green strip on the top
M 4/6.4A.PI 1SNA 165 590 R2100

MS 4/6.PI

Spacing 6 mm + 0,05 (.238")

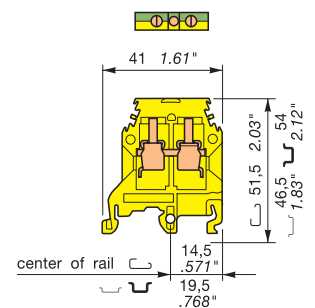


Type Part number

Yellow body with green strip on the top
MS 4/6.PI 1SNA 165 323 R2000

MS 6/8.PI

Spacing 8 mm - 0,05 .315"



Type Part number

Yellow body with green strip on the top
MS 6/8.PI 1SNA 165 324 R2100

Characteristics

Wire size	Screw clamp		Rigid	UL	CSA	IEC	NFC	DIN	UL	CSA	IEC	NFC	DIN	UL	CSA	
	Flexible	0,2-4 mm ²														22-10 AWG
Short circuit current	480A/1s					480A/1s					720A/1s					
Rated wire size / Gauge	4 mm ² / A4			10 AWG	12 AWG	4 mm ² / A4			10 AWG	12 AWG	6 mm ² / A5			8 AWG	8 AWG	
Other characteristics	Wire stripping length	Recomm. screwdriver	Recomm. torque	Protection	Wire stripping length	Recomm. screwdriver	Recomm. torque	Protection	Wire stripping length	Recomm. screwdriver	Recomm. torque	Protection	Wire stripping length	Recomm. screwdriver	Recomm. torque	Protection
	9,5 mm .37"	4 mm .16"	0,5-0,8 Nm 4.4-7.1 lb.in	IP 20 NEMA 1	10 mm .39"	4 mm .157"	0,5-0,8Nm 4.4-7.1 lb.in	IP 20 NEMA 1	12 mm .47"	4-5 mm .157"- .197"	0,8-1 Nm 7.1-8.9 lb.in	IP 20 NEMA 1	12 mm .47"	4-5 mm .157"- .197"	0,8-1 Nm 7.1-8.9 lb.in	IP 20 NEMA 1

Approvals: TÜV, UL, CE, etc.

Accessories

	Type	Part number	Type	Part number	Type	Part number
1 End section yellow	FEM4A th. 3 mm	1SNA 103 863 R2100	FEMS6 th.2,8 mm	1SNA 103 300 R1100	FEMS8 th. 3 mm	1SNA 103 301 R0600
2 Separator end section grey						
R See markers marking method	RC65 - RC610	RCT610 - RTM7	RC65 Top of block	RC65 - RC610Sides of block	RC65 Top of block	RC65 - RC610 - RC810Sides of block

Ground terminal blocks not electrically connected to the mounting rail (isolated ground)

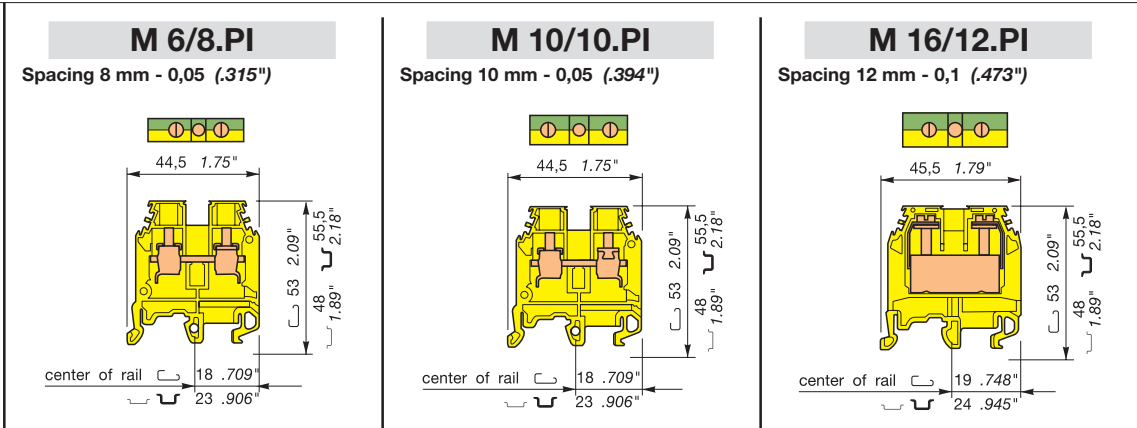
Screw clamp

DIN 1 - 3



refer to the section "Special Applications" for part numbers and characteristics.

Other accessories of these terminal blocks : see pages of same size standard blocks.



Type	Part number	Type	Part number	Type	Part number
Yellow body with green strip on the top	M 6/8.PI 1SNA 165 451 R2100	Yellow body with green strip on the top	M 10/10.PI 1SNA 165 452 R2200	Yellow body with green strip on the top	M 16/12.PI 1SNA 165 453 R2300

Characteristics		IEC			UL			CSA																				
Wire size	Screw clamp	NEC	DIN	mm²	AWG	AWG	AWG	NEC	DIN	mm²	AWG	AWG	AWG															
		Rigid	0,5-10			22-8	24-8	24-8	0,5-16			20-6	18-6	18-6	2,5-25			14-4	14-4	14-4								
Flexible	0,5-6			22-8	24-8	24-8	0,5-10			20-6	18-6	18-6	2,5-16			14-4	14-4	14-4										
Short circuit current		720A/1s						1200A/1s						1920A/1s														
Rated wire size / Gauge		6 mm² / A5			8 AWG			8 AWG			10 mm² / B6			6 AWG			6 AWG			16 mm² / B7			4 AWG			4 AWG		
Other characteristics		Wire stripping length	Recomm. screwdriver	Recomm. torque	Protection	Wire stripping length	Recomm. screwdriver	Recomm. torque	Protection	Wire stripping length	Recomm. screwdriver	Recomm. torque	Protection	Wire stripping length	Recomm. screwdriver	Recomm. torque	Protection											
		12 mm .47"	4-5 mm .157"-.197"	0,8-1 Nm 7.1-8.9 lb.in	IP 20 NEMA 1	12 mm .47"	5,5-6 mm .217"-.238"	1,2-1,4 Nm 10.6-12.3 lb.in	IP 20 NEMA 1	14 mm .55"	5,5 mm .22"	1,2-1,4 Nm 10.6-12.3 lb.in	IP 10															
Approvals																												
Accessories		Type	Part number	Type	Part number	Type	Part number																					
1	End section	yellow	FEM6 th.2,8 mm 1SNA 103 062 R2100	FEM6 th.2,8 mm 1SNA 103 062 R2100	FEM12 th.3 mm 1SNA 103 065 R2400																							
2	Separator end section	grey	SCF6 th.3 mm 1SNA 118 707 R0300	SCF6 th.3 mm 1SNA 118 707 R0300	SCF12 th.3 mm 1SNA 113 102 R1000																							
R	See markers	marking method	RC810 - RCT810	RC810 - RCT810 RC1010	RC65 - RC610 RC810 RC1010																							

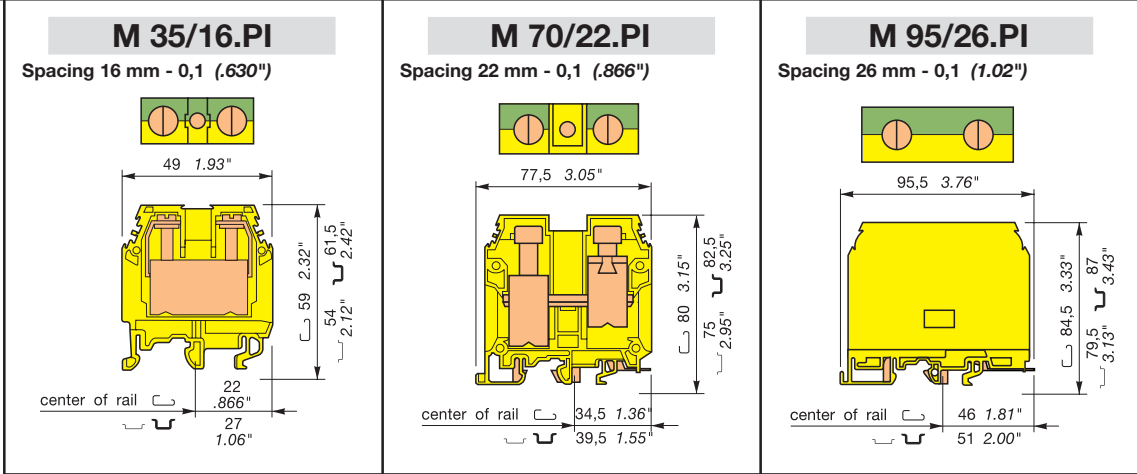
Ground terminal blocks not electrically connected to the mounting rail (isolated ground)

Screw clamp

DIN 1 - 3

refer to the section "Special Applications" for part numbers and characteristics.

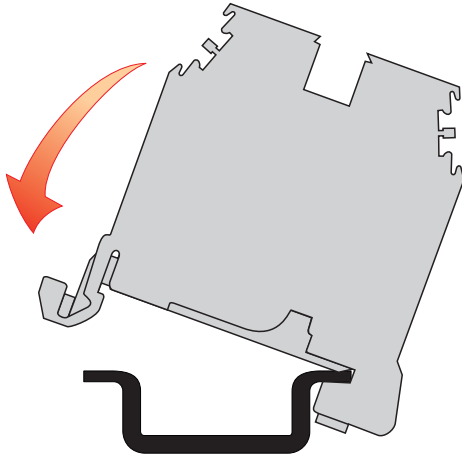
Other accessories of these terminal blocks : see pages of same size standard blocks.



Type	Part number	Type	Part number	Type	Part number
Yellow body with green strip on the top	M 35/16.PI 1SNA 165 454 R2400	Yellow body with green strip on the top	M 70/22.PI 1SNA 165 596 R1300	Yellow body with green strip on the top	M 95/26.PI 1SNA 165 556 R2200

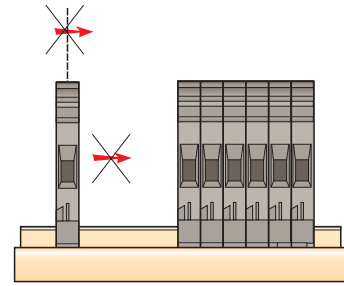
Characteristics		IEC			UL			CSA																				
Wire size	Screw clamp	NEC	DIN	mm²	AWG	AWG	AWG	NEC	DIN	mm²	AWG	AWG	AWG															
		Rigid	1-50			16-0	16-0	16-0	16-95			4-00	4-00	4-00	35-120			2/0000	2/000	2/000 max.								
Flexible	1-35			16-2	16-2	16-2	16-70			4-00	4-00	4-00	35-95			11400A/1s												
Short circuit current		4200A/1s						8400A/1s						11400A/1s														
Rated wire size / Gauge		35 mm² / B9			0 AWG			0 AWG			70 mm² / B11			00 AWG			00 AWG			95 mm² / B12			0000 AWG			000 AWG		
Other characteristics		Wire stripping length	Recomm. screwdriver	Recomm. torque	Protection	Wire stripping length	Recomm. screwdriver	Recomm. torque	Protection	Wire stripping length	Recomm. screwdriver	Recomm. torque	Protection															
		17 mm .669"	6,5-7 mm .255"-.276"	2,8-3 Nm 24.3-26.1 lb.in	IP 10	25 mm .98"	6 pans creux 6 mm .236" Allen Key	6-7 Nm 52-61 lb.in	IP 10	26 mm 1.02"	6 pans creux 6 mm .236" Allen Key	8,5-9,5 Nm 74-83 lb.in	IP 20 NEMA 1															
Approvals																												
Accessories		Type	Part number	Type	Part number	Type	Part number																					
1	End section	yellow	FEM16 th.3 mm 1SNA 103 061 R2000	FEM22 th.3 mm 1SNA 103 881 R1400	Closed block																							
2	Separator end section	grey	SCF16 th.3 mm 1SNA 113 101 R1700	SCF22 th.3 mm 1SNA 113 851 R1600																								
R	See markers	marking method	RC65 - RC610 RTM9 RC810 RC1010	RC65 - RC610 RC810 RC1010	RC65 - RC610 RC810 RC1010																							

Terminal blocks snapped on mounting rail : instructions



Snap the block on the mounting rail

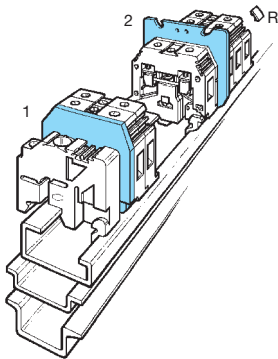
The snap-on terminal blocks cannot slide on the mounting rail.



Ground terminal blocks electrically connected to the mounting rail

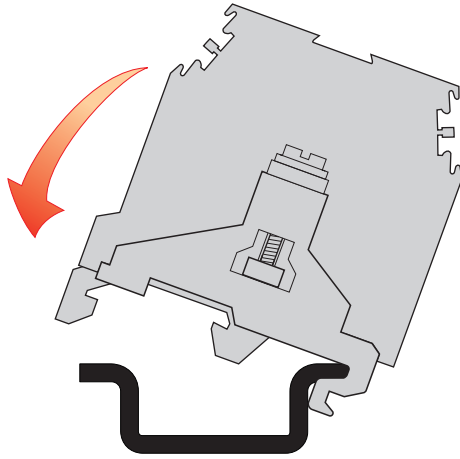
Screw clamp

DIN 3

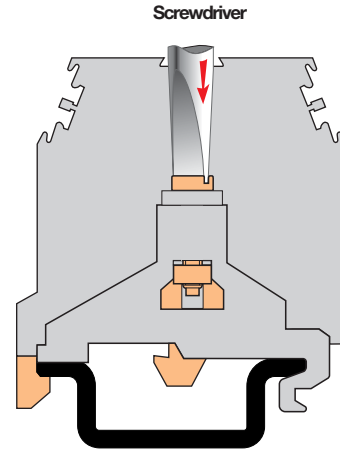


		D 2,5/5.P				D 4/6.P				D 6/8.P							
		Spacing 5 mm + 0,08 (.200")				Spacing 6 mm + 0,05 (.238")				Spacing 8 mm - 0,05 (.315")							
		Mounting on rail by spring.															
		Type		Part number		Type		Part number		Type		Part number					
		Green body / yellow marking		1SNA 165 909 R0500		Green-yellow		1SNA 165 809 R0100		Green-yellow		1SNA 165 830 R2100					
		D 2,5/5.P				D 4/6.P				D 6/8.P							
		Terminal block for ground wire, same size as M 4/6 terminal block.				Terminal block for ground wire, same size as M 6/8 terminal block.											
Characteristics		IEC		UL		CSA		IEC		UL		CSA					
Wire size		NFC DIN		UL		CSA		NFC-DIN		UL		CSA					
Screw clamp		Rigid						0,2-4 mm ²		24-12 AWG		24-12 AWG					
		Flexible						0,22-2,5 mm ²		24-12 AWG		24-12 AWG					
Short circuit current		300 A/1s						480A/1s									
Rated wire size / Gauge		2,5 mm ² / A3						4 mm ² /A4		12 AWG		12 AWG					
Other characteristics		Wire stripping length		Recomm. screwdriver		Recomm. torque		Protection		Wire stripping length		Recomm. screwdriver		Recomm. torque		Protection	
		10 mm .39"		3,5 mm .14"		0,4-0,6 Nm 3,5-5,3 lb.in				9,5 mm .37"		4 mm .16"		0,5-0,8 Nm 4,4-7,1 lb.in			
Approvals								CE								CE	
Accessories		Type		Part number		Type		Part number		Type		Part number					
1 End section		yellow		FEM6 th. 2.8 mm 1SNA 103 062 R2100		FEM6 th. 2.8 mm 1SNA 103 062 R2100		FEM6 th. 2.8 mm 1SNA 103 062 R2100		FEM6 th. 2.8 mm 1SNA 103 062 R2100		FEM6 th. 2.8 mm 1SNA 103 062 R2100					
2 Separator end section		grey		FEM6 V0 th. 2.8 mm 1SNA 199 305 R0200		FEM6 V0 th. 2.8 mm 1SNA 199 305 R0200		FEM6 V0 th. 2.8 mm 1SNA 199 305 R0200		FEM6 V0 th. 2.8 mm 1SNA 199 305 R0200		FEM6 V0 th. 2.8 mm 1SNA 199 305 R0200					
On rail : Recomm.screwdriver/Recomm.torque				SCF6 th. 3.0 mm 1SNA 118 707 R0300		SCF6 th. 3.0 mm 1SNA 118 707 R0300		SCF6 th. 3.0 mm 1SNA 118 707 R0300		SCF6 th. 3.0 mm 1SNA 118 707 R0300		SCF6 th. 3.0 mm 1SNA 118 707 R0300					
R See markers		marking method		RC55 - RC510 on the side, RC510 only on the top		RC65 - RC610 RCT610 - RTM7		RC810 RCT610 - RTM7		RC810 RCT610 - RTM7		RC810 RCT610 - RTM7					

Terminal blocks screwed on the mounting rail : instructions

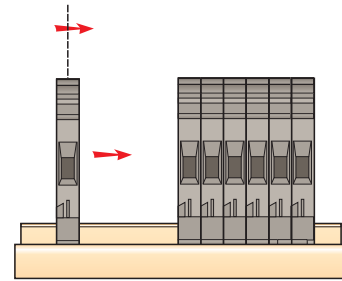


1. Position the block on the mounting rail



2. Screw down the center of the block to tighten the movable foot on the rail

Screwed blocks can slide on the rail.



Ground terminal blocks electrically connected to the mounting rail

Screw clamp

DIN 1 - 3



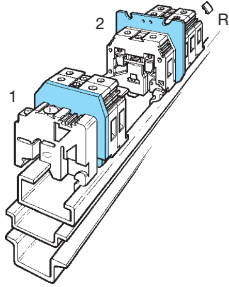
refer to the section "Special Applications" for part numbers and characteristics.

		MA 2,5/5.P Spacing 5 mm + 0,08 (.200")				M 4/6.P Spacing 6 mm + 0,05 (.238")				M 4/6.3A.P Spacing 6 mm + 0,05 (.238")			
		Type	Part number			Type	Part number			Type	Part number		
		Green-yellow	MA 2,5/5.P 1SNA 165 488 R2700			Green-yellow	M 4/6.P 1SNA 165 113 R1600			Green-yellow	M 4/6.3A.P.V0 1SNA 195 637 R1200		
		Terminal block for ground wire, same size as MA 2,5/5 terminal block.				Terminal block for ground wire, same size as M 4/6 terminal block.				Terminal block for ground wire, same size as M 4/6.3A terminal block.			
Characteristics		IEC	UL	CSA	IEC	UL	CSA	IEC	UL	CSA			
Wire size	Screw clamp	Rigid	0,2-4 mm ²	22-12 AWG	22-12 AWG	0,2-4 mm ²	22-12 AWG	24-12 AWG	0,2-4 mm ²	22-10 AWG	12 AWG max.		
	Flexible		0,22-2,5 mm ²	22-12 AWG	22-12 AWG	0,22-4 mm ²	22-12 AWG	24-12 AWG	0,22-4 mm ²	22-10 AWG	12 AWG max.		
Short circuit current			300A/1s			480A/1s			480A/1s				
Rated wire size / Gauge			2,5 mm ² /A3	12 AWG	12 AWG	4 mm ² /A4	10 AWG	10 AWG	4 mm ² /A4	10 AWG	12 AWG		
Other characteristics		Wire stripping length	Recomm. screwdriver	Recomm. torque	Protection	Wire stripping length	Recomm. screwdriver	Recomm. torque	Protection	Wire stripping length	Recomm. screwdriver	Recomm. torque	Protection
		10 mm .39"	3,5 mm .14"	0,4-0,6 Nm 3,5-5,3 lb.in		9,5 mm .37"	4 mm .16"	0,5-0,8 Nm 4,4-7,1 lb.in		9,5 mm .37"	4 mm .16"	0,5-0,8 Nm 4,4-7,1 lb.in	
Approvals													
Accessories		Type	Part number			Type	Part number			Type	Part number		
1	End section	yellow yellow	FEM6	th.2,8 mm	1SNA 103 062 R2100	FEM6	th. 2,8 mm	1SNA 103 062 R2100	FEM3AP	green th.3 mm	1SNA 199 876 R2600		
2	Separator end section	grey	SCF6	th.3 mm	1SNA 118 707 R0300	SCF6	th. 3 mm	1SNA 118 707 R0300					
On rail : Recomm.screwdriver/Recomm.torque		3,5 mm .14" / 0,6 Nm 5.5 lb.in			4 mm .16" / 0,8 Nm 7.0 lb.in			4 mm .16" / 0,8 Nm 7.0 lb.in					
R	See markers	marking method	RC55 - RC510	RCT610		RC65 - RC610	RCT610		RC65 - RC610	RCT610			

Ground terminal blocks electrically connected to the mounting rail

Screw clamp

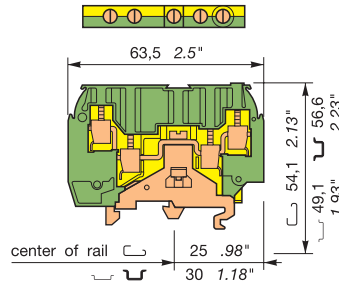
DIN 1 - 3



refer to the section "Special Applications" for part numbers and characteristics.

M 4/6.4A.P

Spacing 6 mm + 0,05 (.238")



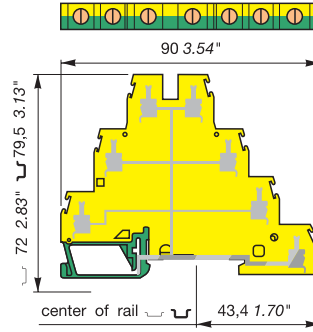
Type Part number

Green-yellow **M 4/6.4A.P.V0** 1SNA 195 638 R2300

Terminal block for ground wire, same size as M 4/6.4A terminal block.

D 4/6.P.T1

Spacing 6 mm + 0,05 (.238")



Type Part number

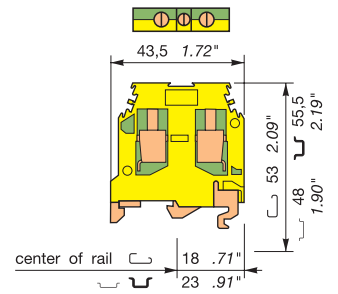
Green-yellow **D 4/6.P.T1** 1SNA 199 220 R0000

DIN 3 only

Terminal block for ground wire, same size as D 4/6.T... terminal block.

M 6/8.P

Spacing 8 mm - 0,05 (.315")



Type Part number

Green-yellow **M 6/8.P** 1SNA 165 114 R1700

Terminal block for ground wire, same size as M 6/8 terminal block.

Characteristics		IEC	UL	CSA	IEC	UL	CSA	IEC	UL	CSA			
Wire size		NFC-DIN			NFC-DIN			NFC-DIN					
Screw clamp	Rigid	0,2-4 mm ²	22-10 AWG	12 AWG max.	0,2-4 mm ²	24-10 AWG	24-10 AWG	0,5-10 mm ²	22-8 AWG	24-8 AWG			
	Flexible	0,22-4 mm ²	22-10 AWG	12 AWG max.	0,22-4 mm ²	24-10 AWG	24-10 AWG	0,5-6 mm ²	22-8 AWG	24-8 AWG			
Short circuit current		480A/1s			480A/1s			720A/1s					
Rated wire size / Gauge		4 mm ² /A4			10 AWG			6 mm ² /A5					
Other characteristics		Wire stripping length	Recomm. screwdriver	Recomm. torque	Protection	Wire stripping length	Recomm. screwdriver	Recomm. torque	Protection	Wire stripping length	Recomm. screwdriver	Recomm. torque	Protection
		9,5 mm .37"	4 mm .16"	0,5-0,8 Nm 4.4-7.1 lb.in		9,5 mm .37"	4 mm .16"	0,5-0,8 Nm 4.4-7.1 lb.in	IP 20 NEMA 1	12 mm .47"	4-5 mm .16" - .20"	0,8-1 Nm 7.1-8.9 lb.in	
Approvals		CE			CE			CE					
Accessories		Type	Part number		Type	Part number		Type	Part number				
1 End section	green yellow grey	FEM4AP	th. 3 mm	1SNA 199 879 R0100	closed block			FEM6	th. 2,8 mm	1SNA 103 062 R2100			
2 Separator end section	grey							SCF6	th. 3 mm	1SNA 118 707 R0300			
On rail : Recomm.screwdriver/Recomm.torque		4 mm .16" / 0,8 Nm 7.0 lb.in						4 mm .16" / 0,8 Nm 7.0 lb.in					
R See markers	marking method	RC65 - RC610	RCT610		RC65			RC65 - RC610	RCT810				

Ground terminal blocks electrically connected to the mounting rail

Screw clamp

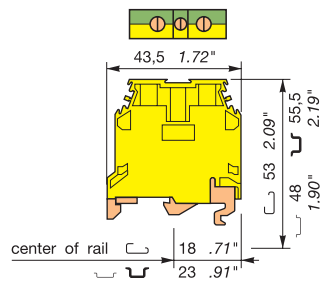
DIN 1 - 3



refer to the section "Special Applications" for part numbers and characteristics.

M 10/10.P

Spacing 10 mm - 0,05 (.394")



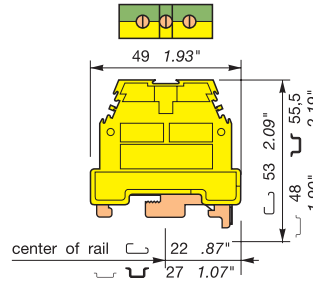
Type Part number

Green-yellow **M 10/10.P** 1SNA 165 115 R1000

Terminal block for ground wire, same size as M 10/10 terminal block.

M 16/12.P

Spacing 12 mm - 0.1 (.473")



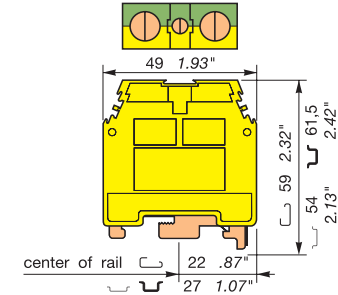
Type Part number

Green-yellow **M 16/12.P** 1SNA 165 130 R2300

Terminal block for ground wire, same size as M 16/12 terminal block.

M 35/16.P

Spacing 16 mm - 0.1 (.630")



Type Part number

Green-yellow **M 35/16.P** 1SNA 165 111 R1400

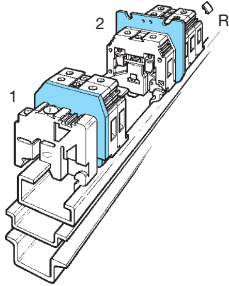
Terminal block for ground wire, same size as M 35/16 terminal block.

Characteristics		IEC	UL	CSA	IEC	UL	CSA	IEC	UL	CSA			
Wire size		NFC-DIN			NFC-DIN			NFC-DIN					
Screw clamp	Rigid	0,5-16 mm ²	20-6 AWG	18-6 AWG	4-25 mm ²	14-4 AWG	10-6 AWG	4-50 mm ²	8-0 AWG	6-4 AWG			
	Flexible	0,5-10 mm ²	20-6 AWG	18-6 AWG	4-16 mm ²	14-4 AWG	10-6 AWG	4-35 mm ²	8-0 AWG	6-4 AWG			
Short circuit current		1200A/1s			1920A/1s			4200A/1s					
Rated wire size / Gauge		10 mm ² /B6			6 AWG			35 mm ² /B9					
Other characteristics		Wire stripping length	Recomm. screwdriver	Recomm. torque	Protection	Wire stripping length	Recomm. screwdriver	Recomm. torque	Protection	Wire stripping length	Recomm. screwdriver	Recomm. torque	Protection
		12 mm .47"	5,5-6 mm .22" - .24"	1,2-1,4 Nm 10.6-12.4 lb.in		14 mm .55"	5,5 mm .22"	1,2-1,4 Nm 10.6-12.4 lb.in		17 mm .67"	8 mm .32"	2,8-3 Nm 24.9-26.7 lb.in	
Approvals		UL			UL			UL					
Accessories		Type	Part number		Type	Part number		Type	Part number				
1 End section		closed block			closed block			closed block					
2 Separator end section	grey	SCFM6	th. 3 mm	1SNA 114 825 R0500	SCFM6	th. 3 mm	1SNA 114 825 R0500						
On rail : Recomm.screwdriver/Recomm.torque		4 mm .16" / 0,8 Nm 7.0 lb.in			5,5 mm .22" / 1,0 Nm 9.0 lb.in			5,5 mm .22" / 1,0 Nm 9.0 lb.in					
R See markers	marking method	RCT810	RC810	RC1010	RCT810	RC810	RC1010	RTM9	RC810	RC1010			

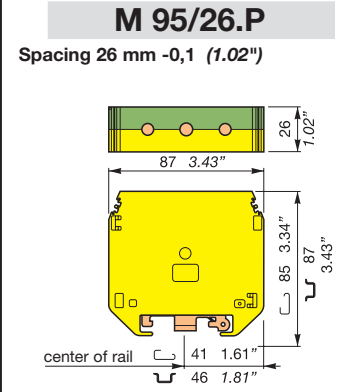
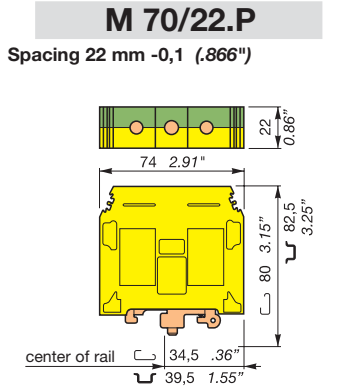
Ground terminal blocks electrically connected to the mounting rail

Screw clamp

DIN 1 - 3 (37,5x15)



refer to the section "Special Applications" for part numbers and characteristics.



Type	Part number
Green-Yellow	M 70/22.P 1SNA 399 024 R2300


Type	Part number
Green-Yellow	M 95/26.P 1SNA 399 176 R0000

Characteristics		IEC		UL/CSA		IEC		UL		CSA	
		NFC	DIN			NFC-DIN					
Wire size	Screw clamp	16-95 mm ²		6-000 AWG		35-120 mm ²		0000 AWG		0000 AWG	
	Rigid Flexible	16-70 mm ²		6-000 AWG		35-95 mm ²					
Short circuit current		8400 A / 1s.		6600 A / 1s.		11400A/1s					
Rated wire size / Gauge		70 mm ² / A11		000 AWG		95 mm ² /B12		0000 AWG		0000 AWG	
Other characteristics		Wire stripping length	Recomm. screwdriver	Recomm. torque	Protection	Wire stripping length	Recomm. screwdriver	Recomm. torque	Protection		
		25 mm .98"	6 mm .236" Allen Key	6-7 Nm 52-61 lb.in	IP 20	26 mm 1.02"	6 mm .236" Allen Key	8,5-9,5 Nm 74-83 lb.in	IP 20		
Approvals											
Accessories		Type	Part number			Type	Part number				
1	End section yellow		closed block				closed block				
2	Separator end section grey										
R	See markers marking method	RC1010				RC1010					

Ground + neutral terminal blocks
Ground connected to the mounting rail and linked with a neutral block

Screw clamp

DIN 1-3



End stop		th. 9 mm	BADL	V0	1SNA 399 903 R0200
End stop		th. 10 mm	BAM2	V2	1SNA 206 351 R1600
End stop		th. 10 mm	BAM2 V0	V0	1SNA 296 351 R0000
Rail		35 x 7,5 x 1	PR3.Z2		1SNA 174 300 R1700
Rail		35 x 15 x 2,3	PR4		1SNA 168 500 R1200
Rail		35 x 15 x 1,5	PR5		1SNA 168 700 R2200
Rail		32 x 15 x 1,5	PR1.Z2		1SNA 163 050 R0400

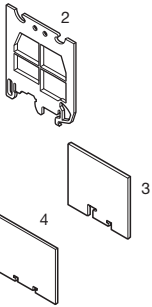
Other end stops, rails and accessories : see section on accessories.

Notes

For ground blocks, connection with mounting rail :

	Recomm. screwdriver	Recomm. torque
M 10/10.PE.N	4 mm .16"	0,8 Nm 7.1 lb.in
M 16/12.PE.N	5,5 mm .22"	1 Nm 8.8 lb.in

Accessories



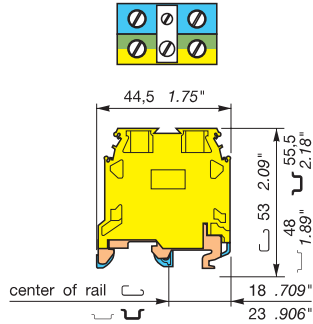
- 1 End section
- 2 Separator end section grey
- 3 Separator end section grey
- 4 Separator end section grey



R See section on marking marking method

M 10/10.PE.N

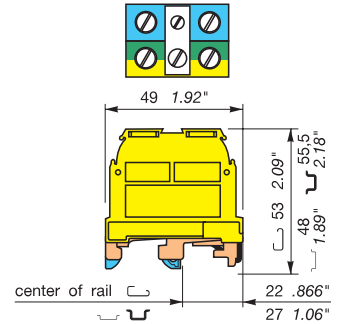
Spacing 20 mm - 0,2 (.787")



M 10/10.P block connected to M 10/10.N block through a removable jumper.

M 16/12.PE.N

Spacing 24 mm - 0,2 (.945")



M 16/12.P block connected to M 16/12.N block through a removable jumper.

Colour	Type	Part numbers
Green-yellow/blue body	M 10/10.PE.N	1SNA 165 683 R2200

Colour	Type	Part numbers
Green-yellow/blue body	M 16/12.PE.N	1SNA 165 680 R0300

Characteristics				
Wire size	IEC		UL	CSA
	NFC	DIN		
Screw clamp	Rigid	0,5 to 16 mm ²		
	Flexible	0,5 to 10 mm ²		

Voltage			
Rated	630V		
Impulse withstand	8 kV		
Pollution degree	3		

Current			
Rated	57 A		
Short-circuit	1200 A/1s		

Wire size			
Rated / Gauge	10 mm ² /B6		
Wire strip. length	Recomm. screwdriver	Recomm. torque	Protection
12 mm	5,5 mm	1,2-1,4 Nm	
.47"	.22"	10.6-12.3 lb.in	

Type	Part numbers		
Closed terminal block			
SCFM6 (1)	th. 3,0 mm	1SNA 114 825 R0500	
SCFEX1 (1)	th. 2,4 mm	1SNA 103 619 R0400	
SCFEX3 (1)	th. 2,4 mm	1SNA 103 620 R0100	


Type	Part numbers		
Closed terminal block			
SCFM6 (1)	th. 3,0 mm	1SNA 114 825 R0500	
SCFEX1 (1)	th. 2,4 mm	1SNA 103 619 R0400	
SCFEX3 (1)	th. 2,4 mm	1SNA 103 620 R0100	

RC65 - RC610 RCT810 RC810 RC1010 Note : (1) End sections and separators snapped on rails.

Heavy duty switch terminal blocks with blade

Screw clamp

DIN 1 - DIN 3



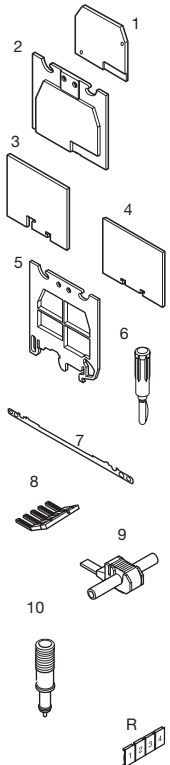
End stop		th. 9 mm	BADL	V0	1SNA 399 903 R0200
End stop		th. 10 mm	BAM2	V2	1SNA 206 351 R1600
End stop		th. 10 mm	BAM2 V0	V0	1SNA 296 351 R0000
Rail		35 x 7,5 x 1	PR3.Z2		1SNA 174 300 R1700
Rail		35 x 15 x 2,3	PR4		1SNA 168 500 R1200
Rail		35 x 15 x 1,5	PR5		1SNA 168 700 R2200
Rail		32 x 15 x 1,5	PR1.Z2		1SNA 163 050 R0400

Other end stops, rails and accessories : see section on accessories.

Notes

The use of some accessories may decrease the block's voltage rating. For more information, consult us.

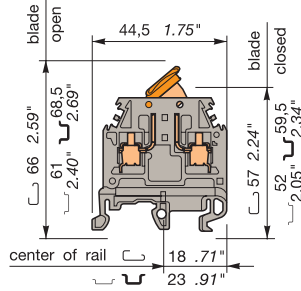
Accessories



1	End section	grey blue orange	FEM6	th. 2,8 mm	1SNA 118 368 R1600
2	Separator end section (block)	grey blue beige	SCF6	th. 3,0 mm	1SNA 118 707 R0300
3	Separator end section (rail)	grey	SCF6 V0	V0	th. 3,0 mm 1SNA 128 707 R0500
4	Separator end section	grey	SCF6 V0	V0	th. 3,0 mm 1SNA 198 707 R0400
5	Separator end section	grey	SCFM6	th. 3,0 mm	1SNA 114 825 R0500
6	Test plug		SCFEX1 (1)		th. 2,4 mm 1SNA 103 619 R0400
7	Shield connector		SCFEX3 (1)		th. 2,4 mm 1SNA 103 620 R0100
8	Comb type jumper bar		CBM5	th. 0,5 mm	1SNA 178 745 R1400
			CBM8	th. 0,8 mm	1SNA 178 746 R1500
			PC5	30 A 2 poles	1SNA 113 542 R1000
			PC5	30 A 10 poles	1SNA 113 544 R1200
9	IDC jumper				
10	Test device				
R	See section on markers marking method				

MA 2,5/5.SNB

Spacing 5 mm (.197")



5 mm block - Switch connection by blade

Colour	Type	Part numbers
Grey / Orange	MA 2,5/5.SNB	1SNA 115 699 R2000
Orange / Orange	MA 2,5/5.SNB	1SNA 400 318 R1400
Blue / Orange	MA 2,5/5.SNB	1SNA 400 317 R0300

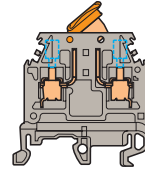
Characteristics

Wire size		IEC	UL	CSA
		NFC DIN		NRTL/C
Screw clamp	Rigid	0,5-4 mm ²	22-12 AWG	22-12 AWG
	Flexible	0,5-2,5 mm ²	22-12 AWG	22-12 AWG

Voltage			
Rated	320 V	150 V	150 V
Impulse withstand	4 kV		
Pollution degree	3		
Current			
Rated	10 A	10 A	10 A
Wire size			
Rated / Gauge	2,5 mm ² / A3	12 AWG	12 AWG
Wire stripping length	Recomm. screwdriver	Recomm. torque	Protection
10 mm .39"	3,5 mm .138"	0,4-0,6 Nm 3.5-5.3 lb.in	IP 20 NEMA 1

MA 2,5/5.SNBT

Spacing 5 mm (.197")



5 mm block - Switch connection by blade - Equipped with two test sockets DIA. 2 mm / .079" or 2.3 mm / .091"

Colour	Type	Part numbers
Grey / Orange DIA. 2 mm / .079"	MA 2,5/5.SNBT	1SNA 115 700 R0500
Grey / Orange DIA. 2,3 mm / .091"	MA 2,5/5.SNBT	1SNA 115 701 R2200
Blue / Orange DIA. 2 mm / .079"	MA 2,5/5.SNBT	1SNA 400 320 R1200

Characteristics

Wire size		IEC	UL	CSA
		NFC DIN		NRTL/C
Screw clamp	Rigid	0,5-4 mm ²	22-12 AWG	22-12 AWG
	Flexible	0,5-2,5 mm ²	22-12 AWG	22-12 AWG

Voltage			
Rated	320 V	150 V	150 V
Impulse withstand	4 kV		
Pollution degree	3		
Current			
Rated	10 A	10 A	10 A
Wire size			
Rated / Gauge	2,5 mm ² / A3	12 AWG	12 AWG
Wire stripping length	Recomm. screwdriver	Recomm. torque	Protection
10 mm .39"	3,5 mm .138"	0,4-0,6 Nm 3.5-5.3 lb.in	IP 20 NEMA 1

Type	Part numbers
FEM6	th. 2,8 mm 1SNA 118 368 R1600
SCF6	th. 3,0 mm 1SNA 118 707 R0300
SCF6	th. 3,0 mm 1SNA 128 707 R0500
SCF6 V0	V0 th. 3,0 mm 1SNA 198 707 R0400
SCFM6	th. 3,0 mm 1SNA 114 825 R0500
SCFEX1 (1)	th. 2,4 mm 1SNA 103 619 R0400
SCFEX3 (1)	th. 2,4 mm 1SNA 103 620 R0100
CBM5	th. 0,5 mm 1SNA 178 745 R1400
CBM8	th. 0,8 mm 1SNA 178 746 R1500
PC5	30 A 2 poles 1SNA 113 542 R1000
PC5	30 A 10 poles 1SNA 113 544 R1200

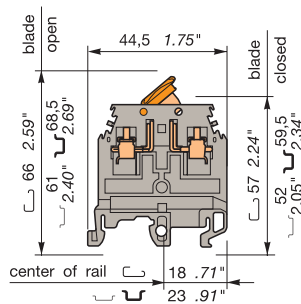
Type	Part numbers
FEM6	th. 2,8 mm 1SNA 118 368 R1600
SCF6	th. 3,0 mm 1SNA 118 707 R0300
SCF6	th. 3,0 mm 1SNA 128 707 R0500
SCF6 V0	V0 th. 3,0 mm 1SNA 198 707 R0400
SCFM6	th. 3,0 mm 1SNA 114 825 R0500
SCFEX1 (1)	th. 2,4 mm 1SNA 103 619 R0400
SCFEX3 (1)	th. 2,4 mm 1SNA 103 620 R0100
FC2 (2)	DIA. 2,0 mm 1SNA 007 865 R2600
CBM5	th. 0,5 mm 1SNA 178 745 R1400
CBM8	th. 0,8 mm 1SNA 178 746 R1500
PC5	30 A 2 poles 1SNA 113 542 R1000
PC5	30 A 10 poles 1SNA 113 544 R1200

Note : (1) End sections and separators snapped on rails.
(2) Except for MA 2,5/5.SNBT with test sockets DIA. 2.3 mm / .091".

RC55 - RC510 Sides of block

M 4/6.SNB

Spacing 6 mm + 0,05 (.238")



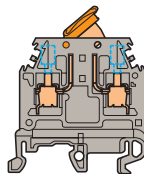
6 mm block - Switch connection by blade



Colour	Type	Part numbers
Grey/Orange	M 4/6.SNB	1SNA 115 986 R0000
Blue / Orange	M 4/6.SNB	1SNA 125 686 R1500
Orange / Orange	M 4/6.SNB	1SNA 105 053 R2200
Red / Orange	M 4/6.SNB	1SNA 107 250 R1200

M 4/6.SNBT...

Spacing 6 mm + 0,05 (.238")



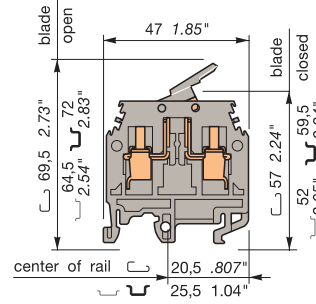
6 mm block - Switch connection by blade - Equipped with two test sockets DIA. 2 mm / .079" or 2,3 mm / .091"



Colour	Type	Part numbers
Grey / Orange DIA. 2 mm / .079"	M 4/6.SNBT	1SNA 115 987 R0100
Blue / Orange DIA. 2 mm / .079"	M 4/6.SNBT	1SNA 125 438 R1400
Orange / Orange DIA. 2 mm / .079"	M 4/6.SNBT	1SNA 105 054 R2300
Grey / Orange DIA. 2,3 mm / .091"	M 4/6.SNBT	1SNA 206 538 R0200

M 6/8.SNB

Spacing 8 mm - 0,05 (.315")



8 mm block - switch connection by blade



Colour	Type	Part numbers
Grey / Grey	M 6/8.SNB	1SNA 115 688 R2500
Orange/Orange	M 6/8.SNB	1SNA 105 055 R2400

Characteristics

Wire size		IEC	UL	CSA
		NFC DIN		
Screw clamp	Rigid	0,5-4 mm ²	22-10 AWG	20-12 AWG
Flexible		0,5-2,5 mm ²	22-10 AWG	20-12 AWG

Voltage		400 V	300 V	300 V
Rated				
Impulse withstand		4 kV		
Pollution degree		3		

Current		20 A	10 A	10 A
Rated				

Wire size		4 mm ² / A4	10 AWG	12 AWG
Rated / Gauge				
Wire stripping length	Recomm. screwdriver	Recomm. torque	Protection	
9,5 mm .37"	4 mm .16"	0,5-0,6 Nm 4,4-5,3 lb.in	IP 20 NEMA 1	

Type	Part numbers	
FEM62	th. 3 mm	1SNA 114 994 R0700
FEM62	th. 3 mm	1SNA 124 944 R0100
FEM62	th. 3 mm	1SNA 103 612 R2500

SCFM6	th. 3 mm	1SNA 114 825 R0500
SCFEX1 (1)	th. 2,4 mm	1SNA 103 619 R0400
SCFEX3 (1)	th. 2,4 mm	1SNA 103 620 R0100
FC2	DIA. 2 mm	1SNA 007 865 R2600
CBM5	th. 0,5 mm	1SNA 178 745 R1400
CBM8	th. 0,8 mm	1SNA 178 746 R1500

		1SNA 163 311 R2200
		1SNA 114 205 R2000
PC61	35 A	10 poles 1SNA 173 059 R0300
AD2,5		
DCJ	yellow	

RC65 - RC610 Sides of block

Note : (1) End sections and separators snapped on rails.
(2) Except for M 4/6.SNBT with test sockets DIA. 2,3 mm / .091".

Characteristics

Wire size		IEC	UL	CSA
		NFC DIN		
Screw clamp	Rigid	0,5-4 mm ²	22-10 AWG	
Flexible		0,5-4 mm ²	22-10 AWG	

Voltage		400 V	300 V	
Rated				
Impulse withstand		4 kV		
Pollution degree		3		

Current		20 A	10 A	
Rated				

Wire size		4 mm ² / A4	10 AWG	
Rated / Gauge				
Wire stripping length	Recomm. screwdriver	Recomm. torque	Protection	
9,5 mm .374"	4 mm .157"	0,5-0,6 Nm 4,4-5,3 lb.in	IP 20 NEMA 1	

Type	Part numbers	
FEM62	th. 3 mm	1SNA 114 994 R0700
FEM62	th. 3 mm	1SNA 124 944 R0100
FEM62	th. 3 mm	1SNA 103 612 R2500

SCFM6	th. 3 mm	1SNA 114 825 R0500
SCFEX1 (1)	th. 2,4 mm	1SNA 103 619 R0400
SCFEX3 (1)	th. 2,4 mm	1SNA 103 620 R0100
FC2 (2)	DIA. 2 mm	1SNA 007 865 R2600
CBM5	th. 0,5 mm	1SNA 178 745 R1400
CBM8	th. 0,8 mm	1SNA 178 746 R1500

		1SNA 163 311 R2200
		1SNA 114 205 R2000
PC61	35 A	10 poles 1SNA 163 311 R2200
AD2,5		1SNA 114 205 R2000

RC65 - RC610 Sides of block

Characteristics

Wire size		IEC	UL	CSA
		NFC DIN		
Screw clamp	Rigid	0,5-10 mm ²	22-10 AWG	20-12 AWG
Flexible		0,5-6 mm ²	22-10 AWG	20-12 AWG

Voltage		400 V	300 V	300 V
Rated				
Impulse withstand		4 kV		
Pollution degree		3		

Current		15 A	20 A	10 A
Rated				

Wire size		6 mm ² / A5	10 AWG	12 AWG
Rated / Gauge				
Wire stripping length	Recomm. screwdriver	Recomm. torque	Protection	
12 mm .47"	4-5 mm .16"-20"	0,8-1 Nm 7,1-8,9 lb.in	IP 20 NEMA 1	

Type	Part numbers	
FEM8	th. 3 mm	1SNA 113 373 R2600
FEM8	th. 3 mm	1SNA 103 230 R0200

SCFM6	th. 3 mm	1SNA 114 825 R0500
SCFEX1 (1)	th. 2,4 mm	1SNA 103 619 R0400
SCFEX3 (1)	th. 2,4 mm	1SNA 103 620 R0100
FC2	DIA. 2 mm	1SNA 007 865 R2600

PC8	50 A	2 poles	1SNA 116 538 R1700
PC8	50 A	3 poles	1SNA 116 539 R1000
PC8	50 A	4 poles	1SNA 116 540 R2500
PC8	50 A	10 poles	1SNA 163 313 R2400
AD2,5			1SNA 114 205 R2000
DCO	orange		1SNA 173 060 R0000

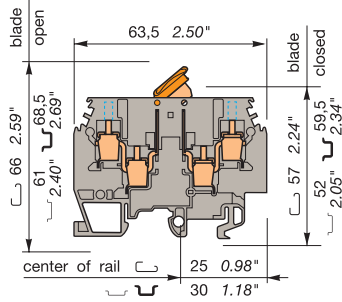
RC65 - RC610 - RC810 Sides of block

Heavy duty switch terminal blocks with blade

Double Screw clamp
DIN 1 - DIN 3

M 4/6.SNBT.4A

Spacing 6 mm + 0,05 (.238")



6 mm block - switch connection by short blade equipped with 2 test socket screws DIA. 2 mm / .079"

Colour	Type	Part numbers
Grey / Orange	M 4/6.SNBT.4A	1SNA 105 143 R2100
Blue / Orange	M 4/6.SNBT.4A	1SNA 400 288 R1700

Characteristics

Wire size		IEC	UL	CSA
		NFC	DIN	
Screw clamp	Rigid	0,5-4 mm ²	22-10 AWG	22-10 AWG
	Flexible	0,5-4 mm ²	22-10 AWG	22-10 AWG

Voltage			
Rated	320 V	600 V	600 V
Impulse withstand	4 kV		
Pollution degree	3		

Current			
Rated	10 A	10 A	10 A

Wire size			
Rated / Gauge	4 mm ² / A4		
Wire stripping length	Recomm. screwdriver	Recomm. torque	Protection
9,5 mm .374 "	4 mm .157 "	0,5-0,6 Nm 4.4-5.3 lb.in	IP 20 NEMA 1

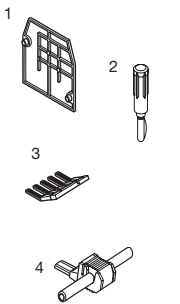
End stop		th. 9 mm	BADL	V0	1SNA 399 903 R0200
End stop		th. 10 mm	BAM2	V2	1SNA 206 351 R1600
End stop		th. 10 mm	BAM2 V0	V0	1SNA 296 351 R0000
Rail		35 x 7,5 x 1	PR3.Z2		1SNA 174 300 R1700
Rail		35 x 15 x 2,3	PR4		1SNA 168 500 R1200
Rail		35 x 15 x 1,5	PR5		1SNA 168 700 R2200
Rail		32 x 15 x 1,5	PR1.Z2		1SNA 163 050 R0400

Other end stops, rails and accessories : see section on accessories.

Notes

The use of some accessories may decrease the block's voltage rating. For more information, consult us.

Accessories



1	End section	grey
		beige
2	Test plug	
3	Comb type jumper bar	35 A
4	IDC jumper	

Type	Part numbers
FEM6.4A	th. 3 mm 1SNA 116 629 R2200
FEM4A V0	th. 3 mm 1SNA 196 629 R2300
FC2	DIA. 2 mm 1SNA 007 865 R2600
PC61	10 poles 1SNA 163 311 R2200
AD2,5	1SNA 114 205 R2000

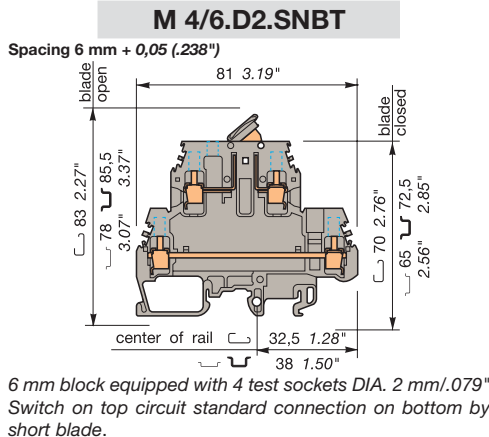


R See section on markers marking method

RC65 - RC610 Sides of block

Heavy duty switch terminal blocks with blade Double deck Screw clamp

DIN 1 - DIN 3



UL		CE
Colour	Type	Part numbers
Grey	<input type="checkbox"/> M 4/6.D2.SNBT	1SNA 115 561 R1500

Characteristics				
Wire size				
		IEC	UL	CSA
		NFC	DIN	
Screw clamp	Rigid	0,5-4 mm ²	24-12 AWG	22-12 AWG
	Flexible	0,5-4 mm ²	24-12 AWG	22-12 AWG

Voltage				
Rated		400 V	300 V	300 V
Impulse withstand		4 kV		
Pollution degree		3		

Current				
Rated		10 A	15 A	15 A

Wire size				
Rated / Gauge		4 mm ² / A4	12 AWG	12 AWG
Wire stripping length	Recomm. screwdriver	Recomm. torque	Protection	
9,5 mm .374"	4 mm .157"	0,5-0,6 Nm 4.4-5.3 lb.in	IP 20 NEMA 1	

End stop		th. 9 mm	BADL	V0	1SNA 399 903 R0200
End stop		th. 10 mm	BAM2	V2	1SNA 206 351 R1600
End stop		th. 10 mm	BAMH		1SNA 114 836 R0000
Rail		35 x 7,5 x 1	PR3.Z2		1SNA 174 300 R1700
Rail		35 x 15 x 2,3	PR4		1SNA 168 500 R1200
Rail		35 x 15 x 1,5	PR5		1SNA 168 700 R2200
Rail		32 x 15 x 1,5	PR1.Z2		1SNA 163 050 R0400

Other end stops, rails and accessories : see section on accessories.

Notes
The use of some accessories may decrease the block's voltage rating. For more information, consult us.

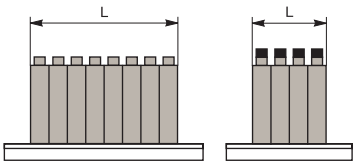
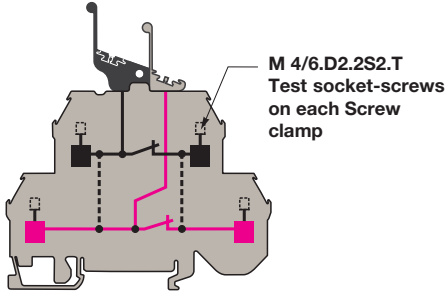
Accessories	
	1 End section
	2 Test plug
	3 Assembled jumper bar (with IP 20 protection)
	4 Connector plate
	5 Jumper bar not assembled
	6 Pivoting jumper bar
	7 Comb type jumper bar
	8 IDC jumper
	9 Shield connector
	R See section on markers marking method

Type	Part numbers
FEMS6D th. 1 mm	1SNA 116 591 R0500
FC2 DIA. 2 mm	1SNA 007 865 R2600
BJMI6D (1)(2) 32 A 2 poles	1SNA 179 668 R2000
BJMI6D (1)(2) 32 A 3 poles	1SNA 179 669 R2100
BJMI6D (1)(2) 32 A 4 poles	1SNA 179 670 R2600
BJMI6D (1)(2) 32 A 5 poles	1SNA 179 671 R1300
BJMI6D (1)(2) 32 A 10 poles	1SNA 179 672 R1400
EL6 35 A	1SNA 173 627 R2100
BJS61 (1)(2)(3) 32 A 10 poles	1SNA 168 485 R2700
EV6D	1SNA 168 400 R1600
BJP61 35 A	1SNA 167 225 R2000
PC61 35 A 10 poles	1SNA 163 311 R2200
AD2,5 24 A	1SNA 114 205 R2000
CBD2S	1SNA 178 408 R1400

RC65 - RC610 Sides of block
Note : (1) Use of these accessories requires the user to cut out the partition. (2) For lower deck only. (3) For other pole numbers see section accessories.

DOUBLE SWITCH TERMINAL BLOCKS WITH PULL LEVERS

Double switch blocks
M 4/6.D2.2S2
M 4/6.D2.2S2.T

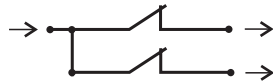


Space saving

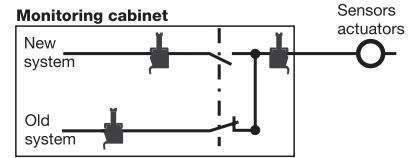
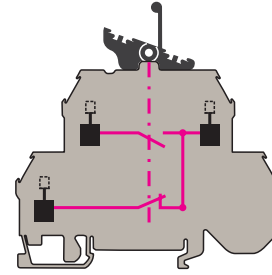
Recommended use when the number of PLC inputs and outputs are high

2 independent switches

Interconnection between decks is possible for distribution of polarities



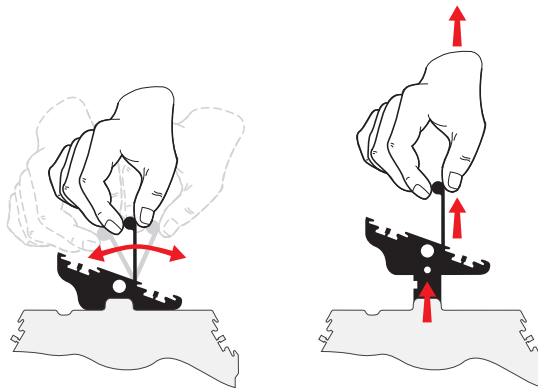
Change-over type blocks
M 4/6.D2.S1R
M 4/6.D2.S1R.T



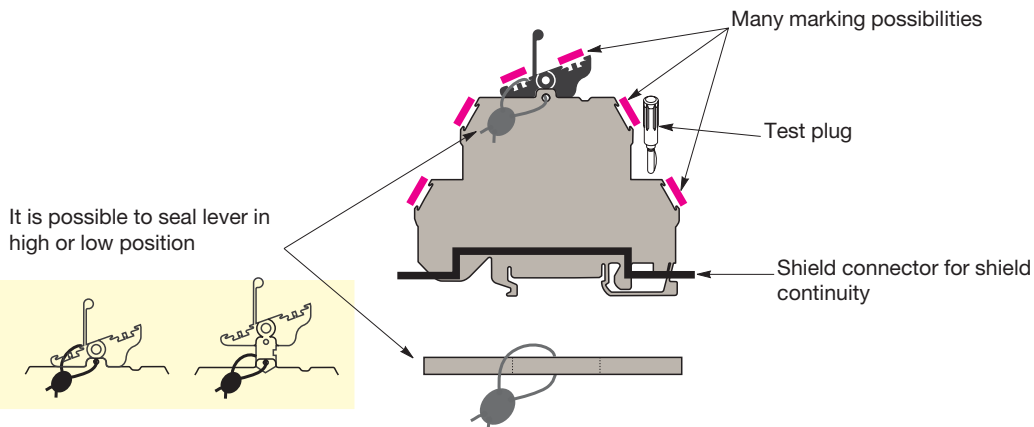
Reduces process down time when changing of control system

- When wiring the new system, sensors and actuators remain connected to the old system
- No wiring mistake possible from old to new system
- Simple switching from old to new system activating the pull levers. Possibility to quickly switch to the old system if there is a start-up problem.

Bend the upper part of the lever to pull it comfortably

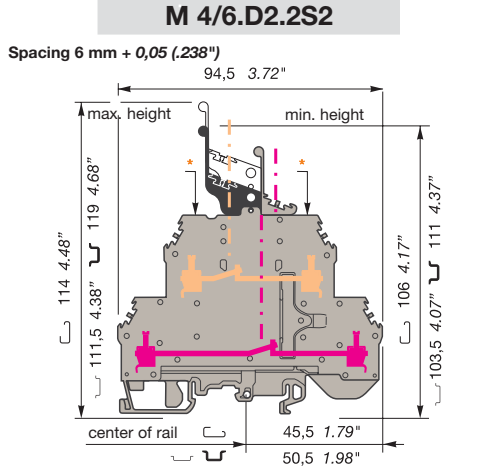


Accessories

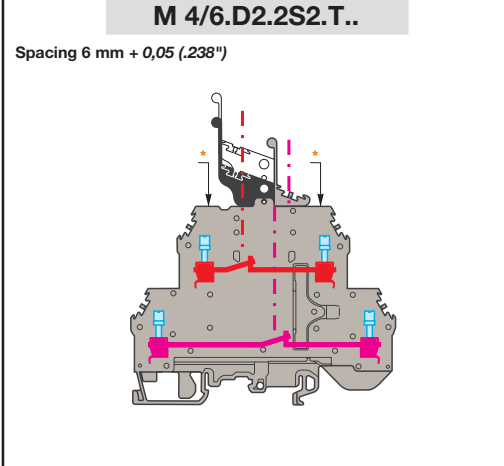


Heavy duty switch terminal blocks with contact control pull levers. Double deck double switch Screw clamp

DIN 1 - DIN 3



Closed block with 2 independent switching circuits. Black pull lever controls upper deck contact (black marking). Grey pull lever controls lower deck contact.



M4/6.D2.2S2 block equipped with 4 test socket-screws DIA. 2 mm or DIA. 2,3 mm.

Color	Type	Part numbers	Color	Type	Part numbers
Grey with black pull lever	M 4/6.D2.2S2	1SNA 199 444 R2500	Grey with black pull lever	M 4/6.D2.2S2.T	1SNA 199 448 R0100
			Grey with black pull lever	M 4/6.D2.2S2.T23	1SNA 199 447 R2000

Characteristics			
Wire size		UL/CSA	
Screw clamp	Rigid	0,2-4 mm ²	24-10 AWG
	Flexible	0,2-4 mm ²	24-10 AWG

Characteristics			
Wire size		UL/CSA	
Screw clamp	Rigid	0,2-4 mm ²	24-10 AWG
	Flexible	0,2-4 mm ²	24-10 AWG

End stop	th. 12 mm	BADH	V2	1SNA 116 900 R2700
End stop	th. 9,1 mm	BAMH	V2	1SNA 114 836 R0000
End stop	th. 9,1 mm	BAMH V0	V0	1SNA 194 836 R0100
Rail	35 x 7,5 x 1	PR3.Z2		1SNA 174 300 R1700
Rail	35 x 15 x 2,3	PR4		1SNA 168 500 R1200
Rail	35 x 15 x 1,5	PR5		1SNA 168 700 R2200
Rail	32 x 15 x 1,5	PR1.Z2		1SNA 163 050 R0400

Other end stops, rails and accessories : see section on accessories.

Voltage			
Rated		500 V	300 V
Impulse withstand		6 kV	
Pollution degree		3	

Voltage			
Rated		500 V	300 V
Impulse withstand		6 kV	
Pollution degree		3	

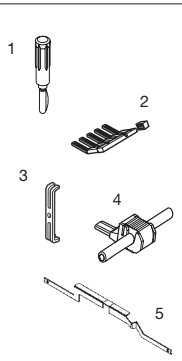
Notes

Body material UL94V0.
If another terminal block is mounted next to a block M 4/6.D2.2S2..., it must be equipped with its end section.
If a metallic part is placed beside the block, a separator end section on rail type SCFEX must be used.
The use of some accessories may decrease the voltage rating of the terminal block.
For more information, consult us.

Current			
Rated		10 A	10 A

Current			
Rated		10 A	10 A

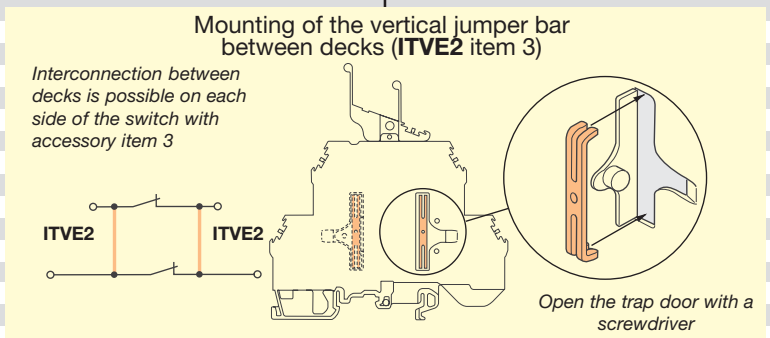
Accessories



- Test plug
- Comb-type jumper bar
- Insulating comb tip
- Vertical jumper bar
- IDC jumper
- Shield connector

Type	Part number
PC6 V2 35 A	2 poles 1SNA 113 546 R1400
PC6 V2 35 A	3 poles 1SNA 116 536 R0500
PC6 V2 35 A	4 poles 1SNA 116 537 R0600
PC6 V2 35 A	10 poles 1SNA 113 548 R2600
EIP V2	1SNA 113 550 R2400
ITVE2	20 A 1SNA 179 825 R2600
AD2,5 V2	24 A 1SNA 114 205 R2000
CBD2S	1SNA 178 408 R1400

Type	Part number
FC2(1) DIA. 2 mm	1SNA 007 865 R2600
PC6 V2 35 A	2 poles 1SNA 113 546 R1400
PC6 V2 35 A	3 poles 1SNA 116 536 R0500
PC6 V2 35 A	4 poles 1SNA 116 537 R0600
PC6 V2 35 A	10 poles 1SNA 113 548 R2600
EIP V2	1SNA 113 550 R2400
ITVE2	20 A 1SNA 179 825 R2600
AD2,5 V2	24 A 1SNA 114 205 R2000
CBD2S	1SNA 178 408 R1400



R See section on markers marking method

RC65 - RC610 Block sides RC55 - RC510 On pull levers
Note : (1) For blocks M4/6.D2.2S2.T only

RC65 - RC610 Block sides RC55 - RC510 On pull levers

Heavy duty switch terminal blocks with contact control pull lever. Double deck change-over type Screw clamp

DIN 1 - DIN 3



A
6

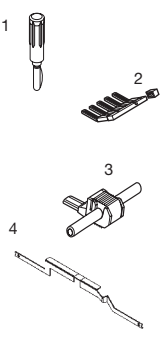
End stop		th. 12 mm	BADH	V2	1SNA 116 900 R2700
End stop		th. 9,1 mm	BAMH	V2	1SNA 114 836 R0000
End stop		th. 9,1 mm	BAMH V0	V0	1SNA 194 836 R0100
Rail		35 x 7,5 x 1	PR3.Z2		1SNA 174 300 R1700
Rail		35 x 15 x 2,3	PR4		1SNA 168 500 R1200
Rail		35 x 15 x 1,5	PR5		1SNA 168 700 R2200
Rail		32 x 15 x 1,5	PR1.Z2		1SNA 163 050 R0400

Other end stops, rails and accessories : see section on accessories.

Notes

Body material UL94V0.
If another terminal block is mounted next to a block M 4/6.D2.S1R..., it must be equipped with its end section. If a metallic part is placed beside the block, a separator end section on rail type SCFEX must be used. The use of some accessories may decrease the voltage rating of the terminal block.
For more information, consult us.

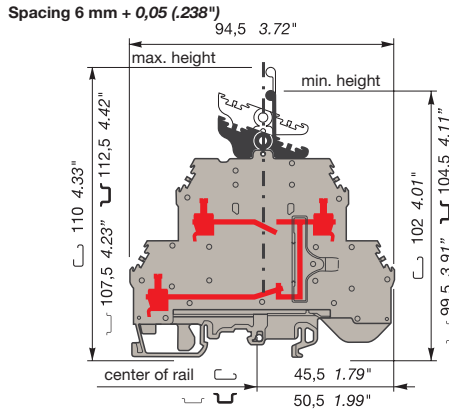
Accessories



- 1 Test plug
- 2 Comb-type jumper bar
- Insulating comb tip
- 3 IDC jumper
- 4 Shield connector

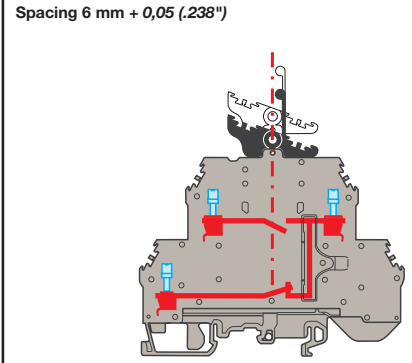
R See section on markers marking method

M 4/6.D2.S1R



This closed block directs a signal either to the upper deck (contact control pull lever in high position), or to the lower deck (pull lever in low position) with just one operation.

M 4/6.D2.S1R.T



Block M4/6.D2.S1R equipped with 3 test socket-screws DIA. 2 mm or DIA. 2,3 mm.

Color	Type	Part numbers	Color	Type	Part numbers
-------	------	--------------	-------	------	--------------

Grey with black **M 4/6.D2.S1R** 1SNA 199 452 R2500
contact control pull lever

With 3 test socket-screws DIA. 2 mm
Grey with black **M 4/6.D2.S1R.T** 1SNA 199 456 R2100
contact control pull lever
With 3 test socket-screws DIA. 2,3 mm
Grey with black **M 4/6.D2.S1R.T23** 1SNA 199 455 R2000
contact control pull lever

Characteristics

Wire size		IEC		UL/CSA
		NFC	DIN	
Screw clamp	Rigid	0,2-4 mm ²		24-10 AWG
	Flexible	0,2-4 mm ²		24-10 AWG

Characteristics

Wire size		IEC		UL/CSA
		NFC	DIN	
Screw clamp	Rigid	0,2-4 mm ²		24-10 AWG
	Flexible	0,2-4 mm ²		24-10 AWG

Voltage		Current	
Rated	500 V	Rated	10 A
Impulse withstand	6 kV	Rated	10 A
Pollution degree	3	Rated	10 A

Voltage		Current	
Rated voltage	500 V	Rated	10 A
Impulse withstand	6 kV	Rated	10 A
Pollution degree	3	Rated	10 A

Wire size		Part number	
Rated/gauge	4 mm ² / A4	Rated/gauge	10 AWG
Wire stripping length	Recommended screwdriver	Recommended torque	Protection
9,5 mm .374 "	4 mm .157"	0,5-0,8 Nm 4.4-7.1 lb.in	IP 20 NEMA 1

Wire size		Part number	
Rated/gauge	4 mm ² / A4	Rated/gauge	10 AWG
Wire stripping length	Recommended screwdriver	Recommended torque	Protection
9,5 mm .374 "	4 mm .157"	0,5-0,6 Nm 4.4-5.3 lb.in	IP 20 NEMA 1

Type	Part number
PC6 V2 35 A 2 poles	1SNA 113 546 R1400
PC6 V2 35 A 3 poles	1SNA 116 536 R0500
PC6 V2 35 A 4 poles	1SNA 116 537 R0600
PC6 V2 35 A 10 poles	1SNA 113 548 R2600
EIP V2	1SNA 113 550 R2400
AD2.5 V2 24 A	1SNA 114 205 R2000
CBD2S	1SNA 178 408 R1400
RC65 - RC610 Sides of block and top of pull lever	

Type	Part number
FC2(1) DIA. 2 mm	1SNA 007 865 R2600
PC6 V2 35 A 2 poles	1SNA 113 546 R1400
PC6 V2 35 A 3 poles	1SNA 116 536 R0500
PC6 V2 35 A 4 poles	1SNA 116 537 R0600
PC6 V2 35 A 10 poles	1SNA 113 548 R2600
EIP V2	1SNA 113 550 R2400
AD2.5 V2 24 A	1SNA 114 205 R2000
CBD2S	1SNA 178 408 R1400
RC65 - RC610 Sides of block and top of pull lever	

(1) For M 4/6.D2.S1R.T only

Heavy duty switch terminal blocks with removable plug

Screw clamp

DIN 1 - DIN 3



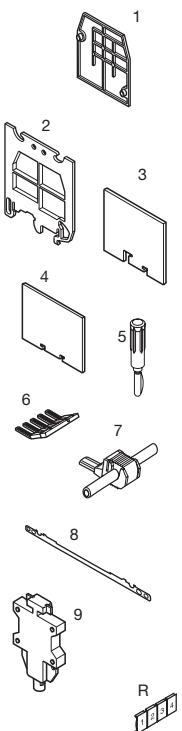
End stop		th. 9 mm	BADL	V0	1SNA 399 903 R0200
End stop		th. 10 mm	BAM2	V2	1SNA 206 351 R1600
End stop		th. 10 mm	BAM2 V0	V0	1SNA 296 351 R0000
Rail		35 x 7,5 x 1	PR3.Z2		1SNA 174 300 R1700
Rail		35 x 15 x 2,3	PR4		1SNA 168 500 R1200
Rail		35 x 15 x 1,5	PR5		1SNA 168 700 R2200
Rail		32 x 15 x 1,5	PR1.Z2		1SNA 163 050 R0400

Other end stops, rails and accessories : see section on accessories.

Notes

The use of some accessories may decrease the block's voltage rating. For more information, consult us.

Accessories

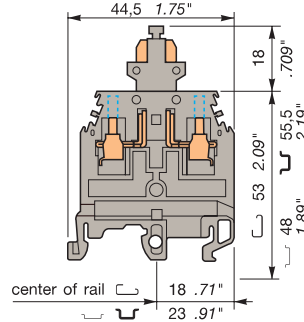


1	End section	grey	FEM62	th. 3 mm	1SNA 114 994 R0700
		orange	FEM62	th. 3 mm	1SNA 103 612 R2500
2	Separator end section (rail)	grey	SCFM6	th. 3 mm	1SNA 114 825 R0500
3	Separator end section	grey	SCFEX1 ⁽¹⁾	th. 2,4 mm	1SNA 103 619 R0400
4	Separator end section	grey	SCFEX3 ⁽¹⁾	th. 2,4 mm	1SNA 103 620 R0100
5	Test plug		FC2	DIA. 2 mm	1SNA 007 865 R2600
6	Comb type jumper bar	35 A	PC61	10 poles	1SNA 163 311 R2200
7	IDC jumper		AD2,5		1SNA 114 205 R2000
8	Shield connector		CBM5	th. 0,5 mm	1SNA 178 745 R1400
			CBM8	th. 0,8 mm	1SNA 178 746 R1500
9	Removable plug		6E	delivered with block	1SNA 117 280 R2200

R See section on markers marking method

M 4/6.SNBT3

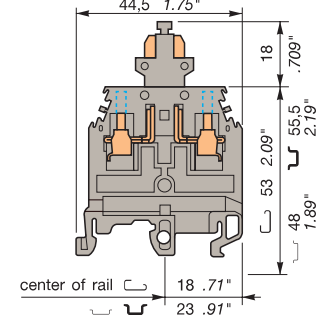
Spacing 6 mm + 0,05 (.238")



6 mm block - Switch connection by removable plug - Equipped with two test socket screws DIA. 2 mm / .079".

M 4/6.SNBTA

Spacing 6 mm (.236")



6 mm block - Switch connection by removable plug - Equipped with two test socket screws DIA. 2,3 mm / .090".

		Colour	Type	Part numbers
	Grey	Grey	M 4/6.SNBT3	1SNA 115 439 R1300

		Colour	Type	Part numbers
	Grey	Grey	M 4/6.SNBTA	1SNA 115 496 R0500

Characteristics

Wire size		IEC	UL	CSA
		NFC DIN		
Screw clamp	Rigid	0,5-4 mm ²	22-10 AWG	24-12 AWG
	Flexible	0,5-4 mm ²	22-10 AWG	24-12 AWG

Voltage	Rated	320 V	300 V	300 V
	Impulse withstand	4 kV		
	Pollution degree	3		

Current	Rated	10 A	20 A	10 A
----------------	-------	------	------	------

Wire size		IEC	UL	CSA
		NFC DIN		
Screw clamp	Rigid	0,5-4 mm ²	22-10 AWG	24-12 AWG
	Flexible	0,5-4 mm ²	22-10 AWG	24-12 AWG

Characteristics

Wire size		IEC	UL	CSA
		NFC DIN		
Screw clamp	Rigid	0,5-4 mm ²		
	Flexible	0,5-4 mm ²		

Voltage	Rated	320 V		
	Impulse withstand	4 kV		
	Pollution degree	3		

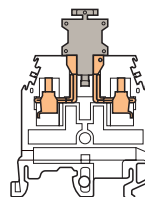
Current	Rated	10 A		
----------------	-------	------	--	--

Wire size		IEC	UL	CSA
		NFC DIN		
Screw clamp	Rigid	0,5-4 mm ²		
	Flexible	0,5-4 mm ²		

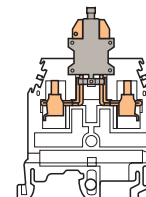
Type	Part numbers
FEM62	th. 3 mm 1SNA 114 994 R0700
FEM62	th. 3 mm 1SNA 103 612 R2500
SCFM6	th. 3 mm 1SNA 114 825 R0500
SCFEX1 ⁽¹⁾	th. 2,4 mm 1SNA 103 619 R0400
SCFEX3 ⁽¹⁾	th. 2,4 mm 1SNA 103 620 R0100
FC2	DIA. 2 mm 1SNA 007 865 R2600
PC61	10 poles 1SNA 163 311 R2200
AD2,5	1SNA 114 205 R2000
CBM5	th. 0,5 mm 1SNA 178 745 R1400
CBM8	th. 0,8 mm 1SNA 178 746 R1500
6E	delivered with block 1SNA 117 280 R2200

Type	Part numbers
FEM62	th. 3 mm 1SNA 114 994 R0700
FEM62	th. 3 mm 1SNA 103 612 R2500
SCFM6	th. 3 mm 1SNA 114 825 R0500
SCFEX1 ⁽¹⁾	th. 2,4 mm 1SNA 103 619 R0400
SCFEX3 ⁽¹⁾	th. 2,4 mm 1SNA 103 620 R0100
PC61	10 poles 1SNA 163 311 R2200
AD2,5	1SNA 114 205 R2000
CBM5	th. 0,5 mm 1SNA 178 745 R1400
CBM8	th. 0,8 mm 1SNA 178 746 R1500
6E	delivered with block 1SNA 117 280 R2200

Removable plug position closed circuit

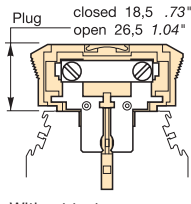
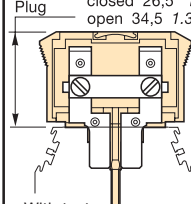
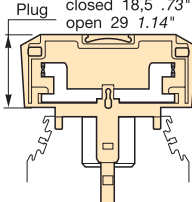
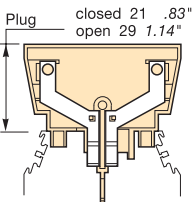
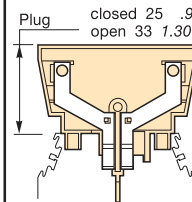
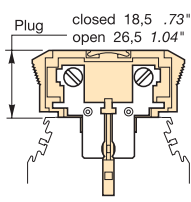
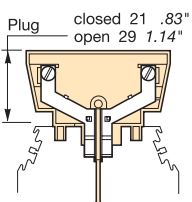
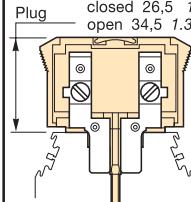
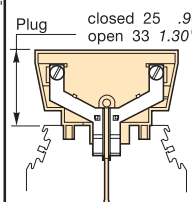
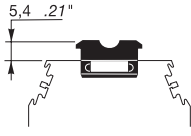
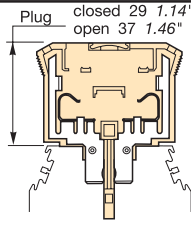
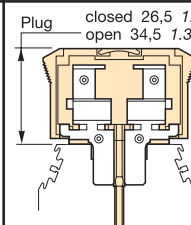
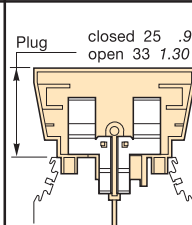


Removable plug position open circuit



RC65 - RC610 Sides of block
(1) End sections and separators snapped on rails.

RC65 - RC610 Sides of block

Selection guide for different types of plugs		Block spacing 5 mm	Block spacing 6 mm	Block spacing 8 mm		
Types of plugs	Types of fuses	MA 2,5/5.SB	M 4/6.SB M 4/6.SBT.4A M 4/6.D2.SB	M 4/6.S	M 6/8.SB	M 6/8.S
Switching function	Short-circuit plug		 <p>Plug closed 18,5 .73" open 26,5 1.04"</p> <p>Without test BNC62 1SNA 116 853 R1300 BNC62 V0 1SNA 196 853 R1400</p>		 <p>Plug closed 26,5 1.04" open 34,5 1.36"</p> <p>With test BNCT82 1SNA 116 926 F0400 BNCT82 V0 1SNA 196 926 F0500</p>	
	Plug with solder tags	 <p>Plug closed 18,5 .73" open 29 1.14"</p> <p>BNS5 1SNA 116 702 F2400 BNS5 V0 1SNA 196 702 F2500</p>		 <p>Plug closed 21 .83" open 29 1.14"</p> <p>BNS6 1SNA 113 240 F0500</p>		 <p>Plug closed 25 .98" open 33 1.30"</p> <p>BNS8 1SNA 113 794 F1500</p>
Fuse protection function	Plug with solder tags and screws (1)	<p>Soldered fuses type FUBS - 0,5 to 5 A - 250 V</p> <p>Flat fuses type FUPLV - 1 to 5 A - 250 V</p>	 <p>Plug closed 18,5 .73" open 26,5 1.04"</p> <p>BNSV62 1SNA 116 854 R1400 BNSV62 V0 1SNA 196 854 R1500</p>	 <p>Plug closed 21 .83" open 29 1.14"</p> <p>BNSV6 1SNA 114 348 F0600</p>	 <p>Plug closed 26,5 1.04" open 34,5 1.36"</p> <p>BNSV82 1SNA 116 927 F0500 BNSV82 V0 1SNA 196 927 F0600</p>	 <p>Plug closed 25 .98" open 33 1.30"</p> <p>BNSV8 1SNA 114 349 F0700</p>
	Fuse holder plug	<p>Automotive miniature fuses (2) type MINI®Blade fuse 2 A to 3 A - 32 V maxi</p>	 <p>5,4 .21"</p> <p>BFAUTO 1SNA 299 486 F2400 V0 black</p>			
	Fuse holder plug	<p>Fuses 5 x 20 type FU520 - 0,5 to 5 A - 250 V</p> <p>Fuses 5 x 25 type FU525 - 1,6 to 6,3 A - 250 V</p>	 <p>Plug closed 29 1.14" open 37 1.46"</p> <p>BNF652 1SNA 116 998 R1500 BNF652 V0 (R) 1SNA 196 998 R1600 BNF652D (R) 1SNA 116 999 R1600 BNF652D1 (R) 1SNA 116 966 R1400 BNF652L (R) 1SNA 116 967 R1500</p>		 <p>Plug closed 26,5 1.04" open 34,5 1.36"</p> <p>BNF52 1SNA 116 924 F0200 BNF52 V0 1SNA 196 924 F0300</p>	 <p>Plug closed 25 .98" open 33 1.30"</p> <p>BNF5 1SNA 113 795 R1600</p>

Types of fuses

Soldered fuses 250 V

FUBS	0,5 A	1SNA 174 893 R1600
FUBS	1 A	1SNA 174 894 R1700
FUBS	2 A	1SNA 174 895 R1000
FUBS	3 A	1SNA 174 896 R1100
FUBS	5 A	1SNA 174 897 R1200

Flat fuses 250 V

FUPLV	1 A	1SNA 008 096 F2000
FUPLV	2 A	1SNA 008 097 R2100
FUPLV	5 A	1SNA 008 098 F0200

Fuses 5 x 20 mm 250 V

FU520	0,5 A	1SNA 008 288 R1500
FU520	1 A	1SNA 008 290 R1300
FU520	2 A	1SNA 008 291 R0000
FU520	3.15 A	1SNA 008 289 R1600
FU520	5 A	1SNA 008 292 F0100

Automotive miniature fuses 32 V max.

FUAUTO	2 A	1SNA 179 879 R1400
FUAUTO	3 A	1SNA 179 880 F0200

Fuses 5 x 25 mm 250 V

FU525	1.6 A	1SNA 167 546 R2200
FU525	2 A	1SNA 167 547 R2300
FU525	2.5 A	1SNA 167 548 F0400
FU525	4 A	1SNA 167 549 F0500
FU525	6.3 A	1SNA 167 550 F0200

Note : (1) Compatible with electronic components max. diameter or thickness for components : - plug BNSV62 : 4 mm / .157" max. - plug BNSV82 : 6 mm / .236" max.
 (2) For all fuses, the dissipated load should remain under 0,8 W. (3) With LED 24 V AC/DC. (4) With LED 48 V AC/DC. (5) With neon lamp 110-230 V AC/DC.
 (6) Except M 4/6.D2.SB

Heavy duty switch terminal blocks with plug

Screw clamp

DIN 1 - DIN 3



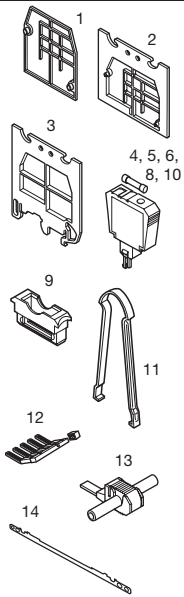
End stop		th. 9 mm	BADL	V0	1SNA 399 903 R0200
End stop		th. 10 mm	BAM2	V2	1SNA 206 351 R1600
End stop		th. 10 mm	BAM2 V0	V0	1SNA 296 351 R0000
Rail		35 x 7,5 x 1	PR3.Z2		1SNA 174 300 R1700
Rail		35 x 15 x 2,3	PR4		1SNA 168 500 R1200
Rail		35 x 15 x 1,5	PR5		1SNA 168 700 R2200
Rail		32 x 15 x 1,5	PR1.Z2		1SNA 163 050 R0400

Other end stops, rails and accessories : see section on accessories.

Notes

The use of some accessories may decrease the block's voltage rating. For more information, consult us.

Accessories

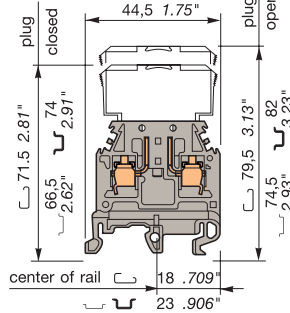


1	End section	grey beige		
2	Separator end section (block)			
3	Separator end section (rail)			
4	Short circuit plug(2)			
5	Short circuit plug+test(2)			
6	Plug with solder tags (2)			
7	Plug with solder tags and screw(2)			
8	Plug equipped with a diode (1N 4007)			
9	Fuse-holder plug for car manufact.(2)			
10	Fuse-holder plug (for fuses 5x20 or 5x25)(2) BNF652 with LED 24 V AC/DC BNF652 with LED 48 V AC/DC BNF652 with neon 110/230 V AC/DC			
11	Plug extractor			
12	Comb-type jumper bar			
13	IDC jumper			
14	Shield connector			

R See section on markers marking method

MA 2,5/5.SB

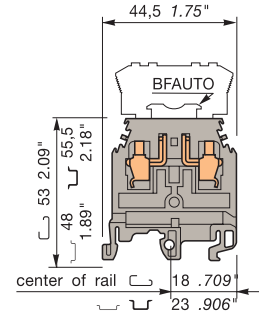
Spacing 5 mm (.197")



5 mm block - switch connection by polarized plug delivered separately.

M 4/6.SB

Spacing 6 mm + 0,05 (.238")



5 mm block - switch connection by polarized plug delivered separately.



Colour	Type	Part numbers
Grey		MA 2,5/5.SB 1SNA 115 506 R1700

Colour	Type	Part numbers
Grey		M 4/6.SB 1SNA 115 435 R0700
Beige V0		M 4/6.SB.V0 1SNA 195 435 R0000

Characteristics

Wire size	IEC		UL	CSA
	NFC	DIN		
Screw clamp	Rigid	0,5-4 mm ²		
	Flexible	0,5-2,5 mm ²		

Characteristics

Wire size	IEC		UL	CSA
	NFC	DIN		
Screw clamp	Rigid	0,5-4 mm ²	22-10 AWG	20-12 AWG
	Flexible	0,5-4 mm ²	22-10 AWG	20-12 AWG

Voltage		Current	
Rated	320 V(3)	Rated	10 A
Impulse withstand	4 kV		
Pollution degree	3		

Voltage		Current	
Rated	250 V(3)	300 V	300 V
Impulse withstand	4 kV		
Pollution degree	3		

Wire size		Protection	
Rated	2,5 mm ² / A3	IP 20	NEMA 1

Wire size		Protection	
Rated	4 mm ² / A4	10 AWG	12 AWG

Wire stripping length (screw)	Recommended screwdriver(screw)	Recommended torque (screw)	Protection
10 mm .394 "	3,5 mm .138 "	0,4-0,6 Nm 3.5-5.3 lb.in	IP 20 NEMA 1

Wire stripping length (screw)	Recommended screwdriver(screw)	Recommended torque (screw)	Protection
9,5 mm .374 "	4 mm .157 "	0,5-0,8 Nm 4.4-7.1 lb.in	IP 20 NEMA 1

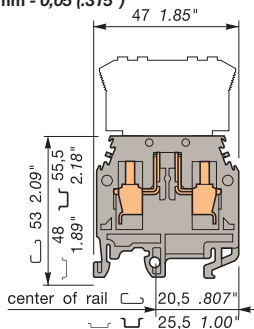
Type	Part numbers
FEM6	th. 2,8 mm 1SNA 118 368 R1600
SCF6	th. 3 mm 1SNA 118 707 R0300
SCFM6	th. 3 mm 1SNA 114 825 R0500
BNS5 BNS5 V0	1SNA 116 702 R2400 1SNA 196 702 R2500
EXBN2	1SNA 171 018 R2000
CBM5 CBM8	th. 0,5 mm 1SNA 178 745 R1400 th. 0,8 mm 1SNA 178 746 R1500

Type	Part numbers
FEM62	th. 3 mm 1SNA 114 994 R0700
FEM62 V0	th. 3 mm 1SNA 194 994 R0000
SCF6	th. 3 mm 1SNA 118 707 R0300
SCFM6	th. 3 mm 1SNA 114 825 R0500
BNC62	th. 6 mm 1SNA 116 853 R1300
BNC62 V0	th. 6 mm 1SNA 196 853 R1400
BNSV62 BNSV62 V0	1SNA 116 854 R1400 1SNA 196 854 R1500
BNS6DG1	1SNA 400 146 R0000
BFAUTO	V0 black 1SNA 299 486 R2400
BNF652	th. 6 mm 1SNA 116 998 R1500
BNF652V0	V0 th. 6 mm 1SNA 196 998 R1600
BNF652 D (1)	th. 6 mm 1SNA 116 999 R1600
BNF652 D1(1)	th. 6 mm 1SNA 116 966 R1400
BNF652 L (1)	th. 6 mm 1SNA 116 967 R1500
EXBN2	1SNA 171 018 R2000
PC61	35 A 10 poles 1SNA 163 311 R2200
AD2,5	24 A 1SNA 114 205 R2000
CBM5	th. 0,5 mm 1SNA 178 745 R1400
CBM8	th. 0,8 mm 1SNA 178 746 R1500

RC510 on plug RC55 - RC510 Block sides RC610 on plug RC65 - RC610 Block sides
 Note : (1) Leakage current : - with LED 24V or 48V : < 1,6 mA. (3) Insulation voltage - operating voltage : according to fuse.
 - with neon lamp 110 or 230 V AC/DC : < 0,5 mA.
 (2) See selection guide for dimensions of plug and types of fuses to use.

M 6/8.SB

Spacing 8 mm - 0,05 (.315")



8 mm block - switch connection by polarized plug delivered separately.



Colour	Type	Part numbers
Grey	<input type="checkbox"/> M 6/8.SB	1SNA 115 436 R0000
Beige V0	<input type="checkbox"/> M 6/8.SB.V0	1SNA 195 436 R0100

Characteristics

Wire size

		IEC NFC DIN	UL	CSA
Screw clamp	Rigid	0,5-10 mm ²	22-10 AWG	20-12 AWG
	Flexible	0,5-6 mm ²	22-10 AWG	20-12 AWG

Voltage

Rated	400 V(3)	300 V	300 V
Impulse withstand	4 kV		
Pollution degree	3		

Current

Rated	15 A	20 A	10 A
-------	------	------	------

Wire size

Rated	6 mm ² / A5	10 AWG	12 AWG
Wire stripping length	Recommended screwdriver	Recommended torque	Protection
12 mm .472"	4-5 mm .157" - .197"	0,8-1 Nm 7.1-8.9 lb.in	IP 20 NEMA 1

Type Part numbers

FEM8	th. 3 mm	1SNA 113 373 R2600
FEM8 V0	V0 th. 3 mm	1SNA 193 373 R2700
BNCT82	grey	1SNA 116 926 R0400
BNCT82 V0	V0 beige	1SNA 196 926 R0500
BNSV82	grey	1SNA 116 927 R0500
BNSV82 V0	V0 beige	1SNA 196 927 R0600
BNF52	grey	1SNA 116 924 R0200
BNF52	orange	1SNA 105 133 R1700
BNF52 V0	V0 beige	1SNA 196 924 R0300

EXBN2		1SNA 171 018 R2000
PC8 (4)	50 A 10 poles	1SNA 163 313 R2400
AD2,5	24 A	1SNA 114 205 R2000

RC610On plug RC810 Sides of block
(4) Other pole numbers, see accessories.

BFAUTO

Fuse holder plug for automotive "miniature" fuse

The fuse holder plug **BFAUTO** is a clever solution for a fuse application in a tight space : spacing 6 mm.

The BFAUTO holds "miniature" automotive fuses type **MINI® Blade** and can be plugged into ENTRELEC heavy duty switch terminal blocks spacing 6 mm. It can be used with Screw clamp and insulation displacement, ADO terminal blocks (see right column).

It can be used with test plugs FC2 or test devices on screw head DCJ or DCG.

MINI® Blade Fuse is a **LITTLEFUSE** trade mark.

Type	Part numbers
Fuse holder plug	
BFAUTO black V0	1SNA 299 486 R2400
Fuses - 32 V max.	
FUAUTO 2A	1SNA 179 879 R1400
FUAUTO 3A	1SNA 179 880 R0200
FUAUTO 5A	1SNA 211 277 R0000
Extraction tool	
EXBN2	1SNA 171 018 R2000

Characteristics

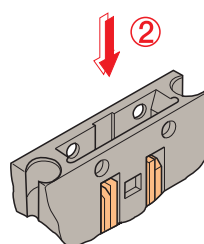
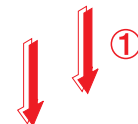
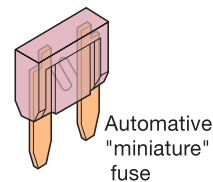
		IEC NFC DIN	UL	CSA
Rated		320 V (1)		
Impulse withstand		3 kV		
Pollution degree		3		

Current

Rated	3 A maxi
-------	----------

(1) Insulation voltage of the plug.
Use voltage according to fuse.
For all fuses, the power loss must remain under 0,8 W.

MOUNTING

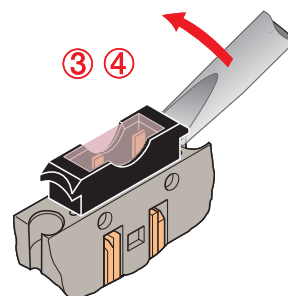


1 - Insert the miniature fuse into the BFAUTO plug.

2 - Insert the assembly (fuse + BFAUTO plug) into the terminal block by pushing on the fuse.

Switch terminal block spacing 6 mm

REMOVAL

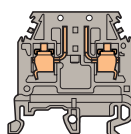


3 - Remove the assembly fuse + BFAUTO plug manually or with a screwdriver making a rotative action or with the help of the EXBN2 extraction tool.

4 - Remove manually the fuse out of the BFAUTO plug.

M 4/6.SB

Spacing 6 mm + 0,05(.238")



M 4/6.SB 1SNA 115 435 R0700

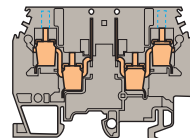
Limited to 3 A
FUAUTO maxi. fuses.

Characteristics and accessories

See standard block
M 4/6.SB

M 4/6.SBT.4A

Spacing 6 mm + 0,05 (.238")



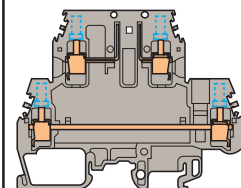
M 4/6.SBT.4A 1SNA 115 555 R1700

Limited to 3 A
FUAUTO maxi. fuses.

See standard block
M 4/6.SBT.4A

M 4/6.D2.SB

Spacing 6 mm + 0,05 (.238")



M 4/6.D2.SB 1SNA 115 702 R2300

Limited to 3 A
FUAUTO maxi. fuses.

See standard block
M 4/6.D2.SB

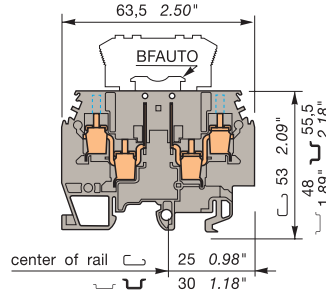
Heavy duty switch terminal blocks with plug

Double Screw clamp

 DIN 1 - DIN 3

M 4/6.SBT.4A

Spacing 6 mm + 0,05 (.238")



6 mm block - switch connection by polarized plug delivered separately, equipped with 2 test socket-screws DIA. 2 mm.



Colour	Type	Part numbers
Grey	<input type="checkbox"/> M 4/6.SBT.4A	1SNA 115 555 R1700
Beige V0	<input type="checkbox"/> M 4/6.SBT.4A.V0	1SNA 195 555 R1000








Characteristics

Wire size		IEC	UL	CSA
		NFC	DIN	
Screw clamp	Rigid	0,5-4 mm ²		22-10 AWG
	Flexible	0,5-4 mm ²		22-10 AWG

Voltage			
Rated	250 V(2)		600 V
Impulse withstand	4 kV		
Pollution degree	3		

Current			
Nominale	10 A		6.3 A

Wire size			
Rated	4 mm ² / A4		
Wire stripping length	Recommended screwdriver	Recommended torque	Protection
9,5 mm .374 "	4 mm .157"	0,5-0,6 Nm 4.4-5.3 lb.in	IP 20 NEMA 1

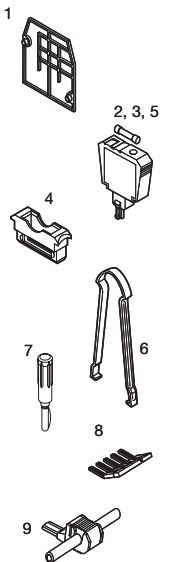
End stop		th. 9 mm	BADL	V0	1SNA 399 903 R0200
End stop		th. 10 mm	BAM2	V2	1SNA 206 351 R1600
End stop		th. 10 mm	BAM2 V0	V0	1SNA 296 351 R0000
Rail		35 x 7,5 x 1	PR3.Z2		1SNA 174 300 R1700
Rail		35 x 15 x 2,3	PR4		1SNA 168 500 R1200
Rail		35 x 15 x 1,5	PR5		1SNA 168 700 R2200
Rail		32 x 15 x 1,5	PR1.Z2		1SNA 163 050 R0400

Other end stops, rails and accessories : see section on accessories.

Notes

The use of some accessories may decrease the block's voltage rating. For more information, consult us.

Accessories



- 1 End section grey/beige
- 2 Short circuit plug(3)
- 3 Plug with solder tags and screw(3)
- 4 Fuse-holder plug for automotive fuse (3)
- 5 Fuse-holder plug (for fuses 5x20 or 5x25)
BNF652 with LED 24 V AC/DC
BNF652 with LED 48 V AC/DC
BNF652 with neon 110/230VAC/DC(3)
- 6 Plug extractor
- 7 Test plug
- 8 Comb-type jumper bar 35 A
- 9 IDC jumper

Type	Part numbers
FEM6.4A	th. 3 mm 1SNA 116 629 R2200
FEM4A V0 V0	th. 3 mm 1SNA 196 629 R2300
BNC62	th. 6 mm 1SNA 116 853 R1300
BNC62 V0 V0	th. 6 mm 1SNA 196 853 R1400
BNSV62	1SNA 116 854 R1400
BNSV2 V0 V0	1SNA 196 854 R1500
BFAUTO V0 black	1SNA 299 486 R2400
BNF652	th. 6 mm 1SNA 116 998 R1500
BNF652V0 V0	th. 6 mm 1SNA 196 998 R1600
BNF652 D (1)	th. 6 mm 1SNA 116 999 R1600
BNF652 D1(1)	th. 6 mm 1SNA 116 966 R1400
BNF652 L (1)	th. 6 mm 1SNA 116 967 R1500
EXBN2	1SNA 171 018 R2000
FC2	DIA. 2 mm 1SNA 007 865 R2600
PC61	10 poles 1SNA 163 311 R2200
AD2,5	1SNA 114 205 R2000



R See section on markers marking method

RC65 - RC610 Block sides RC610 on plug

Note : (1) Leakage current : - with LED 24V or 48V : < 1,6 mA. (3) Insulation voltage - operating voltage : according to fuse.
- with neon lamp 110 or 230V AC/DC : < 0,5 mA.
(2) See selection guide for dimensions of plug and types of fuses to use.

Switch terminal blocks with plug

Screw clamp

DIN 1 - DIN 3



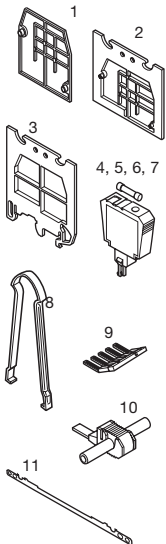
End stop		th. 9 mm	BADL	V0	1SNA 399 903 R0200
End stop		th. 10 mm	BAM2	V2	1SNA 206 351 R1600
End stop		th. 10 mm	BAM2 V0	V0	1SNA 296 351 R0000
Rail		35 x 7,5 x 1	PR3.Z2		1SNA 174 300 R1700
Rail		35 x 15 x 2,3	PR4		1SNA 168 500 R1200
Rail		35 x 15 x 1,5	PR5		1SNA 168 700 R2200
Rail		32 x 15 x 1,5	PR1.Z2		1SNA 163 050 R0400

Other end stops, rails and accessories : see section on accessories.

Notes

The use of some accessories may decrease the block's voltage rating. For more information, consult us.

Accessories



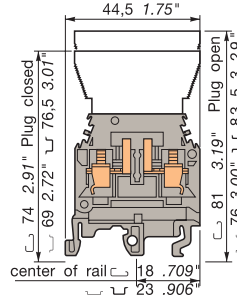
- 1 End section grey
- 2 Separator end section (block)
- 3 Separator end section (rail)
- 4 Plug with solder tags (4)
- 5 Plug with solder tags and screws (4)
- 6 Plug equipped with a diode (1N 4007)
- 7 Fuse-holder plug (for fuses 5x20 or 5x25) (4)
- 8 Plug extractor
- 9 Comb type jumper bar
- 10 IDC jumper
- 11 Shield connector



R See section on markers marking method

M 4/6.S

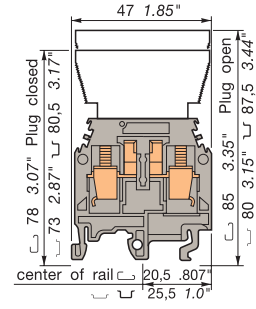
Spacing 6 mm + 0,05 (.238")



6 mm block - switch connection by polarized plug (delivered separately).

M 6/8.S

Spacing 8 mm - 0,05 (.315")



8 mm block - switch connection by polarized plug (delivered separately).

Colour	Type	Part numbers		Colour	Type	Part numbers
Grey	<input type="checkbox"/>	M 4/6.S	1SNA 115 213 R1000	Grey	<input type="checkbox"/>	M 6/8.S 1SNA 115 234 R1500

Characteristics				Characteristics							
Wire size				Wire size							
Screw	Rigid Flexible	IEC		UL	CSA	Screw	Rigid Flexible	IEC		UL	CSA
		NFC	DIN					NFC	DIN		
		0,5-4 mm ²		22-10 AWG				0,5-10 mm ²		22-8 AWG	
		0,5-4 mm ²		22-10 AWG				0,5-6 mm ²		22-8 AWG	

Voltage				Voltage			
Rated	160 V(5)		600 V	Rated	160 V(5)		600 V
Impulse withstand	2,5 kV			Impulse withstand	2,5 kV		
Pollution degree	3			Pollution degree	3		
Current				Current			
Rated	10 A		10 A	Rated	16 A		20 A
Wire size				Wire size			
Rated / Gauge	4 mm ² / A4		10 AWG	Rated / Gauge	6 mm ² / A5		8 AWG
Wire stripping length	Recomm. screwdriver	Recomm. torque	Protection	Wire stripping length	Recomm. screwdriver	Recomm. torque	Protection
9,5 mm .374 "	4 mm .157"	0,5-0,8 Nm 4.4-7.1 lb.in	IP 20 NEMA 1	12 mm .472 "	4-5 mm .157" - .197"	0,8-1 Nm 7.1-8.9 lb.in	IP 20 NEMA 1

Type	Part numbers		Type	Part numbers	
FEM6	th. 2,8 mm	1SNA 118 368 R1600	FEM8	th. 3 mm	1SNA 113 373 R2600
SCF6	th. 3 mm	1SNA 118 707 R0300	SCFM6	th. 3 mm	1SNA 114 825 R0500
BNS6 (1)		1SNA 113 240 R0500	BNS8 (2)		1SNA 113 794 R1500
BNSV6		1SNA 114 348 R0600	BNSV8		1SNA 114 349 R0700
BNS6DD1		1SNA 103 273 R0100	BNF5		1SNA 113 795 R1600
BNS6DG1		1SNA 103 275 R0300	EXBN2		1SNA 171 018 R2000
EXBN2		1SNA 171 018 R2000	PC61	35 A 10 poles	1SNA 163 311 R2200
PC61	35 A 10 poles	1SNA 163 311 R2200	AD2,5	24 A	1SNA 114 205 R2000
AD2,5	24 A	1SNA 114 205 R2000	CBM5	th. 0,5 mm	1SNA 178 745 R1400
CBM5	th. 0,5 mm	1SNA 178 745 R1400	CBM8	th. 0,8 mm	1SNA 178 746 R1500
CBM8	th. 0,8 mm	1SNA 178 746 R1500			

RC65 - RC610 Sides of block


Note : (1) Soldered connection max. 23 x 8 - thickness 4 mm. (2) Soldered connection max. 23 x 8 - thickness 6 mm. (3) For other pole numbers, see accessories. (4) See choice guide for dimensions of the plug and types of fuses to be used. (5) Insulation voltage - use voltage : according fuse.

RC810 Sides of block

Heavy duty switch terminal blocks with push-turn knob with self-cleaning contacts

Screw clamp

DIN 1 - DIN 3



End stop		th. 9 mm	BADL	V0	1SNA 399 903 R0200
End stop		th. 9,1 mm	BAM	V2	1SNA 103 002 R2600
End stop		th. 9,1 mm	BAM V0	V0	1SNA 199 306 R0300
Rail		35 x 7,5 x 1	PR3.Z2		1SNA 174 300 R1700
Rail		35 x 15 x 2,3	PR4		1SNA 168 500 R1200
Rail		35 x 15 x 1,5	PR5		1SNA 168 700 R2200
Rail		32 x 15 x 1,5	PR1.Z2		1SNA 163 050 R0400

Other end stops, rails and accessories : see section on accessories.

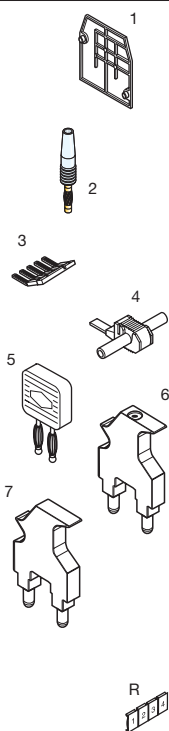
Notes

The use of some accessories may decrease the block's voltage rating. For more information, consult us.

- Self-cleaning contacts when opening and closing.
- Corrosion-proof compression clamp *
- Disturbed environment
- Specific for low level

* NC screw clamps on Ivory and Green versions.

Accessories

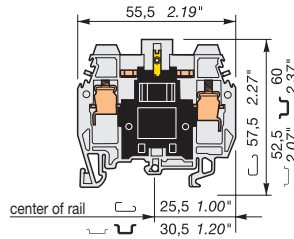


1	End section	grey
		ivory
2	Test plug	
3	Comb type jumper bar	50 A
		50 A
		50 A
4	IDC jumper	
5	Short-circuiting plug	
6	Short-circuiting plug with test socket DIA. 4 mm/.16"	
7	Short-circuiting plug without test	

R See section on marking method

M6/8.STP.CG

Spacing 8 mm - 0,05 (.315")



Switch terminal block by a yellow push-turn knob (1/4 turn), can be sealed in the open position. Block equipped with 2 test sockets DIA. 4 mm / .16".



Colour	Type	Part numbers
Grey	M6/8.STP.CG	1SNA 206 543 R0700
Ivory	ES8CG	1SNA 400 015 R2000
Green	ES8CG	1SNA 400 014 R2700

Characteristics

Wire size

		IEC 947-7-1	UL	CSA
Screw clamp	Rigid	0,5-10 mm ²		
	Flexible	0,5-6 mm ²		

Voltage

Rated	800 V	600 V	300 V
Impulse withstand			
Pollution degree			

Current

Rated	32 A		
-------	------	--	--

Wire size

Rated / Gauge	6 mm ²	8 AWG	8 AWG
Wire stripping length	Recomm. screwdriver	Recomm. torque	Protection
11 mm .433"	4 mm .157"	0,8-1 Nm 7,1-8,9 lb.in	IP 10

Accessories

Type	Part numbers
FEMT1 th. 2,8 mm	1SNA 113 137 R0200
FEMT1 th. 2,8 mm	1SNA 193 137 R0300
FC4 DIA. 4 mm	1SNA 167 860 R0100
PC8 2 poles	1SNA 116 538 R1700
PC8 3 poles	1SNA 116 539 R1000
PC8 4 poles	1SNA 116 540 R2500
PC8 10 poles	1SNA 163 313 R2400
AD2,5	1SNA 114 205 R2000
BP8.A4	1SNA 173 888 R2000
BNSTP1 light ivory	1SNA 196 792 R1700
BNSTP1 grey	1SNA 196 793 R1000
BNSTP2 red	1SNA 196 789 R2400
BNSTP2 grey	1SNA 196 790 R2100

RC810 Sides of block

Heavy duty switch terminal blocks with push-turn knob

Screw clamp

DIN 1 - DIN 3

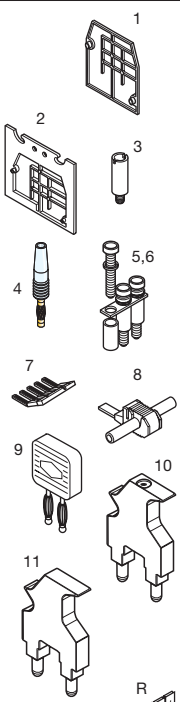
End stop		th. 9 mm	BADL	V0	1SNA 399 903 R0200
End stop		th. 10 mm	BAM2	V2	1SNA 206 351 R1600
End stop		th. 10 mm	BAM2 V0	V0	1SNA 296 351 R0000
Rail		35 x 7,5 x 1	PR3.Z2		1SNA 174 300 R1700
Rail		35 x 15 x 2,3	PR4		1SNA 168 500 R1200
Rail		35 x 15 x 1,5	PR5		1SNA 168 700 R2200
Rail		32 x 15 x 1,5	PR1.Z2		1SNA 163 050 R0400

Other end stops, rails and accessories : see section on accessories.

Notes

The use of some accessories may decrease the block's voltage rating. For more information, consult us.

Accessories

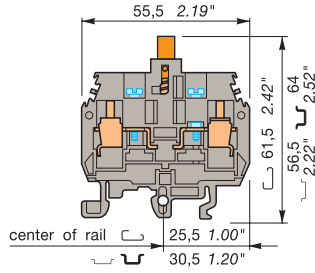


	Type	Part numbers
1	End section	grey FEMT1 th. 2,8 mm 1SNA 113 137 R0200
2	Circuit separator	grey SCFT1 th. 1 mm 1SNA 103 588 R2600
3	Test socket	
4	Test plug	FC4 DIA. 4 mm 1SNA 167 860 R0100
5	Assembled jumper bar	41 A
		41 A
		41 A
		41 A
		41 A
6	Post + screw + washer IP20	
7	Comb-type jumper bar	50 A PC8 2 poles 1SNA 116 538 R1700
		50 A PC8 3 poles 1SNA 116 539 R1000
		50 A PC8 10 poles 1SNA 163 313 R2400
8	IDC jumper	24 A AD2,5 1SNA 114 205 R2000
9	Short-circuiting plug (with two consecutive terminal blocks)	BP8.A4 1SNA 173 888 R2000
10	Short-circuiting plug with test socket DIA. 4 mm/.16"	BNSTP1 light ivory 1SNA 196 792 R1700
		BNSTP1 grey 1SNA 196 793 R1000
11	Short-circuiting plug without test	BNSTP2 red 1SNA 196 789 R2400
		BNSTP2 grey 1SNA 196 790 R2100

R See section on markers marking method

M 6/8.STP1

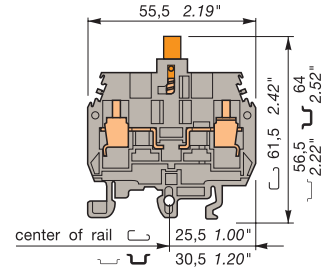
Spacing 8 mm - 0,05 (.315")



M 6/8.STP with an orange push-turn knob - Can be sealed in the open and closed position. Block equipped with 2 test sockets DIA. 4 mm / .16".

M 6/8.STP2

Spacing 8 mm - 0,05 (.315")



Switch connection by an orange push-turn knob (1/4 turn) which can be sealed in the open and closed position.

Colour	Type	Part numbers
Grey	<input type="checkbox"/> M 6/8.STP1	1SNA 115 529 R1500

Colour	Type	Part numbers
Grey	<input checked="" type="checkbox"/> M 6/8.STP2	1SNA 115 499 R1000

Characteristics				
Wire size		NFC DIN	UL	CSA
Screw clamp	Rigid	0,5-10 mm ²	22 - 8	8 AWG max.
	Flexible	0,5-6 mm ²		8 AWG max.
Voltage		Rated	500 V Gr.C	600 V
Impulse withstand				
Pollution degree				
Current		Rated	15 A	40 A 15 A
Wire size		Rated / Gauge	6 mm ²	8 AWG
Wire stripping length	Recomm. screwdriver	Recomm. torque	Protection	
			11 mm .433 "	4 mm .157"

Characteristics				
Wire size		NFC DIN	UL	CSA
Screw clamp	Rigid	0,5-10 mm ²	22 - 8	8 AWG max.
	Flexible	0,5-6 mm ²		8 AWG max.
Voltage		Rated	500 V Gr.C	600 V
Impulse withstand				
Pollution degree				
Current		Rated	15 A	40 A 15 A
Wire size		Rated / Gauge	6 mm ²	8 AWG
Wire stripping length	Recomm. screwdriver	Recomm. torque	Protection	
			11 mm .433 "	4 mm .157"

Type	Part numbers
RC810	Sides of block

Type	Part numbers
RC810	Sides of block








Note : (1) For block equipped with AL4.

Heavy duty switch terminal blocks with push-turn knob

Screw clamp

 DIN 1 - DIN 3



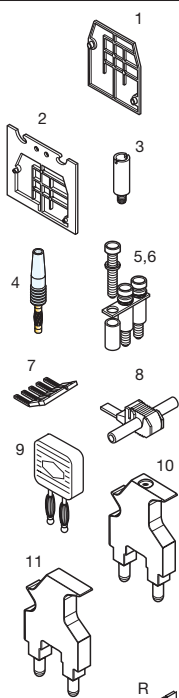
End stop		th. 9 mm	BADL	V0	1SNA 399 903 R0200
End stop		th. 10 mm	BAM2	V2	1SNA 206 351 R1600
End stop		th. 10 mm	BAM2 V0	V0	1SNA 296 351 R0000
Rail		35 x 7,5 x 1	PR3.Z2		1SNA 174 300 R1700
Rail		35 x 15 x 2,3	PR4		1SNA 168 500 R1200
Rail		35 x 15 x 1,5	PR5		1SNA 168 700 R2200
Rail		32 x 15 x 1,5	PR1.Z2		1SNA 163 050 R0400

Other end stops, rails and accessories : see section on accessories.

Notes

The use of some accessories may decrease the block's voltage rating. For more information, consult us.

Accessories

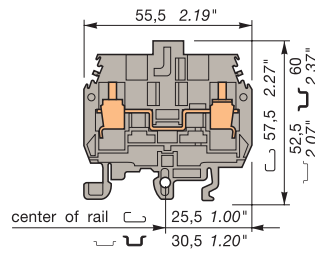


	Type	Part numbers
1	End section	grey FEMT1 th. 2,8 mm 1SNA 113 137 R0200
2	Circuit separator	grey SCFT1 th. 1 mm 1SNA 103 588 R2600
3	Test socket	AL4 DIA. 4 mm 1SNA 163 240 R1700
4	Test plug	FC4 (1) DIA. 4 mm 1SNA 167 860 R0100
5	Assembled jumper bar	41 A BJS8 2 poles 1SNA 164 581 R1300
		41 A BJS8 3 poles 1SNA 164 582 R1400
		41 A BJS8 4 poles 1SNA 164 583 R1500
		41 A BJS8 5 poles 1SNA 164 737 R2600
		41 A BJS8 10 poles 1SNA 164 584 R1600
		41 A BJS8 20 poles 1SNA 174 789 R0500
6	Post + screw + washer IP20	EV6l 1SNA 206 394 R0200
7	Comb-type jumper bar	50 A PC8 2 poles 1SNA 116 538 R1700
		50 A PC8 3 poles 1SNA 116 539 R1000
		50 A PC8 10 poles 1SNA 163 313 R2400
8	IDC jumper	24 A AD2,5 1SNA 114 205 R2000
9	Short-circuiting plug (with two consecutive terminal blocks)	BP8.A4 (1) 1SNA 173 888 R2000
10	Short-circuiting plug with test socket DIA. 4 mm/.16"	BNSTP1 (1) light ivory 1SNA 196 792 R1700
		BNSTP1 (1) grey 1SNA 196 793 R1000
11	Short-circuiting plug without test	BNSTP2 (1) red 1SNA 196 789 R2400
		BNSTP2 (1) grey 1SNA 196 790 R2100

R See section on markers marking method

M 6/8.STP3

Spacing 8 mm - 0,05 (.315")



8 mm non disconnect terminal block.

Colour	Type	Part numbers
Grey	<input type="checkbox"/> M 6/8.STP3	1SNA 115 500 R2500

Characteristics

Wire size		NFC DIN	UL	CSA
Screw clamp	Rigid	0,5-10 mm ²		8 AWG max.
	Flexible	0,5-6 mm ²		8 AWG max.

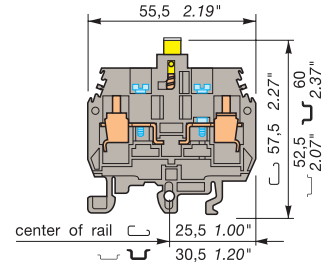
Voltage		500 V Gr.C	600 V
Rated		500 V Gr.C	600 V
Impulse withstand			
Pollution degree			

Current		46 A	15 A
Rated		46 A	15 A

Wire size		6 mm ²	8 AWG
Rated / Gauge		6 mm ²	8 AWG
Wire stripping length	Recomm. screwdriver	Recomm. torque	Protection
11 mm .433"	4 mm .157"	0,8-1 Nm 7,1-8,9 lb.in	IP 10

M 6/8.STP

Spacing 8 mm - 0,05 (.315")



Switch connection by a yellow push-turn knob (1/4 turn), white on top, sealed in the open position. Block equipped with 2 test sockets DIA. 4 mm / .16".

Colour	Type	Part numbers
Grey	<input type="checkbox"/> M 6/8.STP	1SNA 115 277 R2000

Characteristics

Wire size		NFC DIN	UL	CSA
Screw clamp	Rigid	0,5-10 mm ²	22-8 AWG	8 AWG max.
	Flexible	0,5-6 mm ²	22-8 AWG	8 AWG max.

Voltage		500 V Gr.C	600 V	600 V
Rated		500 V Gr.C	600 V	600 V
Impulse withstand				
Pollution degree				

Current		15 A	40 A	15 A
Rated		15 A	40 A	15 A

Wire size		6 mm ²	8 AWG	8 AWG
Rated / Gauge		6 mm ²	8 AWG	8 AWG
Wire stripping length	Recomm. screwdriver	Recomm. torque	Protection	
11 mm .433"	4 mm .157"	0,8-1 Nm 7,1-8,9 lb.in	IP 10	

Type	Part numbers
FEMT1 th. 2,8 mm	1SNA 113 137 R0200
SCFT1 th. 1 mm	1SNA 103 588 R2600
AL4 DIA. 4 mm	1SNA 163 240 R1700
FC4 (1) DIA. 4 mm	1SNA 167 860 R0100
BJS8 2 poles	1SNA 164 581 R1300
BJS8 3 poles	1SNA 164 582 R1400
BJS8 4 poles	1SNA 164 583 R1500
BJS8 5 poles	1SNA 164 737 R2600
BJS8 10 poles	1SNA 164 584 R1600
BJS8 20 poles	1SNA 174 789 R0500
EV6l	1SNA 206 394 R0200
PC8 2 poles	1SNA 116 538 R1700
PC8 3 poles	1SNA 116 539 R1000
PC8 10 poles	1SNA 163 313 R2400
AD2,5	1SNA 114 205 R2000
BP8.A4 (1)	1SNA 173 888 R2000
BNSTP1 (1) light ivory	1SNA 196 792 R1700
BNSTP1 (1) grey	1SNA 196 793 R1000
BNSTP2 (1) red	1SNA 196 789 R2400
BNSTP2 (1) grey	1SNA 196 790 R2100

Type	Part numbers
FEMT1 th. 2,8 mm	1SNA 113 137 R0200
SCFT1 th. 1 mm	1SNA 103 588 R2600
FC4 DIA. 4 mm	1SNA 167 860 R0100
PC8 2 poles	1SNA 116 538 R1700
PC8 3 poles	1SNA 116 539 R1000
PC8 10 poles	1SNA 163 313 R2400
AD2,5	1SNA 114 205 R2000
BP8.A4	1SNA 173 888 R2000
BNSTP1 light ivory	1SNA 196 792 R1700
BNSTP1 grey	1SNA 196 793 R1000
BNSTP2 red	1SNA 196 789 R2400
BNSTP2 grey	1SNA 196 790 R2100

RC810 Sides of block


Note : (1) For block equipped with AL4.

RC810 Sides of block

Terminal blocks for metering circuits

Screw clamp

DIN 1 - DIN 3



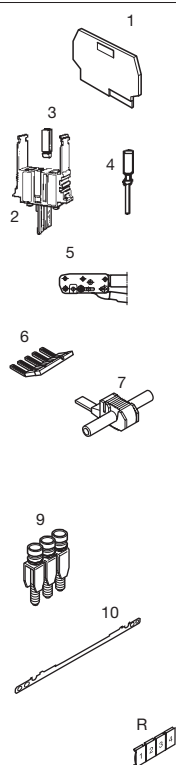
End stop		th. 9 mm	BADL	V0	1SNA 399 903 R0200
End stop		th. 10 mm	BAM2	V2	1SNA 206 351 R1600
End stop		th. 10 mm	BAM2 V0	V0	1SNA 296 351 R0000
Rail		35 x 7,5 x 1	PR3.Z2		1SNA 174 300 R1700
Rail		35 x 15 x 2,3	PR4		1SNA 168 500 R1200
Rail		35 x 15 x 1,5	PR5		1SNA 168 700 R2200
Rail		32 x 15 x 1,5	PR1.Z2		1SNA 163 050 R0400

Other end stops, rails and accessories : see section on accessories.

Notes

The use of some accessories may decrease the block's voltage rating. For more information, consult us. Metering is carried out easily by means of a plug connected to a metering instrument without disturbing the wiring.

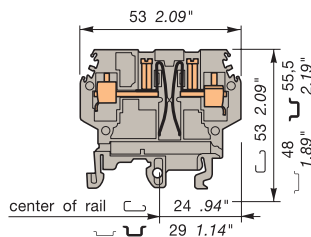
Accessories



Type	Part numbers
1 End section grey beige	FEMT3 th. 2,5 mm 1SNA 114 328 R2200 FEMT3V0 V0 th. 2,5 mm 1SNA 194 328 R2300
2 Plug	BNT1 (3) red 1SNA 105 012 R1100 BNT1 V0 (3) red 1SNA 199 135 R1700 BNT2 (3) grey 1SNA 114 329 R2300 BNT2 V0 (3) beige 1SNA 194 329 R2400 BNT3 (3) green 1SNA 105 011 R1000 BNT3 V0 (3) green 1SNA 199 136 R1000 CVABM (3) 1SNA 183 436 R0500
3 Assembly key for plugs	
4 Crimped pins	BRC (3) 1SNA 174 558 R0500 BRC (3) 1SNA 173 906 R2200 BRC (3) 1SNA 173 907 R2300 BRC (3) 1SNA 173 908 R0400 BRC (3) 1SNA 174 601 R0100
5 Crimping tool for BRC	PSC (3) 1SNA 173 181 R1300
6 Comb-type jumper bar	PC61 35 A 10 poles 1SNA 163 311 R2200
7 IDC jumper	AD2,5 1SNA 114 205 R2000
9 Assembled jumper bar	57 A 57 A (with IP20 protection) 57 A 57 A 57 A
10 Shield connector	CBM5 th. 0,5 mm 1SNA 178 745 R1400 CBM8 th. 0,8 mm 1SNA 178 746 R1500
R See section on markers marking method	

M 4/6.ST

Spacing 6 mm (.236")



Standard terminal block delivered without plug.

Colour	Type	Part numbers
Tinned contact blades		
Grey	<input type="checkbox"/> M 4/6.ST.Sn	1SNA 115 313 R1400
Beige V0	<input type="checkbox"/> M 4/6.ST.Sn.V0	1SNA 195 313 R1500
Gold contact blades (2)		
Grey	<input type="checkbox"/> M 4/6.ST.Au	1SNA 115 314 R1500
Beige V0	<input type="checkbox"/> M 4/6.ST.Au.V0	1SNA 195 314 R1600

Characteristics

Wire size	NFC DIN			UL	CSA
	Rigid	Flexible			
Screw clamp	0,5-4 mm ²	0,5-4 mm ²	22-12 AWG	22-12 AWG	22-12 AWG
Crimped (plug)	0,22 to 2,5 mm ² according to pin 24-12 AWG				

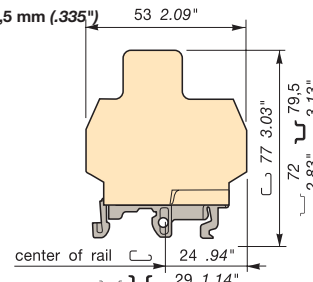
Voltage	Rated	500 V Gr.C	300 V	150 V
Impulse withstand				
Pollution degree				

Current	Rated	5 A (1)	10 A	5 A
Wire size				

Rated / Gauge	4 mm ²	12 AWG	12 AWG
Wire stripping length	4 mm .157"	Recomm. torque 0,5-0,8 Nm 4,4-7,1 lb.in	Protection

M 4/8,5.STI

Spacing 8,5 mm (.335")



M 4/8,5.STI block equipped with a keyed end section recommended for "current" circuits. Delivered without plug.

Colour	Type	Part numbers
Tinned contact blades		
Grey	<input type="checkbox"/> M 4/8,5.STI.Sn	1SNA 115 315 R1600
Beige V0	<input type="checkbox"/> M 4/8,5.STI.Sn.V0	1SNA 195 315 R1700
Gold contact blades (2)		
Grey	<input type="checkbox"/> M 4/8,5.STI.Au	1SNA 115 316 R1700
Beige V0	<input type="checkbox"/> M 4/8,5.STI.Au.V0	1SNA 195 316 R1000

Characteristics

Wire size	NFC DIN			UL	CSA
	Rigid	Flexible			
Screw clamp	0,5-4 mm ²	0,5-4 mm ²	22-12 AWG	22-12 AWG	22-12 AWG
Crimped (plug)	0,22 to 2,5 mm ² according to pin 24-12 AWG				

Voltage	Rated	500 V Gr.C	300 V	150 V
Impulse withstand				
Pollution degree				

Current	Rated	5 A (1)	10 A	5 A
Wire size				

Rated / Gauge	4 mm ²	12 AWG	12 AWG
Wire stripping length	4 mm .157"	Recomm. torque 0,5-0,8 Nm 4,4-7,1 lb.in	Protection

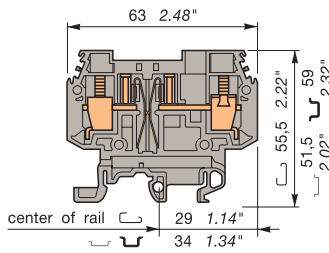
Type	Part numbers
BNT3 green 1SNA 105 011 R1000 BNT3 V0 (3) green 1SNA 199 136 R1000	
BRC (3) 1SNA 174 558 R0500 BRC (3) 1SNA 173 906 R2200 BRC (3) 1SNA 173 907 R2300 BRC (3) 1SNA 173 908 R0400 BRC (3) 1SNA 174 601 R0100 PSC (3) 1SNA 173 181 R1300	
AD2,5 1SNA 114 205 R2000	
CBM5 th. 0,5 mm 1SNA 178 745 R1400 CBM8 th. 0,8 mm 1SNA 178 746 R1500	

Type	Part numbers
BNT3 green 1SNA 105 011 R1000 BNT3 V0 (3) green 1SNA 199 136 R1000	
BRC (3) 1SNA 174 558 R0500 BRC (3) 1SNA 173 906 R2200 BRC (3) 1SNA 173 907 R2300 BRC (3) 1SNA 173 908 R0400 BRC (3) 1SNA 174 601 R0100 PSC (3) 1SNA 173 181 R1300	
AD2,5 1SNA 114 205 R2000	
CBM5 th. 0,5 mm 1SNA 178 745 R1400 CBM8 th. 0,8 mm 1SNA 178 746 R1500	

Note : (1) Maximum withstand current : 30 A - 1 second. (2) With gold contact blades (Au-Ni) low level use : current min. = 1 mA - voltage min. = 1 V. (3) Use AMP 47 386 crimping tool for 24-22 AWG conductors and AMP 47 387 for 16 AWG and larger conductors. For crimping and assembly data : see section on modular test connectors.

M 10/10.ST-Sn

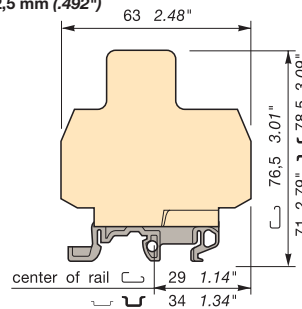
Spacing 10 mm (.394")



Standard terminal block delivered without plug.

M 10/12,5.STI-Sn

Spacing 12,5 mm (.492")



M 10/10.ST-Sn block equipped with a keyed end section recommended for "current" circuits. Delivered without plug.



Colour	Type	Part numbers
Tinned contact blades		
Grey	M 10/10.ST-Sn	1SNA 115 539 R1700
Beige V0	M 10/10.ST-Sn.V0	1SNA 195 539 R1000

Characteristics

Wire size		NFC DIN	UL	CSA
Screw clamp	Rigid	0,5-16 mm ²		20-8 AWG
	Flexible	0,5-10 mm ²		20-8 AWG

Voltage		500 V Gr.C	300 V
Rated			
Impulse withstand			
Pollution degree			

Current		15 A (1)	10 A
Rated			

Wire size		10 mm ²	8 AWG
Rated / Gauge			
Wire stripping length	Recomm. screwdriver	Recomm. torque	Protection
12 mm	5,5-6 mm	1,2-1,4 Nm	
.472"	.217" - .236"	10.6-12.3 lb.in	

Type	Part numbers	
FEMT5	th. 2,5 mm	1SNA 116 781 R1300
FEMT5V0	th. 2,5 mm	1SNA 196 781 R1400
BNT1	red	1SNA 105 012 R1100
BNT1 V0	red	1SNA 199 135 R1700
BNT2	grey	1SNA 114 329 R2300
BNT2 V0	beige	1SNA 194 329 R2400
BNT3	green	1SNA 105 011 R1000
BNT3 V0	green	1SNA 199 136 R1000
CVABM1		1SNA 116 783 R1500

BRC (2)		1SNA 174 558 R0500
BRC (2)		1SNA 173 906 R2200
BRC (2)		1SNA 173 907 R2300
BRC (2)		1SNA 173 908 R0400
BRC (2)		1SNA 174 601 R0100
PSC (2)		1SNA 173 181 R1300
PC10	70 A 10 poles	1SNA 163 315 R2600
AD2,5	24 A	1SNA 114 205 R2000

BJMI10	57 A 5 poles	1SNA 176 678 R1700
BJMI10	57 A 4 poles	1SNA 176 677 R0600
BJMI10	57 A 3 poles	1SNA 176 676 R0500
BJMI10	57 A 2 poles	1SNA 176 675 R0400
BJMI10	57 A 10 poles	1SNA 176 679 R1000
CBM5	th. 0,5 mm	1SNA 178 745 R1400
CBM8	th. 0,8 mm	1SNA 178 746 R1500

RC55 - RC510	RC1010	
--------------	--------	--

Note : (1) Maximum withstand current.
(2) Crimping and assembly : see section on modular connectors.



Colour	Type	Part numbers
Tinned contact blades		
Grey	M 10/12,5.STI-Sn	1SNA 115 540 R2400
Beige V0	M 10/12,5.STI-Sn.V0	1SNA 195 540 R2500

Characteristics

Wire size		NFC DIN	UL	CSA
Screw clamp	Rigid	0,5-16 mm ²		20-8 AWG
	Flexible	0,5-10 mm ²		20-8 AWG

Voltage		500 V Gr.C	300 V
Rated			
Impulse withstand			
Pollution degree			

Current		15 A (1)	10 A
Rated			

Wire size		10 mm ²	8 AWG
Rated / Gauge			
Wire stripping length	Recomm. screwdriver	Recomm. torque	Protection
12 mm	5,5-6 mm	1,2-1,4 Nm	
.472"	.217" - .236"	10.6-12.3 lb.in	

Type	Part numbers	
BNT3	green	1SNA 105 011 R1000
BNT3 V0	green	1SNA 199 136 R1000
CVABM1		1SNA 116 783 R1500

BRC (2)		1SNA 174 558 R0500
BRC (2)		1SNA 173 906 R2200
BRC (2)		1SNA 173 907 R2300
BRC (2)		1SNA 173 908 R0400
BRC (2)		1SNA 174 601 R0100
PSC (2)		1SNA 173 181 R1300
AD2,5	24 A	1SNA 114 205 R2000

BRC (2)		1SNA 174 558 R0500
BRC (2)		1SNA 173 906 R2200
BRC (2)		1SNA 173 907 R2300
BRC (2)		1SNA 173 908 R0400
BRC (2)		1SNA 174 601 R0100
PSC (2)		1SNA 173 181 R1300
AD2,5	24 A	1SNA 114 205 R2000

BRC (2)		1SNA 174 558 R0500
BRC (2)		1SNA 173 906 R2200
BRC (2)		1SNA 173 907 R2300
BRC (2)		1SNA 173 908 R0400
BRC (2)		1SNA 174 601 R0100
PSC (2)		1SNA 173 181 R1300
AD2,5	24 A	1SNA 114 205 R2000

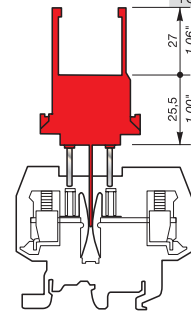
RC65 - RC610	RC1010	
--------------	--------	--

Utilization of each type of plug

Number of operations : 200

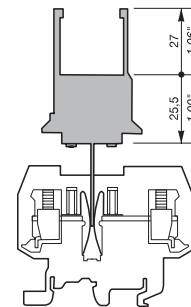
On request, the plugs can be replaced by an insertable printed circuit for diagnosis testing.

BNT1 ("voltage" plug)
Red "Break before make" 1SNA 105 012 R1100
Red V0 1SNA 199 135 R1700



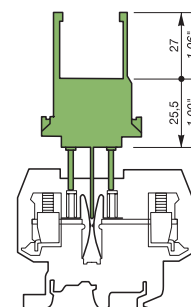
1st step : the plug cuts the circuit.
2nd step : the test circuit connection is made.

BNT2 ("polarity" plug)
Grey 1SNA 114 329 R2300
Beige V0 1SNA 194 329 R2400



Plug not equipped with pins cuts the circuit.

BNT3 ("current" plug)
Green "Make before break" 1SNA 105 011 R1000
Green V0 1SNA 199 136 R1000



1st step : the test circuit is established.
2nd step : the plug opens the circuit.

Terminal blocks for test circuits

Screw clamp

DIN 1 - DIN 3



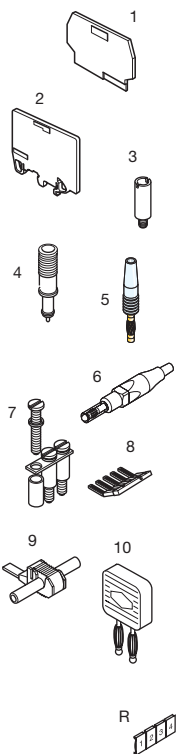
End stop		th. 9 mm	BADL	V0	1SNA 399 903 R0200
End stop		th. 10 mm	BAM2	V2	1SNA 206 351 R1600
End stop		th. 10 mm	BAM2 V0	V0	1SNA 296 351 R0000
Rail		35 x 7,5 x 1	PR3.Z2		1SNA 174 300 R1700
Rail		35 x 15 x 2,3	PR4		1SNA 168 500 R1200
Rail		35 x 15 x 1,5	PR5		1SNA 168 700 R2200
Rail		32 x 15 x 1,5	PR1.Z2		1SNA 163 050 R0400

Other end stops, rails and accessories : see section on accessories.

Notes

The use of some accessories may decrease the block's voltage rating. For more information, consult us. The terminal blocks of the M 6/8.ST series are called test blocks as their main function in current transformer circuits is to be able to test, measure, compare, change a protection or metering equipment without disturbing the circuits.

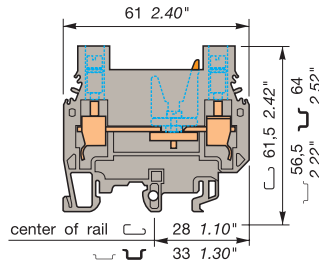
Accessories



1	End section	grey grey beige grey	FEMSTA FEMT4 FEMSTA V0	th. 3 mm th. 3 mm th. 3 mm	1SNA 116 979 R2100 1SNA 114 778 R0500 1SNA 196 979 R2200
2	Circuit separator				
3	Test socket				
4	Test device				
5	Test plug		FC4	DIA. 4 mm	1SNA 167 860 R0100
6	Test plug with IP20 mobile protection	red	FC4-1	DIA. 4 mm	1SNA 167 927 R1000
7	Jumper bar not assembled				
	Post + screw + washer				
8	Comb type jumper bar		PC8	2 poles	1SNA 116 538 R1700
			PC8	3 poles	1SNA 116 539 R1000
			PC8	4 poles	1SNA 116 540 R2500
			PC8	10 poles	1SNA 163 313 R2400
9	IDC jumper		AD2,5		1SNA 114 205 R2000
10	Short circuiting plug (with two consecutive terminal blocks)		BP8.A4		1SNA 173 888 R2000
R	See section on markers marking method				

M 6/8.STA

Spacing 8 mm - 0,05 (.315")



Switch connection by orange sliding link equipped with two test socket screws DIA. 4 mm / .16".

Colour	Type	Part numbers		Colour	Type
Grey		M 6/8.STA	1SNA 115 359 R0200	Grey with test	
Beige V0		M 6/8.STA V0	1SNA 195 359 R0300	Grey without test	

Characteristics

Wire size		NFC DIN	UL	CSA
Screw clamp	Rigid	0,5-10 mm ²	22-8 AWG	
	Flexible	0,5-6 mm ²	22-8 AWG	

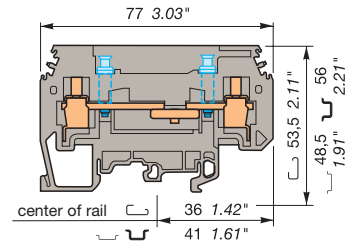
Voltage		500 V Gr.C	600 V	
Rated				
Impulse withstand				
Pollution degree				

Current		30 A	50 A	
Rated				

Wire size		6 mm ² / A5		8 AWG	
Rated / Gauge					
Wire stripping length	Recomm. screwdriver	Recomm. torque	Protection	Wire stripping length	Recomm. screwdriver
11 mm .43"	5,5 mm .217"	0,8-1 Nm 7.1-8.9 lb.in		13 mm .51"	5 mm .197"

M 6/8.ST1

Spacing 8 mm - 0,05 (.315")



Switch connection by IP20 sliding link (yellow), to be operated with screwdriver, equipped with two test socket DIA. 4 mm / .16".

Colour	Type	Part numbers		Colour	Type
Grey with test		M 6/8.ST1	1SNA 115 237 R1000	Grey without test	
Grey without test		M 6/8.ST	1SNA 115 236 R1700		

Characteristics

Wire size		NFC DIN	UL	CSA
Screw clamp	Rigid	0,5-10 mm ²	18-8 AWG	
	Flexible	0,5-6 mm ²	18-8 AWG	

Voltage		500 V Gr.C	150 V	
Rated				
Impulse withstand				
Pollution degree				

Current		30 A	30 A	
Rated				

Wire size		6 mm ² / A5		8 AWG	
Rated / Gauge					
Wire stripping length	Recomm. screwdriver	Recomm. torque	Protection	Wire stripping length	Recomm. screwdriver
13 mm .51"	5 mm .197"	0,8-1 Nm 7.1-8.9 lb.in	IP 20 NEMA 1		

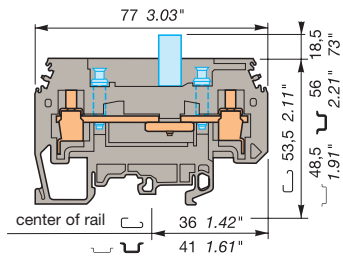
Type	Part numbers	
FEMSTA	th. 3 mm	1SNA 116 979 R2100
FEMT4	th. 3 mm	1SNA 114 778 R0500
FEMSTA V0	th. 3 mm	1SNA 196 979 R2200
FC4	DIA. 4 mm	1SNA 167 860 R0100
FC4-1	DIA. 4 mm	1SNA 167 927 R1000
PC8	2 poles	1SNA 116 538 R1700
PC8	3 poles	1SNA 116 539 R1000
PC8	4 poles	1SNA 116 540 R2500
PC8	10 poles	1SNA 163 313 R2400
AD2,5		1SNA 114 205 R2000
BP8.A4		1SNA 173 888 R2000
RC810		

Type	Part numbers	
FEMT2	th. 1 mm	1SNA 113 629 R2700
FEMT2 V0	th. 1 mm	1SNA 193 629 R2000
SCFT2		1SNA 114 522 R0500
AL4	(2) DIA. 4 mm	1SNA 163 240 R1700
DCO	(2) orange	1SNA 173 060 R0000
FC4	DIA. 4 mm	1SNA 167 860 R0100
FC4-1	DIA. 4 mm	1SNA 167 927 R1000
BJS8	(1)(2) 15 poles	1SNA 174 788 R0400
BJS8	(1)(2) 20 poles	1SNA 174 789 R0500
EV8S	(1)(2)	1SNA 168 401 R0300
PC8	2 poles	1SNA 116 538 R1700
PC8	3 poles	1SNA 116 539 R1000
PC8	4 poles	1SNA 116 540 R2500
PC8	10 poles	1SNA 163 313 R2400
AD2,5		1SNA 114 205 R2000
BP8.A4		1SNA 173 888 R2000
RC810		

Note : (1) Use of these accessories requires the user to cut out the partition.
(2) For block without test sockets (M 6/8.ST) only.

M 6/8.ST3

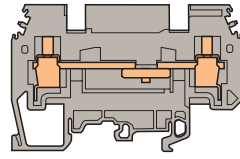
Spacing 8 mm - 0,05 (.315")



M 6/8.ST with sliding link operated by an insulated rod, equipped with two test sockets DIA. 4 mm/.16"

M 6/8.ST6

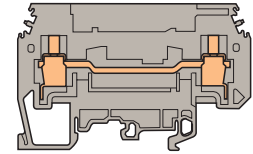
Spacing 8 mm - 0,05 (.315")



M 6/8.ST with partition on right and left for jumper bar.

M 6/8.ST7

Spacing 8 mm - 0,05 (.315")



M 6/8.ST non interruptible (standard "feed-through" connection).

Colour	Type	Part numbers	
Grey with test <input type="checkbox"/>	M 6/8.ST3	1SNA 115 239	R2200
Grey without test <input type="checkbox"/>	M 6/8.ST2	1SNA 115 238	R2100

Colour	Type	Part numbers	
Grey <input type="checkbox"/>	M 6/8.ST6	1SNA 115 242	R2500

Colour	Type	Part numbers	
Grey <input type="checkbox"/>	M 6/8.ST7	1SNA 115 243	R2600

Characteristics

Wire size		NFC DIN	UL	CSA
Screw clamp	Rigid	0,5-10 mm ²		18-8 AWG
	Flexible	0,5-6 mm ²		18-8 AWG

Voltage		500 V Gr.C	150 V
Rated			
Impulse withstand			
Pollution degree			

Current		30 A	30 A
Rated			

Wire size		6 mm ² / A5		8 AWG	
Rated / Gauge					
Wire stripping length	Recomm. screwdriver	Recomm. torque	Protection		
13 mm .512"	5 mm .197"	0,8-1 Nm 7.1-8.9 lb.in	IP 20 NEMA 1		

Characteristics

Wire size		NFC DIN	UL	CSA
Screw clamp	Rigid	0-10 mm ²		18-8 AWG
	Flexible	0-6 mm ²		18-8 AWG

Voltage		500 V	150 V
Rated			
Impulse withstand			
Pollution degree			

Current		30 A	30 A
Rated			

Wire size		6 mm ² / A5		8 AWG	
Rated / Gauge					
Wire stripping length	Recomm. screwdriver	Recomm. torque	Protection		
13 mm .512"	5 mm .197"	0,8-1 Nm 7.1-8.9 lb.in	IP 20 NEMA 1		

Characteristics

Wire size		NFC DIN	UL	CSA
Screw clamp	Rigid	0,5-10 mm ²		18-8 AWG
	Flexible	0,5-6 mm ²		18-8 AWG

Voltage		500 V	150 V
Rated			
Impulse withstand			
Pollution degree			

Current		30 A	40 A
Rated			

Wire size		6 mm ² / A5		8 AWG	
Rated / Gauge					
Wire stripping length	Recomm. screwdriver	Recomm. torque	Protection		
13 mm .512"	5 mm .197"	0,8-1 Nm 7.1-8.9 lb.in	IP 20 NEMA 1		

Type	Part numbers	
FEMT2	th. 1 mm	1SNA 113 629 R2700
FEMT2 V0	th. 1 mm	1SNA 193 629 R2000
SCFT2		1SNA 114 522 R0500
AL4 (2)	DIA. 4 mm	1SNA 163 240 R1700
DCO (2)	orange	1SNA 173 060 R0000
FC4	DIA. 4 mm	1SNA 167 860 R0100
FC4-1	DIA. 4 mm	1SNA 167 927 R1000
BJS8 (1)(2)	15 poles	1SNA 174 788 R0400
BJS8 (1)(2)	20 poles	1SNA 174 789 R0500
EV8S (1)(2)		1SNA 168 401 R0300
PC8	2 poles	1SNA 116 538 R1700
PC8	3 poles	1SNA 116 539 R1000
PC8	4 poles	1SNA 116 540 R2500
PC8	10 poles	1SNA 163 313 R2400
AD2,5		1SNA 114 205 R2000
BP8.A4		1SNA 173 888 R2000

Type	Part numbers	
FEMT2	th. 1 mm	1SNA 113 629 R2700
FEMT2 V0	th. 1 mm	1SNA 193 629 R2000
SCFT2		1SNA 114 522 R0500
AL4	DIA. 4 mm	1SNA 163 240 R1700
DCO	orange	1SNA 173 060 R0000
FC4	DIA. 4 mm	1SNA 167 860 R0100
FC4-1	DIA. 4 mm	1SNA 167 927 R1000
BJS8	15 poles	1SNA 174 788 R0400
BJS8	20 poles	1SNA 174 789 R0500
EV8S		1SNA 168 401 R0300
PC8	2 poles	1SNA 116 538 R1700
PC8	3 poles	1SNA 116 539 R1000
PC8	4 poles	1SNA 116 540 R2500
PC8	10 poles	1SNA 163 313 R2400
AD2,5		1SNA 114 205 R2000
BP8.A4		1SNA 173 888 R2000

Type	Part numbers	
FEMT2	th. 1 mm	1SNA 113 629 R2700
FEMT2 V0	th. 1 mm	1SNA 193 629 R2000
SCFT2		1SNA 114 522 R0500
AL4	DIA. 4 mm	1SNA 163 240 R1700
DCO	orange	1SNA 173 060 R0000
FC4	DIA. 4 mm	1SNA 167 860 R0100
FC4-1	DIA. 4 mm	1SNA 167 927 R1000
BJS8 (1)	15 poles	1SNA 174 788 R0400
BJS8 (1)	20 poles	1SNA 174 789 R0500
EV8S (1)		1SNA 168 401 R0300
PC8	2 poles	1SNA 116 538 R1700
PC8	3 poles	1SNA 116 539 R1000
PC8	4 poles	1SNA 116 540 R2500
PC8	10 poles	1SNA 163 313 R2400
AD2,5		1SNA 114 205 R2000
BP8.A4		1SNA 173 888 R2000

RC810

Note : (1) Use of these accessories requires the user to cut out the partition.
(2) For block without test sockets (M 6/8.ST2) only.

RC810

RC810

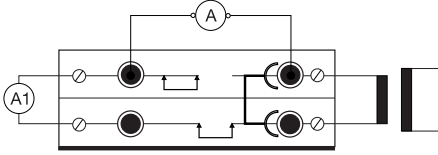
Terminal blocks for test circuits

Screw clamp
(applications)

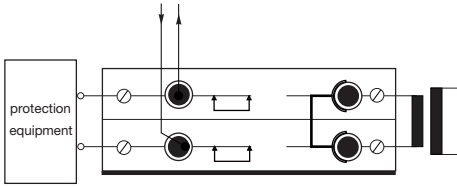
C.T. test diagram

Mounting A

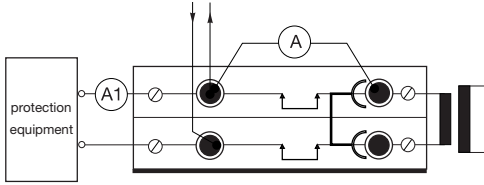
Control of the value of measure
(comparative tests)



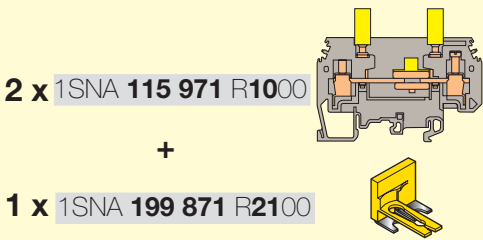
Protection circuit test (no superposition of current circuits)



Test diagram of circuit with various equipments



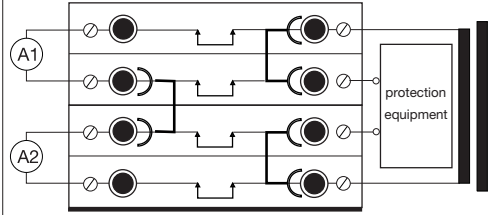
For these circuits :



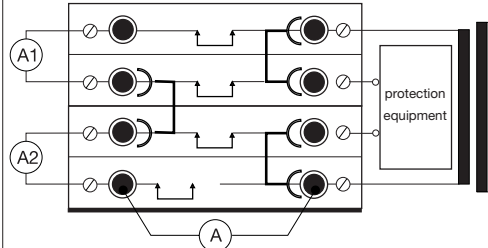
C.T. test diagram in a circuit with various equipments

Mounting B

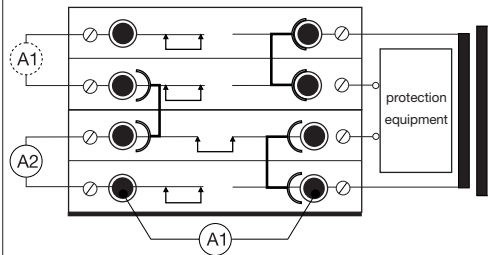
Normal service



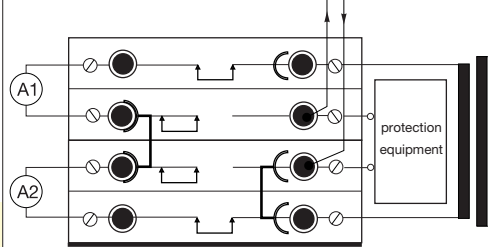
Control of the value of measure
(comparative tests)



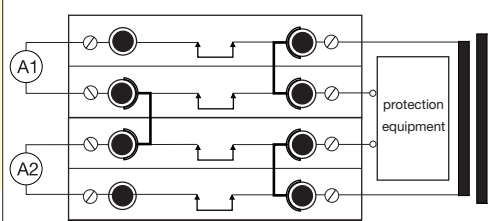
Replacement of equipment



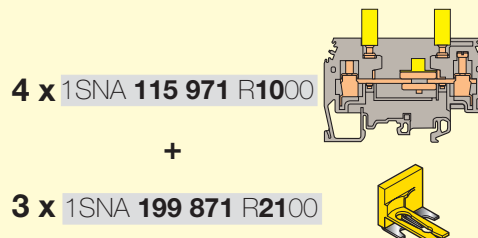
Relay tests



DC transformer



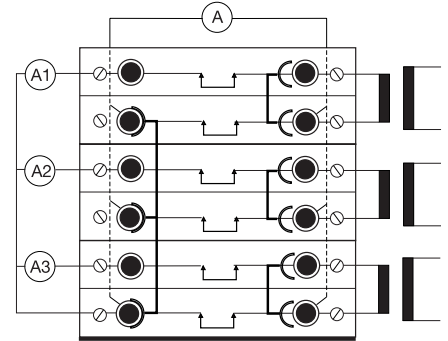
For these circuits :



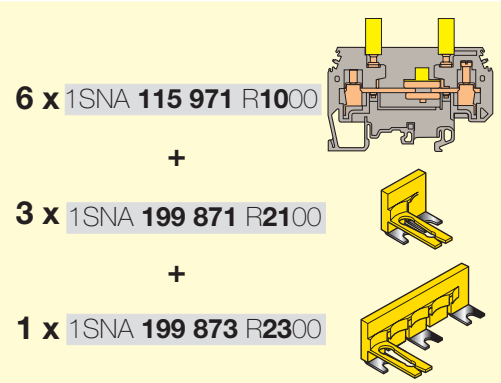
Current transformers with common point

Mounting C

Current transformers data mounting

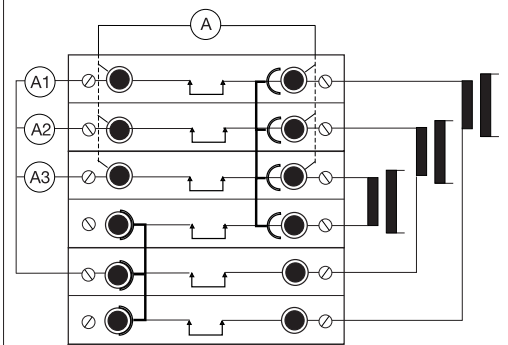


For these circuits :

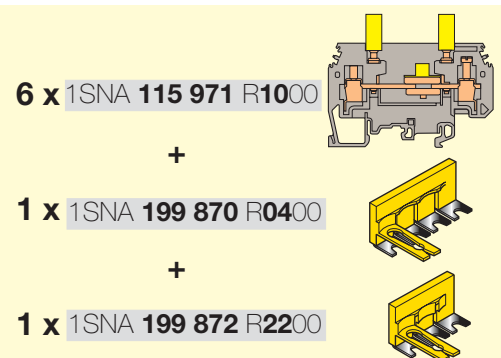


Mounting D

Current transformers with star mounting




For these circuits :



Terminal blocks for test circuits

Screw clamp

DIN 1 - DIN 3



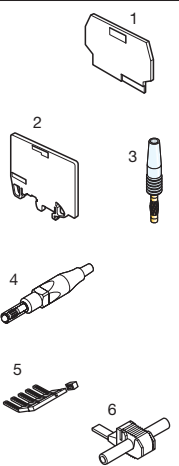
End stop		th. 9 mm	BADL	V0	1SNA 399 903 R0200
End stop		th. 10 mm	BAM2	V2	1SNA 206 351 R1600
End stop		th. 10 mm	BAM2 V0	V0	1SNA 296 351 R0000
Rail		35 x 7,5 x 1	PR3.Z2		1SNA 174 300 R1700
Rail		35 x 15 x 2,3	PR4		1SNA 168 500 R1200
Rail		35 x 15 x 1,5	PR5		1SNA 168 700 R2200
Rail		32 x 15 x 1,5	PR1.Z2		1SNA 163 050 R0400

Other end stops, rails and accessories : see section on accessories.

Notes

The use of some accessories may decrease the block's voltage rating. For more information, consult us.

Accessories

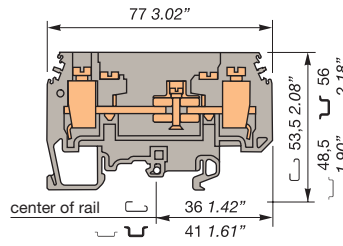


1	End section	grey
		beige
2	Circuit separator	grey
3	Test plug	
4	Test plug with IP20 mobile protection	red
5	Comb type jumper bar	
6	IDC jumper	

R See section on markers marking method

M 10/10.ST1

Spacing 10 mm (.394")



M10/10.ST1 equipped with two test sockets DIA. 4 mm



Colour	Type	Part numbers
Grey	<input type="checkbox"/> M 10/10.ST1	1SNA 115 924 R0100
Beige V0	<input type="checkbox"/> M 10/10.ST1.V0	1SNA 195 924 R0200

Characteristics

Wire size		IEC	UL	CSA
		NFC DIN		
Screw clamp	Rigid	0,5-16 mm ²	18-6 AWG	18-6 AWG
	Flexible	0,5-10 mm ²	18-6 AWG	18-6 AWG

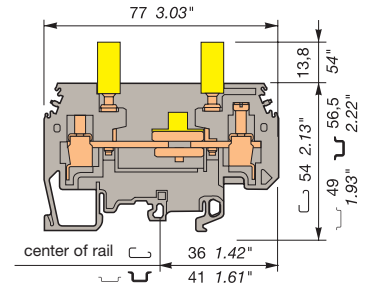
Voltage		400 V Gr.C	150 V	150 V
Rated				
Impulse withstand	6 KV			
Pollution degree	3			

Current		63 A	15 A	15 A
Rated				

Wire size		10 mm ² / B6	6 AWG	6 AWG
Rated / Gauge				
Wire stripping length	Recomm. screwdriver	Recomm. torque	Protection	
13 mm .512"	5,5-6 mm .217-.236"	1,2-1,4 Nm 10.6-12.3 lb.in	IP 20 NEMA 1	

M 10/10.ST1

Spacing 10 mm (.394")



M10/10.ST1 equipped with two test sockets DIA. 4 mm



Colour	Type	Part numbers
Grey	<input type="checkbox"/> M 10/10.ST1.IP20	1SNA 399 723 R0400
Grey	<input type="checkbox"/> M 10/10.ST1.IP20	1SNA 399 724 R0500

Characteristics

Wire size		IEC	UL	CSA
		NFC DIN		
Screw clamp	Rigid	0,5-16 mm ²	18-6 AWG	18-6 AWG
	Flexible	0,5-10 mm ²	18-6 AWG	18-6 AWG

Voltage		400 V Gr.C	150 V	150 V
Rated				
Impulse withstand	6 KV			
Pollution degree	3			

Current		63 A	15 A	15 A
Rated				

Wire size		10 mm ² / B6	6 AWG	6 AWG
Rated / Gauge				
Wire stripping length	Recomm. screwdriver	Recomm. torque	Protection	
13 mm .512"	5,5-6 mm .217-.236"	1,2-1,4 Nm 10.6-12.3 lb.in	IP 20 NEMA 1	

Type	Part numbers
FEMT2	th. 1 mm 1SNA 113 629 R2700
FEMT2 V0	th. 1 mm 1SNA 193 629 R2000
SCFT2	1SNA 114 522 R0500
FC4	DIA. 4 mm 1SNA 167 860 R0100
FC4-1	DIA. 4 mm 1SNA 167 927 R1000
PC10	10 poles 1SNA 163 315 R2600
AD2,5	1SNA 114 205 R2000

Type	Part numbers
FEMT2	th. 1 mm 1SNA 113 629 R2700
FEMT2 V0	th. 1 mm 1SNA 193 629 R2000
SCFT2	1SNA 114 522 R0500
FC4	DIA. 4 mm 1SNA 167 860 R0100
FC4-1	DIA. 4 mm 1SNA 167 927 R1000
PC10	10 poles 1SNA 163 315 R2600
AD2,5	1SNA 114 205 R2000

RC1010

RC1010

Terminal blocks for test circuits

Screw clamp

DIN 3

A
7

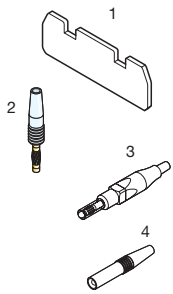
End stop		th. 9 mm	BADL	V0	1SNA 399 903 R0200
End stop		th. 10 mm	BAM2	V2	1SNA 206 351 R1600
End stop		th. 10 mm	BAM2 V0	V0	1SNA 296 351 R0000
Rail		35 x 7,5 x 1	PR3.Z2		1SNA 174 300 R1700
Rail		35 x 15 x 2,3	PR4		1SNA 168 500 R1200
Rail		35 x 15 x 1,5	PR5		1SNA 168 700 R2200
Rail		32 x 15 x 1,5	PR1.Z2		1SNA 163 050 R0400

Other end stops, rails and accessories : see section on accessories.

Notes

The test sockets DIA.4 mm are made to be able to receive DIA. 4 mm isolated plug (IP20).

Accessories



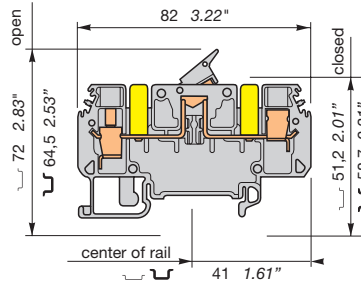
1	End section	grey
2	Test plug (not isolated)	
3	Test plug with IP20 mobile protection	red
4	Test plug with IP20 permanent protection	red



R See section on markers marking method

D 6/10.SNBTB2

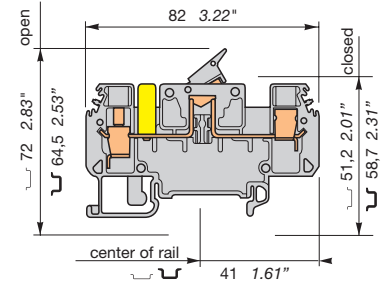
Spacing 10 mm - 0,05 (.394")



Switching terminal block fitted with 2 DIA. 4 mm test sockets made for isolated plug (IP20).

D 6/10.SNBTB1

Spacing 10 mm - 0,05 (.394")



Switching terminal block fitted with 1 DIA. 4 mm test sockets made for isolated plug (IP20).



Colour	Type	Part numbers
Grey	<input type="checkbox"/> D 6/10.SNBTB2	1SNA 115 929 R1600

Colour	Type	Part numbers
Grey	<input type="checkbox"/> D 6/10.SNBTB1	1SNA 115 928 R1500

Characteristics

Wire size		IEC	UL	CSA
Screw clamp	Rigid	0,5-10 mm ²		
	Flexible	0,5-6 mm ²		

Characteristics

Wire size		IEC	UL	CSA
Screw clamp	Rigid	0,5-10 mm ²		
	Flexible	0,5-6 mm ²		

Voltage				
Rated		500 V		
Impulse withstand		6 kV		
Pollution degree		3		

Voltage				
Rated		500 V		
Impulse withstand		6 kV		
Pollution degree		3		

Current				
Rated		15 A		

Current				
Rated		15 A		

Wire size				
Rated / Gauge		6 mm ² / A5		
Wire stripping length	Recomm. screwdriver	Recomm. torque	Protection	
12 mm .47"	4 mm .157"	0,8 Nm 7.1 lb.in	IP 20 NEMA 1	

Wire size				
Rated / Gauge		6 mm ² / A5		
Wire stripping length	Recomm. screwdriver	Recomm. torque	Protection	
12 mm .47"	4 mm .157"	0,8 Nm 7.1 lb.in	IP 20 NEMA 1	

Type	Part numbers		
FED10S1	th. 2 mm	1SNA 215 999 R2100	
FC4	DIA. 4 mm	1SNA 167 860 R0100	
FC4-1	DIA. 4 mm	1SNA 167 927 R1000	
FC4-2	DIA. 4 mm	1SNA 167 928 R2100	

Type	Part numbers		
FED10S1	th. 2 mm	1SNA 215 999 R2100	
FC4	DIA. 4 mm	1SNA 167 860 R0100	
FC4-1	DIA. 4 mm	1SNA 167 927 R1000	
FC4-2	DIA. 4 mm	1SNA 167 928 R2100	

RC1010

RC1010

ESSAILEC terminal blocks



The PREMIUM solution for testing the secondary circuits of current or voltage transformers.

ESSAILEC, approved by the major electricity utilities, remains the premium choice for the energy market.

Implemented in the transformers secondary circuits, ESSAILEC thanks to its intelligent “make before break” design eases and secures any intervention. Cutting the energy supply is avoided with zero risk for the operator.

The plug and socket connection cuts cost installation as well as in-situ wiring errors. ESSAILEC is ideal for the wiring of sub-assemblies in the secondary circuits.

Testing :

The ESSAILEC socket supplies energy to the protection or counting devices. The insertion of the test plug, which is connected to the measurement equipment, allows the testing of the devices, without perturbing the circuit.

ESSAILEC blocks are well adapted to current or voltage measurement :

- Current sockets with make before break contacts and pre-wired test plug for current measures
- Voltage sockets with open contacts and pre-wired test plug for voltage measures
- Up to 4 ammeters or 4 voltmeters connected to the test plug

Distributing :

The ESSAILEC plug is continuously mounted on the socket to supply current or voltage to secondary circuits sub assemblies. ESSAILEC blocks extreme versatility allow :

- Safe current distribution with current socket with mobile contacts since the secondary circuit is not cut when plug is removed
- Voltage distribution with dedicated voltage socket with closed contact

Characteristics and benefits :

Great flexibility :


- Connection « plug and play »
- Panel, rail, rack fixed mounting or stand-alone connector
- Two wiring technologies, up to 10 mm²

Extreme reliability :

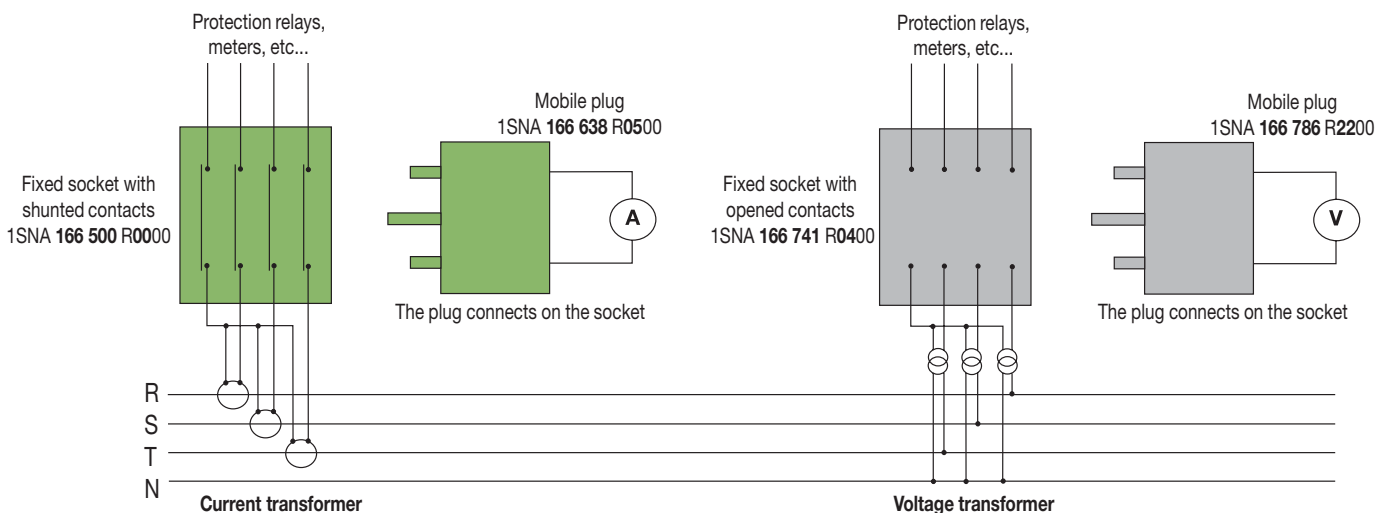
- Non symmetric blocks
- Coding accessories
- IP20 design
- Locking system
- Sealed cover
- Easy identification using colour codes



Current ESSAILEC test blocks



Voltage ESSAILEC test blocks



For technical characteristics and complete part numbers list, please ask for the ESSAILEC catalog

Fuse holder terminal blocks for 5 x 20 mm and 5 x 25 mm fuses

Screw clamp

DIN 1 - DIN 3



*Blocks with LED indicator are labeled "+" on the outside of the lever. The indicator can be reversed in the field if required.

End stop		th. 9 mm	BADL	V0	1SNA 399 903 R0200
End stop		th. 10 mm	BAM2	V2	1SNA 206 351 R1600
End stop		th. 10 mm	BAM2 V0	V0	1SNA 296 351 R0000
Rail		35 x 7,5 x 1	PR3.Z2		1SNA 174 300 R1700
Rail		35 x 15 x 2,3	PR4		1SNA 168 500 R1200
Rail		35 x 15 x 1,5	PR5		1SNA 168 700 R2200
Rail		32 x 15 x 1,5	PR1.Z2		1SNA 163 050 R0400

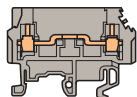
Other end stops, rails and accessories : see section on accessories.

Notes

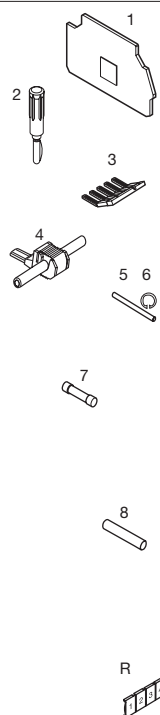
The use of some accessories may decrease the block's voltage rating. For more information, consult us.

Block matching fuse terminal block M 4/8.SF for line, fuse applications

Type	Part number
M 4/8	1SNA 115 523 R0700



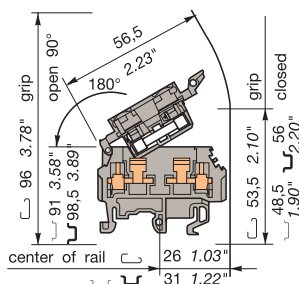
Accessories



1	End section	grey orange beige	
2	Test plug		
3	Comb type jumper bar	35 A	
4	IDC jumper		
5	Assembly rod		
6	Assembly ring		
7	Fuses 5 x 20 mm	250 V	
	Fuses 5 x 25 mm	250 V	
	Fast acting according to DIN 41576.1		
8	Disconnect link bar		
R	See section on markers marking method		

M 4/8.SF...

Spacing 8 mm (.315")



Standard 8 mm block.

Colour	Type	Part numbers
Grey		M 4/8.SF 1SNA 115 657 R2500
Orange		M 4/8.SF2 1SNA 105 135 R1100
Beige V0		M 4/8.SF.V0 1SNA 195 657 R2600

Characteristics

Wire size	Wire size		
	IEC NFC DIN	UL	CSA
Screw clamp	Rigid 0,5-6 mm ²	22-12 AWG	24-12 AWG
Flexible	0,5-4 mm ²	22-12 AWG	24-12 AWG

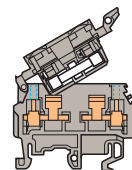
Voltage			
Rated	630 V (1)	600 V (1)	250 V
Impulse withstand	8 kV		
Pollution degree	3		

Current			
Rated	6,3 A	10 A	10 A

Wire size			
Rated / Gauge	4 mm ² / A4	12 AWG	12 AWG
Wire stripping length	Recomm. screwdriver 4 mm .157"	Recomm. torque 0,5-0,8 Nm 4.4-7.1 lb.in	Protection IP 20 (2) NEMA 1

M 4/8.SFT

Spacing 8 mm (.315")



M 4/8.SF equipped with two test sockets DIA. 2 mm/.079".

Colour	Type	Part numbers
Grey		M 4/8.SFT 1SNA 115 662 R2200
Beige V0		M 4/8.SFT.V0 1SNA 195 662 R2300

Characteristics

Wire size	Wire size		
	IEC NFC DIN	UL	CSA
Screw clamp	Rigid 0,5-6 mm ²	22-12 AWG	24-12 AWG
Flexible	0,5-4 mm ²	22-12 AWG	24-12 AWG

Voltage			
Rated	400 V (1)	600 V (1)	250 V
Impulse withstand	4 kV		
Pollution degree	3		

Current			
Rated	6,3 A	6,3 A	10 A

Wire size			
Rated / Gauge	4 mm ² / A4	12 AWG	12 AWG
Wire stripping length	Recomm. screwdriver 4 mm .157"	Recomm. torque 0,5-0,8 Nm 4.4-7.1 lb.in	Protection IP 20 (2) NEMA 1

Type	Part numbers
FEM8S V2 th. 1,5 mm	1SNA 116 951 R1500
FEM8S V2 th. 1,5 mm	1SNA 103 923 R1500
FEM8S V0 th. 1,5 mm	1SNA 196 951 R1600
PC81 10 poles	1SNA 173 523 R1100
AD2,5	1SNA 114 205 R2000
TGA8 2 poles	1SNA 168 672 R1100
3 poles	1SNA 168 673 R1200
4 poles	1SNA 168 674 R1300
ANT	1SNA 168 675 R1400
FU520 5 x 20	
0,5 A	1SNA 008 288 R1500
1 A	1SNA 008 290 R1300
2 A	1SNA 008 291 R0000
3,15 A	1SNA 008 289 R1600
5 A	1SNA 008 292 R0100
FU525 5 x 25	
1,6 A	1SNA 167 546 R2200
2 A	1SNA 167 547 R2300
2,5 A	1SNA 167 548 R0400
4 A	1SNA 167 549 R0500
6,3 A	1SNA 167 550 R0200
CN5	1SNA 179 371 R1600

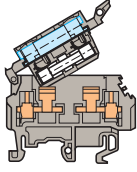
Type	Part numbers
FEM8S V2 th. 1,5 mm	1SNA 116 951 R1500
FEM8S V2 th. 1,5 mm	1SNA 103 923 R1500
FEM8S V0 th. 1,5 mm	1SNA 196 951 R1600
FC2 DIA. 2 mm	1SNA 007 865 R2600
PC81 10 poles	1SNA 173 523 R1100
AD2,5 DIA. 2 mm	1SNA 114 205 R2000
TGA8 2 poles	1SNA 168 672 R1100
3 poles	1SNA 168 673 R1200
4 poles	1SNA 168 674 R1300
ANT	1SNA 168 675 R1400
FU520 5 x 20	
0,5 A	1SNA 008 288 R1500
1 A	1SNA 008 290 R1300
2 A	1SNA 008 291 R0000
3,15 A	1SNA 008 289 R1600
5 A	1SNA 008 292 R0100
FU525 5 x 25	
1,6 A	1SNA 167 546 R2200
2 A	1SNA 167 547 R2300
2,5 A	1SNA 167 548 R0400
4 A	1SNA 167 549 R0500
6,3 A	1SNA 167 550 R0200
CN5	1SNA 179 371 R1600

RC610 on grip	RC810 on side	RC610 on grip	RC810 on side
---------------	---------------	---------------	---------------

Note : (1) Insulation voltage of terminal block - operating voltage : according to fuse.
(2) Protection index for closed block.

M 4/8.SF...

Spacing 8 mm (.315")



M 4/8.SF with fusion indicator.

UL **FI** **G.L** **CE**

Colour	Type	Part numbers
Diode LED 24/110 V (6)	M 4/8.SFD3	1SNA 115 935 R0400
Grey body neon lamp(3)	M 4/8.SFL	1SNA 115 661 R2100
Diode LED 24 V* (4)	M 4/8.SFD	1SNA 115 663 R2300
Diode LED 48 V* (4)	M 4/8.SFD1	1SNA 115 664 R2400
Diode LED 48 V (4)(5)	M 4/8.SFD2	1SNA 115 653 R2100

Characteristics

Wire size		IEC	UL	CSA
		NFC DIN		
Screw clamp	Rigid	0,5-6 mm ²	22-12 AWG	24-12 AWG
	Flexible	0,5-4 mm ²	22-12 AWG	24-12 AWG

Voltage		400 V (1)	600 V (1)	250 V
Rated				
Impulse withstand		4 kV		
Pollution degree		3		

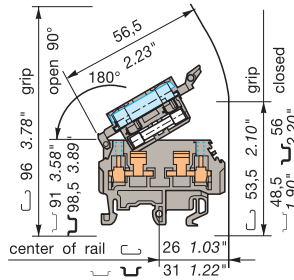
Current		6,3 A	10 A	10 A
Rated				

Wire size		4 mm ² / A4	12 AWG	12 AWG
Rated / Gauge				
Wire stripping length	Recomm. screwdriver	Recomm. torque	Protection	
9,5 mm .374"	4 mm .157"	0,5-0,8 Nm 4.4-7.7 lb.in	IP 20 (2) NEMA 1	

Type	Part numbers			
FEM8S V2	th. 1,5 mm	1SNA	116 951	R1500
FEM8S V2	th. 1,5 mm	1SNA	103 923	R1500
FEM8S V0	th. 1,5 mm	1SNA	196 951	R1600
PC81	35 A	10 poles	1SNA	173 523 R1100
AD2,5	24 A		1SNA	114 205 R2000
TGA8		2 poles	1SNA	168 672 R1100
		3 poles	1SNA	168 673 R1200
		4 poles	1SNA	168 674 R1300
ANT			1SNA	168 675 R1400
FU520	5 x 20			
	0,5 A	1SNA	008 288	R1500
	1 A	1SNA	008 290	R1300
	2 A	1SNA	008 291	R0000
	3,15 A	1SNA	008 289	R1600
	5 A	1SNA	008 292	R0100
FU525	5 x 25			
	1,6 A	1SNA	167 546	R2200
	2 A	1SNA	167 547	R2300
	2,5 A	1SNA	167 548	R0400
	4 A	1SNA	167 549	R0500
	6,3 A	1SNA	167 550	R0200

M 4/8.SF...T...

Spacing 8 mm (.315")



M 4/8.SF with fusion indicator equipped with 2 test sockets DIA. 2 mm/.079".

UL **FI** **G.L** **CE**

Colour	Type	Part numbers
Grey body neon lamp(3)	M 4/8.SFLT	1SNA 115 667 R2700
Diode LED 24 V* (4)	M 4/8.SFDT	1SNA 115 665 R2500
Diode LED 48 V* (4)	M 4/8.SFDT1	1SNA 115 666 R2600

Characteristics

Wire size		IEC	UL	CSA
		NFC DIN		
Screw clamp	Rigid	0,5-6 mm ²	22-12 AWG	24-12 AWG
	Flexible	0,5-4 mm ²	22-12 AWG	24-12 AWG

Voltage		400 V (1)	600 V (1)	250 V
Rated				
Impulse withstand		4 kV		
Pollution degree		3		

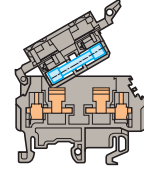
Current		6,3 A	10 A	10 A
Rated				

Wire size		4 mm ² / A4	12 AWG	12 AWG
Rated / Gauge				
Wire stripping length	Recomm. screwdriver	Recomm. torque	Protection	
9,5 mm .374"	4 mm .157"	0,5-0,8 Nm 4.4-7.7 lb.in	IP 20 (2) NEMA 1	

Type	Part numbers			
FEM8S V2	th. 1,5 mm	1SNA	116 951	R1500
FEM8S V2	th. 1,5 mm	1SNA	103 923	R1500
FEM8S V0	th. 1,5 mm	1SNA	196 951	R1600
FC2	DIA. 2 mm	1SNA	007 865	R2600
PC81	35 A	10 poles	1SNA	173 523 R1100
AD2,5	24 A		1SNA	114 205 R2000
TGA8		2 poles	1SNA	168 672 R1100
		3 poles	1SNA	168 673 R1200
		4 poles	1SNA	168 674 R1300
ANT			1SNA	168 675 R1400
FU520	5 x 20			
	0,5 A	1SNA	008 288	R1500
	1 A	1SNA	008 290	R1300
	2 A	1SNA	008 291	R0000
	3,15 A	1SNA	008 289	R1600
	5 A	1SNA	008 292	R0100
FU525	5 x 25			
	1,6 A	1SNA	167 546	R2200
	2 A	1SNA	167 547	R2300
	2,5 A	1SNA	167 548	R0400
	4 A	1SNA	167 549	R0500
	6,3 A	1SNA	167 550	R0200

M 4/8.SN...

Spacing 8 mm (.315")



M 4/8.SF with disconnect link bar locked on grey grip.

UL **CE**

Colour	Type	Part numbers
Grey	M 4/8.SN1	1SNA 115 660 R0400
Orange	M 4/8.SN2	1SNA 105 136 R1200
Beige V0	M 4/8.SN1.V0	1SNA 195 660 R0500

Characteristics

Wire size		IEC	UL	CSA
		NFC DIN		
Screw clamp	Rigid	0,5-6 mm ²	22-12 AWG	24-12 AWG
	Flexible	0,5-4 mm ²	22-12 AWG	24-12 AWG

Voltage		630 V	600 V	250 V
Rated				
Impulse withstand		8 kV		
Pollution degree		3		

Current		6,3 A	10 A	10 A
Rated				

Wire size		4 mm ² / A4	12 AWG	12 AWG
Rated / Gauge				
Wire stripping length	Recomm. screwdriver	Recomm. torque	Protection	
9,5 mm .374"	4 mm .157"	0,5-0,8 Nm 4.4-7.7 lb.in	IP 20 (2) NEMA 1	

Type	Part numbers			
FEM8S V2	th. 1,5 mm	1SNA	116 951	R1500
FEM8S V2	th. 1,5 mm	1SNA	103 923	R1500
FEM8S V0	th. 1,5 mm	1SNA	196 951	R1600
PC81	35 A	10 poles	1SNA	173 523 R1100
AD2,5	24 A		1SNA	114 205 R2000
TGA8		2 poles	1SNA	168 672 R1100
		3 poles	1SNA	168 673 R1200
		4 poles	1SNA	168 674 R1300
ANT			1SNA	168 675 R1400

RC610 on grip

RC810 on side

RC610 on grip

RC810 on side

RC610 on grip

RC810 on side

Note : (3) Fusion indicator : neon lamp 110-230 V. Leakage current with neon lamp : < 0,5 mA (110 V) / < 0,7 mA (230 V).

(4) Leakage current with LED 24 or 48 V : < 4,5 mA.

(5) Block delivered with - on open side. (6) Leakage current with LED 24 or 110 VAC : 0,5 mA at 24 V ; 2,2 mA at 110 V.

Fuse holder terminal blocks for 5 x 20 mm and 5 x 25 mm fuses

Screw clamp

DIN 1 - DIN 3

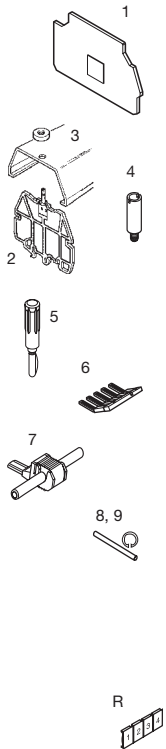
End stop		th. 9 mm	BADL	V0	1SNA 399 903 R0200
End stop		th. 10 mm	BAM2	V2	1SNA 206 351 R1600
End stop		th. 10 mm	BAM2 V0	V0	1SNA 296 351 R0000
Rail		35 x 7,5 x 1	PR3.Z2		1SNA 174 300 R1700
Rail		35 x 15 x 2,3	PR4		1SNA 168 500 R1200
Rail		35 x 15 x 1,5	PR5		1SNA 168 700 R2200
Rail		32 x 15 x 1,5	PR1.Z2		1SNA 163 050 R0400

Other end stops, rails and accessories : see section on accessories.

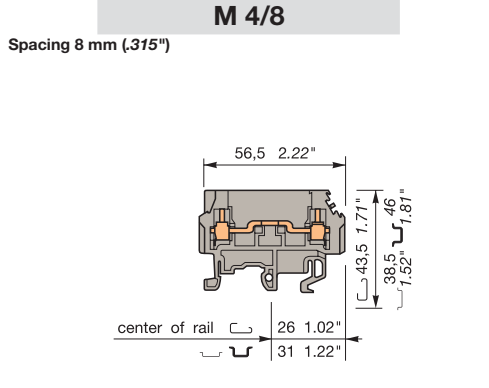
Notes

The use of some accessories may decrease the block's voltage rating. For more information, consult us.

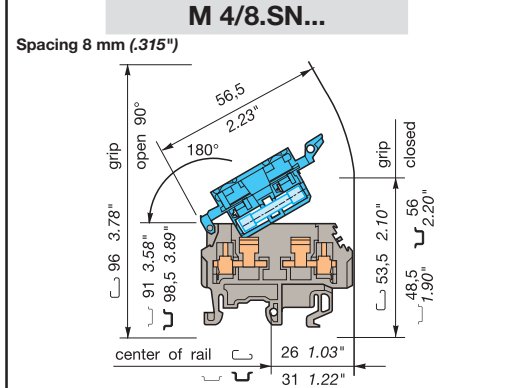
Accessories



1 End section	grey orange beige	FEM8S (3)	th. 1,5 mm	1SNA 116 951 R1500
2 Separator end section	grey beige	SCFCV3 (3)	th. 3,0 mm	1SNA 116 796 R1200
3 Protective cover		SCFCV3 V0(3) V0	th. 3,0 mm	1SNA 196 796 R1300
4 Test socket		CPV3	(for SCFCV3...)	1SNA 176 817 R1300
5 Test plug		AL2	DIA. 2,0 mm	1SNA 163 070 R0000
6 Comb-type jumper bar	35 A	AL3	DIA. 3,0 mm	1SNA 163 261 R0000
7 IDC jumper		FC2	DIA. 2 mm	1SNA 007 865 R2600
8 Assembly rod		PC81	10 poles	1SNA 173 523 R1100
8 Assembly ring		AD2,5		1SNA 114 205 R2000
R See section on marking method				



Terminal block compatible with fuse block M 4/8.SF



M 4/8.SF with disconnect link bar locked on blue grip, equipped with 2 test sockets DIA. 2 mm / .079"

Colour	Type	Part number	Colour	Type	Part numbers
Grey	<input type="checkbox"/> M 4/8	1SNA 115 523 R0700	Grey/Blue without test	<input type="checkbox"/> M 4/8.SN	1SNA 115 659 R0700
			Grey/Blue with test	<input type="checkbox"/> M 4/8.SNT	1SNA 115 668 R0000

Characteristics

Wire size		NFC DIN	UL	CSA
Screw clamp	Rigid	0,2-4 mm ²	22-12 AWG	
	Flexible	0,22-4 mm ²	22-12 AWG	

Voltage		Rated	Impulse withstand	Pollution degree
		500 V Gr.C	600 V	

Current		Rated	Wire size
		26 A	15 A

Wire size		Rated / Gauge	4 mm ² / A4	12 AWG	Protection
Wire strip. length	Recomm. screwdriver	9,5 mm	4 mm	0,5-0,8 Nm	IP 20
	Recomm. torque	.37"	.16"	4.4-7.1 lb.in	NEMA 1

Characteristics

Wire size		NFC DIN	UL	CSA
Screw clamp	Rigid	0,5-6 mm ²	22-12 AWG	24-12 AWG
	Flexible	0,5-4 mm ²	22-12 AWG	24-12 AWG

Voltage		Rated	Impulse withstand	Pollution degree
		630 V (1)	600 V (1)	250 V

Current		Rated	Wire size
		6,3 A	10 A

Wire size		Rated / Gauge	4 mm ² / A4	12 AWG	12 AWG	Protection
Wire stripping length	Recomm. screwdriver	9,5 mm	4 mm	0,5-0,8 Nm	IP 20 (2)	
	Recomm. torque	.37"	.157"	4.4-7.1 lb.in	NEMA 1	

Type	Part numbers
FEM8S (3)	th. 1,5 mm 1SNA 116 951 R1500
SCFCV3 (3)	th. 3,0 mm 1SNA 116 796 R1200
SCFCV3 V0(3) V0	th. 3,0 mm 1SNA 196 796 R1300
CPV3	(for SCFCV3...) 1SNA 176 817 R1300
AL2	DIA. 2,0 mm 1SNA 163 070 R0000
AL3	DIA. 3,0 mm 1SNA 163 261 R0000
FC2	DIA. 2 mm 1SNA 007 865 R2600
PC81	10 poles 1SNA 173 523 R1100
AD2,5	1SNA 114 205 R2000

Type	Part numbers
FEM8S (3) V2	th. 1,5 mm 1SNA 116 951 R1500
FEM8S (3) V2	th. 1,5 mm 1SNA 103 923 R1500
FEM8S (3) V0	th. 1,5 mm 1SNA 196 951 R1600
FC2 (4)	DIA. 2 mm 1SNA 007 865 R2600
PC81	35 A 10 poles 1SNA 173 523 R1100
AD2,5	24 A 1SNA 114 205 R2000
TGA8	2 poles 1SNA 168 672 R1100
	3 poles 1SNA 168 673 R1200
	4 poles 1SNA 168 674 R1300
ANT	1SNA 168 675 R1400

Note : (1) 400 V for M 4/8.SNT. (2) Protection index given for closed block. (3) End sections and circuit separators snapped on rails. (4) For M 4/8.SNT only.

Fuse holder terminal blocks

Double-deck

for 5 x 20 and 5 x 25 mm fuses

Screw clamp

DIN 1 - DIN 3



End stop		th. 9 mm	BADL	V0	1SNA 399 903 R0200
End stop		th. 10 mm	BAM2	V2	1SNA 206 351 R1600
End stop		th. 10 mm	BAM2 V0	V0	1SNA 296 351 R0000
Rail		35 x 7,5 x 1	PR3.Z2		1SNA 174 300 R1700
Rail		35 x 15 x 2,3	PR4		1SNA 168 500 R1200
Rail		35 x 15 x 1,5	PR5		1SNA 168 700 R2200
Rail		32 x 15 x 1,5	PR1.Z2		1SNA 163 050 R0400

Other end stops, rails and accessories : see section on accessories.

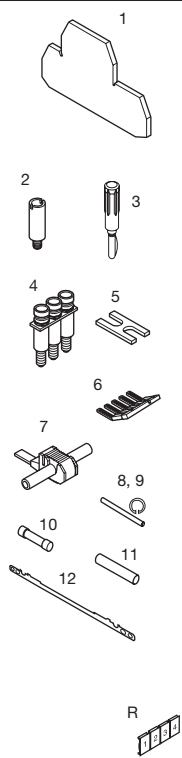
Notes

The use of some accessories may decrease the block's voltage rating. For more information, consult us.

* Blocks with LED indicator are labeled "+" on the outside of the lever. The indicator can be reversed in the field if required.



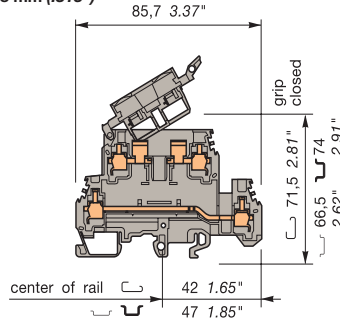
Accessories



1	End section	grey
2	Test socket	
3	Test plug	
4	Assembled jumper bar (with IP20 protection)	
5	Connector plate	
6	Comb-type jumper bar	
7	IDC jumper	
8	Assembly rod	
9	Assembly ring	
10	Fuse 5 x 20	250 V
	Fuse 5 x 25	250 V
	Fast acting according to DIN 41576.1	
11	Disconnect link bar	
12	Shield connector	
R	See section on markers marking method	

M 4/8.D2.SF

Spacing 8 mm (.315")



Standard block.

Colour	Type	Part numbers
Grey	<input type="checkbox"/> M 4/8.D2.SF	1SNA 115 604 R2100
Beige V0	<input type="checkbox"/> M 4/8.D2.SF.V0	1SNA 195 604 R2200

Characteristics

Wire size		IEC	DIN	UL/CSA
Screw clamp	Rigid	0,5-6 mm ²		24-12 AWG
	Flexible	0,5-4 mm ²		24-12 AWG

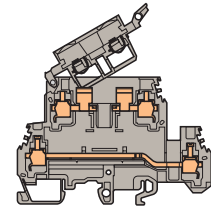
Voltage		Rated / Gauge	4 mm ² / A4	12 AWG
Rated		630 V (7)		300 V (1)
Impulse withstand		8 kV		
Pollution degree		3		

Current		Rated	6,3 A	20 A
Rated				

Wire size		Rated / Gauge	4 mm ² / A4	12 AWG
Wire stripping length	Recomm. screwdriver	4 mm	.16"	
	Recomm. torque	0,5-0,8 Nm	4.4-7.1 lb.in	
	Protection			IP 20 NEMA 1

M 4/8.D2.SF...

Spacing 8 mm (.315")



M 4/8.D2.SF with fusion indicator.

Colour	Type	Part numbers
Grey/LED 24/100 V (8)	<input type="checkbox"/> M 4/8.D2.SFD3	1SNA 115 936 R0300
Grey/Neon 110-230 V (5)	<input type="checkbox"/> M 4/8.D2.SFL	1SNA 115 646 R2200
Grey/LED 24 V (6)	<input type="checkbox"/> M 4/8.D2.SFD	1SNA 115 647 R2300
Grey/LED 48 V (6)	<input type="checkbox"/> M 4/8.D2.SFD1	1SNA 115 648 R0400

Characteristics

Wire size		IEC	DIN	UL/CSA
Screw clamp	Rigid	0,5-6 mm ²		24-12 AWG
	Flexible	0,5-4 mm ²		24-12 AWG

Voltage		Rated	500 V (7)	300 V (1)
Rated				
Impulse withstand		6 kV		
Pollution degree		3		

Current		Rated	6,3 A	20 A
Rated				

Wire size		Rated / Gauge	4 mm ² / A4	12 AWG
Wire stripping length	Recomm. screwdriver	4 mm	.16"	
	Recomm. torque	0,5-0,8 Nm	4.4-7.1 lb.in	
	Protection			IP 20 NEMA 1

Note: (1) Only for lower deck. (2) Only for upper connection. Use of these accessories requires the user to cut out the partition. (3) For block equipped with test socket AL2. (4) For block equipped with test socket AL4. (5) Leakage current with neon lamp : < 0,5 mA (110 VAC), < 0,7 mA (230 VAC). (6) Leakage current with LED 24 or 48 VDC < 4,5 mA. (7) Insulation voltage of terminal block - operating voltage : according to fuse. (8) Leakage current with LED 24 or 110 VAC : 0,5 mA at 24 V ; 2,2 mA at 110 V.

Fuse holder terminal blocks

Double-deck

for 5 x 20 and 5 x 25 mm fuses

Screw clamp

DIN 1 - DIN 3

End stop		th. 12 mm	BADH	V2	1SNA 116 900 R2700
End stop		th. 9,1 mm	BAMH	V2	1SNA 114 836 R0000
End stop		th. 9,1 mm	BAMH V0	V0	1SNA 194 836 R0100
Rail		35 x 7,5 x 1	PR3.Z2		1SNA 174 300 R1700
Rail		35 x 15 x 2,3	PR4		1SNA 168 500 R1200
Rail		35 x 15 x 1,5	PR5		1SNA 168 700 R2200
Rail		32 x 15 x 1,5	PR1.Z2		1SNA 163 050 R0400

Other end stops, rails and accessories : see section on accessories.

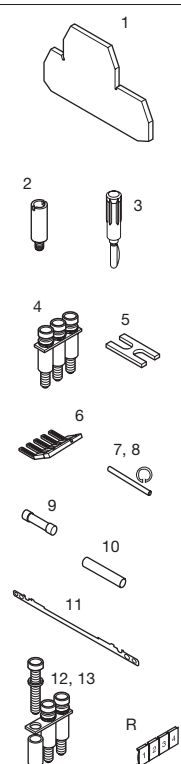
Notes

The use of some accessories may decrease the block's voltage rating. For more information, consult us.

* Blocks with LED indicator are labeled "+" on the outside of the lever. The indicator can be reversed in the field if required.



Accessories

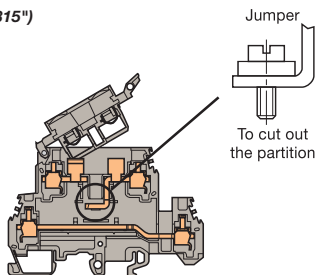


1 End section	grey
2 Test socket	
3 Test plug	
4 Assembled jumper bar (with IP20 protection)	
5 Connector plate	
6 Comb-type jumper bar	
7 Assembly rod	
8 Assembly ring	
9 Fuse 5 x 20	250 V
9 Fuse 5 x 25	250 V
Fast acting according to DIN 41576.1	
10 Disconnect link bar	
11 Shield connector	
12 Jumper bar not assembled	
Post + washer + captive screw IP20	
13 Screw for BJS	

R See markers section method

M 4/8.D2.SF...

Spacing 8 mm (.315")



M 4/8.D2.SF with* or without fusion indicator. Internal jumpering option.

UL (8) CE

Colour	Type	Part numbers
Grey	<input type="checkbox"/> M 4/8.D2.SFJ	1SNA 115 692 R1100
Blocks with fusion indicator :		
Grey/Neon 110-220 V* (5)	<input type="checkbox"/> M 4/8.D2.SFLJ	1SNA 115 649 R0500
Grey/LED 24 V* (6)	<input type="checkbox"/> M 4/8.D2.SFDJ(8)	1SNA 115 650 R0200
Grey/LED 48 V* (6)	<input type="checkbox"/> M 4/8.D2.SFDJ1	1SNA 115 651 R2700

Characteristics

Wire size	IEC		UL/CSA(8)
	NFC	DIN	
Screw clamp Rigid	0,5-6 mm ²		24-12 AWG
Screw clamp Flexible	0,5-4 mm ²		24-12 AWG

Voltage	
Rated	500 V (7) 300 V (7)
Impulse withstand	6 kV
Pollution degree	3

Current	
Rated	6,3 A 20 A

Wire size			
Rated / Gauge	4 mm ² / A4		12 AWG
Wire stripping length	Recomm. screwdriver	Recomm. torque	Protection
9,5 mm .374"	4 mm .157"	0,5-0,8 Nm 4.4-7.1 lb.in	IP 20 NEMA 1

Colour Type Part numbers

Characteristics

Wire size	IEC			UL	CSA
	NFC	DIN			
Screw clamp Rigid					
Screw clamp Flexible					

Voltage	
Rated	
Impulse withstand	
Pollution degree	

Current	
Rated	

Wire size			
Rated / Gauge			
Wire stripping length	Recomm. screwdriver	Recomm. torque	Protection

Type Part numbers

FEM8D2S	th. 1,5 mm	1SNA 116 913 R0700
AL2 (1)	DIA. 2 mm	1SNA 163 043 R2100
AL3 (1)	DIA. 3 mm	1SNA 163 261 R0000
AL4 (1)	DIA. 4 mm	1SNA 163 262 R0100
FC2 (3)	DIA. 2 mm	1SNA 007 865 R2600
FC4 (4)	DIA. 4 mm	1SNA 167 860 R0100
BJM18 (1) 41 A	2 poles	1SNA 176 669 R1600
BJM18 (1) 41 A	3 poles	1SNA 176 670 R1300
BJM18 (1) 41 A	4 poles	1SNA 176 671 R0000
BJM18 (1) 41 A	5 poles	1SNA 176 672 R0100
BJM18 (1) 41 A	10 poles	1SNA 176 673 R0200
EL6 35 A		1SNA 173 627 R2100
PC81 35 A	10 poles	1SNA 173 523 R1100
TGA8	2 poles	1SNA 168 672 R1100
	3 poles	1SNA 168 673 R1200
	4 poles	1SNA 168 674 R1300
ANT		1SNA 168 675 R1400
FU520	0,5 A	1SNA 008 288 R1500
	1 A	1SNA 008 290 R1300
	2 A	1SNA 008 291 R0000
	3,15 A	1SNA 008 289 R1600
	5 A	1SNA 008 292 R0100
FU525	1,6 A	1SNA 167 546 R2200
	2 A	1SNA 167 547 R2300
	2,5 A	1SNA 167 548 R0400
	4 A	1SNA 167 549 R0500
	6,3 A	1SNA 167 550 R0200
CN5		1SNA 168 804 R0700
CBD2S		1SNA 178 408 R1400
BJS8 (1) 41 A	20 poles	1SNA 174 789 R0500
EV6I		1SNA 206 394 R0200
VJS11 (2)		1SNA 163 394 R2600

RC 610 on lever RC 810 on side

Note : (1) These accessories can be used on the lower connection only. (2) These accessories can be used on the upper connection only. Use of these accessories requires the user to cut out the partition. (3) For block equipped with test socket AL2. (4) For block equipped with test socket AL4. (5) Leakage current with neon lamp : < 0,5 mA (110 VAC), < 0,7 mA (230 VAC). (6) Leakage current with LED 24 or 48 VDC : < 4,5 mA. (7) Insulation voltage of terminal block - operating voltage : according to fuse. (8) UL/CSA approval only for M 4/8.D2.SFDJ.

Fuse holder terminal block with screwed plug for 5 x 20 mm or 5 x 25 mm fuses

Screw clamp

DIN 1 - DIN 3



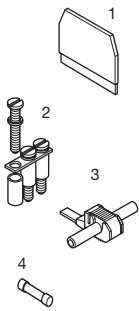
End stop		th. 9 mm	BADL	V0	1SNA 399 903 R0200
End stop		th. 10 mm	BAM2	V2	1SNA 206 351 R1600
End stop		th. 10 mm	BAM2 V0	V0	1SNA 296 351 R0000
Rail		35 x 7,5 x 1	PR3.Z2		1SNA 174 300 R1700
Rail		35 x 15 x 2,3	PR4		1SNA 168 500 R1200
Rail		35 x 15 x 1,5	PR5		1SNA 168 700 R2200
Rail		32 x 15 x 1,5	PR1.Z2		1SNA 163 050 R0400

Other end stops, rails and accessories : see section on accessories.

Notes

The use of some accessories may decrease the block's voltage rating. For more information, consult us.

Accessories



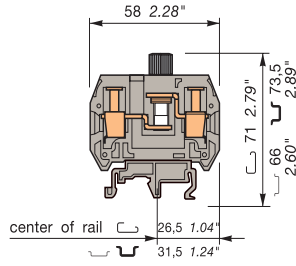
1	End section	grey
2	Standard jumper bar	57 A
3	IDC jumper	
4	Fuse 5 x 20	250 V
	Fuse 5 x 25	250 V
	Fast acting according to DIN 41576.1	



R See section on markers marking method

MB 10/12.SF...

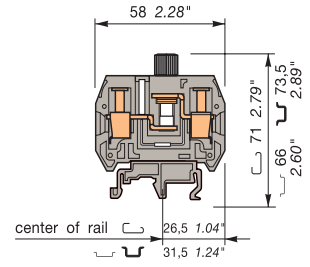
Spacing 12 mm (.473")



12 mm block, no fusion indicator - for 5 x 20 mm or 5 x 25 mm fuses

MB 10/12.SF...

Spacing 12 mm (.473")



12 mm block with neon fusion indicator for fuses 5 x 20 mm.

Colour	Type	Part numbers	Colour	Type	Part numbers
Grey/5x20 mm <input type="checkbox"/>	MB 10/12.SF	1SNA 111 033 R0300	Grey/110-220V (2) <input type="checkbox"/>	MB 10/12.SFL	1SNA 111 034 R0400
Grey/5x25 mm <input type="checkbox"/>	MB 10/12.SF1	1SNA 111 035 R0500	Grey/LED 24 V (3) <input type="checkbox"/>	MB 10/12.SFD	1SNA 111 037 R0700

Characteristics

Wire size		NFC DIN	UL	CSA
Screw clamp	Rigid	0,5-16 mm ²	18-6 AWG	18-6 AWG
	Flexible	0,5-10 mm ²	18-6 AWG	18-6 AWG

Voltage		Rated	500 V Gr.C (1)	600 V (1)	250 V
Impulse withstand					
Pollution degree					
Current		Rated	10 A	15 A	15 A
Wire size		Rated / Gauge	10 mm ²	6 AWG	6 AWG
Wire stripping length	Recomm. screwdriver	Recomm. torque	Protection		
13 mm .512"	6 mm .236"	1,2-1,4 Nm 10.6-12.3 lb.in	IP 10		

Characteristics

Wire size		NFC DIN	UL	CSA
Screw clamp	Rigid	0,5-16 mm ²	18-6 AWG	18-6 AWG
	Flexible	0,5-10 mm ²	18-6 AWG	18-6 AWG

Voltage		Rated	500 V Gr.C (1)	600 V (1)	250(SFL)24(SFD)
Impulse withstand					
Pollution degree					
Current		Rated	10 A	15 A	15 A
Wire size		Rated / Gauge	10 mm ²	6 AWG	6 AWG
Wire stripping length	Recomm. screwdriver	Recomm. torque	Protection		
13 mm .512"	6 mm .236"	1,2-1,4 Nm 10.6-12.3 lb.in	IP 10		

Type	Part numbers	
FEM12S V2 th. 3 mm	1SNA 117 628 R2200	
BJS12 (2) 20 poles	1SNA 177 653 R0700	
Screw for BJS	1SNA 163 574 R2200	
Washer for BJS	1SNA 163 633 R2500	
AD2,5 24 A	1SNA 114 205 R2000	
FU520	0,5 A	1SNA 008 288 R1500
	1 A	1SNA 008 290 R1300
	2 A	1SNA 008 291 R0000
	3,15 A	1SNA 008 289 R1600
	5 A	1SNA 008 292 R0100
	1,6 A	1SNA 167 546 R2200
	2 A	1SNA 167 547 R2300
	2,5 A	1SNA 167 548 R0400
	4 A	1SNA 167 549 R0500
	6,3 A	1SNA 167 550 R0200

Type	Part numbers	
FEM12S V2 th. 3 mm	1SNA 117 628 R2200	
AD2,5 24 A	1SNA 114 205 R2000	
FU520	0,5 A	1SNA 008 288 R1500
	1 A	1SNA 008 290 R1300
	2 A	1SNA 008 291 R0000
	3,15 A	1SNA 008 289 R1600
	5 A	1SNA 008 292 R0100

RC65 - RC610 Sides of block








Note : (1) Insulation voltage of terminal block - operating voltage : according to fuse.
(2) Use of these accessories requires the user to cut out the partition.

RC65 - RC610 Sides of block

Fuse holder terminal blocks for 6,35 x 25,4 mm ^{1/4} x 1 in. and 6,35 x 32 mm ^{1/4} x 1 ^{1/4} in. fuses

Screw clamp

 DIN 1 - DIN 3

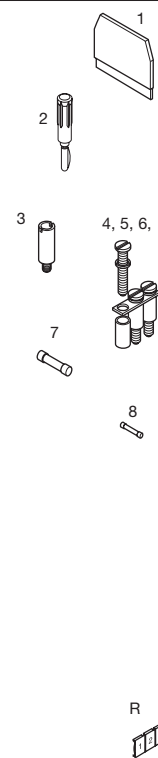
End stop		th. 9 mm	BADL	V0	1SNA 399 903 R0200
End stop		th. 10 mm	BAM2	V2	1SNA 206 351 R1600
End stop		th. 10 mm	BAM2 V0	V0	1SNA 296 351 R0000
Rail		35 x 7,5 x 1	PR3.Z2		1SNA 174 300 R1700
Rail		35 x 15 x 2,3	PR4		1SNA 168 500 R1200
Rail		35 x 15 x 1,5	PR5		1SNA 168 700 R2200
Rail		32 x 15 x 1,5	PR1.Z2		1SNA 163 050 R0400

Other end stops, rails and accessories : see section on accessories.

Notes

The use of some accessories may decrease the block's voltage rating. For more information, consult us.

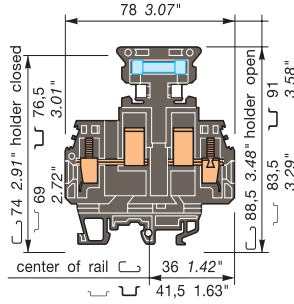
Accessories



1 End section	black	FEM13U	V0	th. 1,5 mm	1SNA 199 635 R2400
2 Test plug		FC2		DIA. 2 mm	1SNA 007 865 R2600
3 Test socket		FC4		DIA. 4 mm	1SNA 167 860 R0100
4 Standard jumper bar		AL2		DIA. 2 mm	1SNA 163 043 R2100
5 Screw for BJ		AL3		DIA. 3 mm	1SNA 163 261 R0000
6 Washer for BJ		AL4		DIA. 4 mm	1SNA 163 262 R0100
7 Fuse 6,35 x 32 Quick blow fuse cartridge as per UTE 93435		BJS131		10 poles	1SNA 175 991 R1100
8 Fusion indicator		VJS11			1SNA 163 394 R2600
		RDJ11			1SNA 168 783 R0100
		FU633		6,35 x 32	
				0,25 A	1SNA 168 554 R0300
				0,63 A	1SNA 168 555 R0400
				1 A	1SNA 168 556 R0500
				1,6 A	1SNA 168 557 R0600
				2,5 A	1SNA 168 558 R1700
				4 A	1SNA 168 559 R1000
				6,3 A	1SNA 168 560 R1500
				10 A	1SNA 168 561 R0200
				16 A	1SNA 168 562 R0300
		LEN	Neon	110 - 230 VAC	1SNA 167 075 R2500
			Neon	480 VAC	1SNA 103 909 R0000
				Leakage current with neon indicator	
				< 0,5 mA (110 & 480 VAC)	
				< 0,7 mA (230 VAC)	
R See section on markers marking method					

MU 10/13.SF2

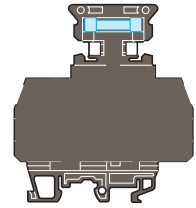
Spacing 13 mm (.512")





13 mm block for fusion indicator (to be ordered separately).

MU 10/14,5.SF2

Spacing 14,5 mm (.571")



14,5 mm block for fusion indicator (to be ordered separately).

Colour	Type	Part numbers	Colour	Type	Part numbers
Black V0	 MU 10/13.SF2	1SNA 199 014 R1100	Black V0	 MU 10/14,5.SF2	1SNA 199 013 R1000

Characteristics					Characteristics						
Wire size					Wire size						
		NFC	DIN	UL	CSA			NFC	DIN	UL	CSA
Screw clamp	Rigid	0,5-16 mm ²		22-10 AWG	6 AWG max.	Screw clamp	Rigid	0,5-16 mm ²		22-10 AWG	6 AWG max.
	Flexible	0,5-10 mm ²		22-10 AWG	6 AWG max.		Flexible	0,5-10 mm ²		22-10 AWG	6 AWG max.

Voltage				Voltage			
Rated	750 V Gr.C (1)	600 V (1)	600 V (1)	Rated	750 V Gr.C (1)	600 V (1)	600 V (1)
Impulse withstand				Impulse withstand			
Pollution degree				Pollution degree			
Current				Current			
Rated	16 A	16 A	16 A	Rated	16 A	16 A	16 A
Wire size				Wire size			
Rated / Gauge	10 mm ²	10 AWG	6 AWG	Rated / Gauge	10 mm ²	10 AWG	6 AWG
Wire stripping length	Recomm. screwdriver	Recomm. torque	Protection	Wire stripping length	Recomm. screwdriver	Recomm. torque	Protection
12 mm	5,5 mm	1,2-1,4 Nm	IP 20	12 mm	5,5 mm	1,2-1,4 Nm	IP 20
.47"	.22"	10.6-12.3 lb.in	NEMA 1	.47"	.22"	10.6-12.3 lb.in	NEMA 1








Type	Part numbers		Type	Part numbers	
	delivered with the block				
FC2	DIA. 2 mm	1SNA 007 865 R2600	FC2	DIA. 2 mm	1SNA 007 865 R2600
FC4	DIA. 4 mm	1SNA 167 860 R0100	FC4	DIA. 4 mm	1SNA 167 860 R0100
AL2	DIA. 2 mm	1SNA 163 043 R2100	AL2	DIA. 2 mm	1SNA 163 043 R2100
AL3	DIA. 3 mm	1SNA 163 261 R0000	AL3	DIA. 3 mm	1SNA 163 261 R0000
AL4	DIA. 4 mm	1SNA 163 262 R0100	AL4	DIA. 4 mm	1SNA 163 262 R0100
FU633	6,35 x 32		FU633	6,35 x 32	
	0,25 A	1SNA 168 554 R0300		0,25 A	1SNA 168 554 R0300
	0,63 A	1SNA 168 555 R0400		0,63 A	1SNA 168 555 R0400
	1 A	1SNA 168 556 R0500		1 A	1SNA 168 556 R0500
	1,6 A	1SNA 168 557 R0600		1,6 A	1SNA 168 557 R0600
	2,5 A	1SNA 168 558 R1700		2,5 A	1SNA 168 558 R1700
	4 A	1SNA 168 559 R1000		4 A	1SNA 168 559 R1000
	6,3 A	1SNA 168 560 R1500		6,3 A	1SNA 168 560 R1500
	10 A	1SNA 168 561 R0200		10 A	1SNA 168 561 R0200
	16 A	1SNA 168 562 R0300		16 A	1SNA 168 562 R0300
LEN	Neon	110 - 230 VAC	LEN	Neon	110 - 230 VAC
	Neon	480 VAC		Neon	480 VAC
		1SNA 167 075 R2500			1SNA 167 075 R2500
		1SNA 103 909 R0000			1SNA 103 909 R0000
		Leakage current with neon indicator			Leakage current with neon indicator
		< 0,5 mA (110 & 480 VAC)			< 0,5 mA (110 & 480 VAC)
		< 0,7 mA (230 VAC)			< 0,7 mA (230 VAC)
RC65 - RC610	RC810 Sides of block	RC1010	RC65 - RC610	RC810 Sides of block	RC1010

Note : (1) Insulation voltage of terminal block - operating voltage : according to fuse.

Switch terminal blocks with neutral cartridge

Screw clamp

 **DIN 1 - DIN 3**

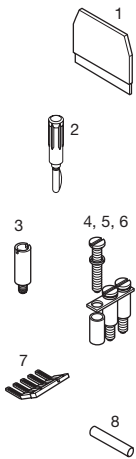
End stop		th. 9 mm	BADL	V0	1SNA 399 903 R0200
End stop		th. 10 mm	BAM2	V2	1SNA 206 351 R1600
End stop		th. 10 mm	BAM2 V0	V0	1SNA 296 351 R0000
Rail		35 x 7,5 x 1	PR3.Z2		1SNA 174 300 R1700
Rail		35 x 15 x 2,3	PR4		1SNA 168 500 R1200
Rail		35 x 15 x 1,5	PR5		1SNA 168 700 R2200
Rail		32 x 15 x 1,5	PR1.Z2		1SNA 163 050 R0400

Other end stops, rails and accessories : see section on accessories.

Notes

The use of some accessories may decrease the block's voltage rating. For more information, consult us.

Accessories



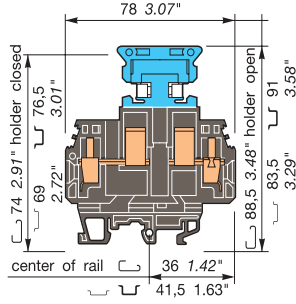
1	End section	black
2	Test plug	
3	Test socket	
4	Standard jumper bar	57 A
5	Screw for BJS	
6	Washer for BJS	
7	Comb-type jumper bar	70 A
8	Neutral cartridge	

R See section on markers marking method



MU 10/13.SN3

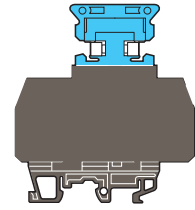
Spacing 13 mm (.512")



13 mm block with neutral cartridge locked on blue holder.

MU 10/14,5.SN3

Spacing 14,5 mm (.571")



14,5 mm block with neutral cartridge locked on blue holder.

Colour	Type	Part numbers
Black/Blue V0	MU 10/13.SN3	1SNA 199 021 R1000

Colour	Type	Part numbers
Black/Blue V0	MU 10/14,5.SN3	1SNA 199 015 R1200

Characteristics

Wire size	NFC DIN			UL	CSA
	Rigid	Flexible			
Screw clamp	Rigid	0,5-16 mm ²	22-10 AWG	6 AWG max.	
	Flexible	0,5-10 mm ²	22-10 AWG	6 AWG max.	

Rated	750 V Gr.C	600 V	600 V
Impulse withstand			
Pollution degree			

Rated	16 A	16 A	16 A
--------------	------	------	------

Wire stripping length	Recomm. screwdriver			Recomm. torque	Protection
	10 mm ²	10 AWG	6 AWG		
12 mm .47"	5,5 mm .22"	1,2-1,4 Nm 10.6-12.3 lb.in		IP 20	NEMA 1

Characteristics

Wire size	NFC DIN			UL	CSA
	Rigid	Flexible			
Screw clamp	Rigid	0,5-16 mm ²	22-10 AWG	6 AWG max.	
	Flexible	0,5-10 mm ²	22-10 AWG	6 AWG max.	

Rated	750 V Gr.C	600 V	600 V
Impulse withstand			
Pollution degree			

Rated	16 A	16 A	16 A
--------------	------	------	------

Wire stripping length	Recomm. screwdriver			Recomm. torque	Protection
	10 mm ²	10 AWG	6 AWG		
12 mm .47"	5,5 mm .22"	1,2-1,4 Nm 10.6-12.3 lb.in		IP 20	NEMA 1

Type	Part numbers
FEM13U V0 th. 1,5 mm	1SNA 199 635 R2400
FC2 DIA. 2 mm	1SNA 007 865 R2600
FC4 DIA. 4 mm	1SNA 167 860 R0100
AL2 DIA. 2 mm	1SNA 163 043 R2100
AL3 DIA. 3 mm	1SNA 163 261 R0000
AL4 DIA. 4 mm	1SNA 163 262 R0100
BJS131 10 poles	1SNA 175 991 R1100
VJS11	1SNA 163 394 R2600
RDJ11	1SNA 168 783 R0100
PC13 10 poles	1SNA 173 510 R2000
CN	1SNA 173 582 R1500

Type	Part numbers
delivered with the block	
FC2 DIA. 2 mm	1SNA 007 865 R2600
FC4 DIA. 4 mm	1SNA 167 860 R0100
AL2 DIA. 2 mm	1SNA 163 043 R2100
AL3 DIA. 3 mm	1SNA 163 261 R0000
AL4 DIA. 4 mm	1SNA 163 262 R0100
CN	1SNA 173 582 R1500

RC65 - RC610 RC810 Sides of block RC1010

RC65 - RC610 RC810 Sides of block RC1010

Fuse holder terminal blocks for 6,35 x 25,4 mm ^{1/4} x 1 in. and 6,35 x 32 mm ^{1/4} x 1 1/4 in. fuses

Screw clamp

DIN 1 - DIN 3




End stop		th. 9 mm	BADL	V0	1SNA 399 903 R0200
End stop		th. 10 mm	BAM2	V2	1SNA 206 351 R1600
End stop		th. 10 mm	BAM2 V0	V0	1SNA 296 351 R0000
Rail		35 x 7,5 x 1	PR3.Z2		1SNA 174 300 R1700
Rail		35 x 15 x 2,3	PR4		1SNA 168 500 R1200
Rail		35 x 15 x 1,5	PR5		1SNA 168 700 R2200
Rail		32 x 15 x 1,5	PR1.Z2		1SNA 163 050 R0400

Other end stops, rails and accessories : see section on accessories.

Notes

The use of some accessories may decrease the block's voltage rating. For more information, consult us.

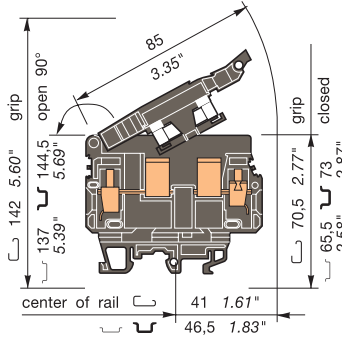
Accessories



1	End section	black
2	Test plug	
3	Test socket	
4	Standard jumper bar screw for BJS washer for BJS	
5	Comb-type jumper bar	70 A
6	Assembly rod	
7	Assembly ring	
8	Fuse 6,35x32 mm (^{1/4} x 1 ^{1/4} in.) BPC quick-blow fuse cartridge as per IEC 127-2	
	HPC time delay fuse cartridge as per UL 198G	
R	See section on marking method	

ML 10/13.SF

Spacing 13 mm (.512")

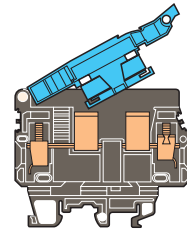


13 mm standard block.

Colour	Type	Part numbers
Black V0	■ ML 10/13.SF	1SNA 199 095 R1300

ML 10/13.SN

Spacing 13 mm (.512")



13 mm block with disconnect link bar locked on blue lever.

Colour	Type	Part numbers
Black / Blue V0	■ ML 10/13.SN	1SNA 199 105 R2200

Characteristics

Wire size	IEC			UL		CSA	
	NFC	DIN					
Screw clamp	Rigid	0,5-16 mm ²		22-10 AWG	22-8 AWG		
	Flexible	0,5-10 mm ²		22-10 AWG	22-8 AWG		

Voltage			
Rated	800 V (1)	600 V (1)	600 V (1)
Impulse withstand	8 kV		
Pollution degree	3		
Current			
Rated	16 A	25 A	25 A
Wire size			
Rated / Gauge	10 mm ² / A6	10 AWG	8 AWG
Wire stripping length	Recomm. screwdriver	Recomm. torque	Protection
12 mm .472"	5,5 mm .217"	1,2-1,4 Nm 10.6-12.3 lb.in	

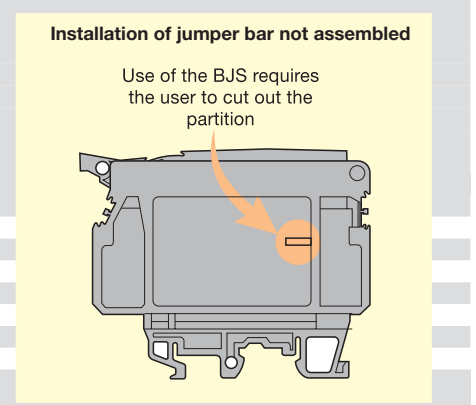
Characteristics

Wire size	IEC			UL		CSA	
	NFC	DIN					
Screw clamp	Rigid	0,5-16 mm ²		22-10 AWG	22-8 AWG		
	Flexible	0,5-10 mm ²		22-10 AWG	22-8 AWG		

Voltage			
Rated	800 V	600 V	600 V
Impulse withstand	8 kV		
Pollution degree	3		
Current			
Rated	16 A	25 A	25 A
Wire size			
Rated / Gauge	10 mm ² / A6	10 AWG	8 AWG
Wire stripping length	Recomm. screwdriver	Recomm. torque	Protection
12 mm .472"	5,5 mm .217"	1,2-1,4 Nm 10.6-12.3 lb.in	

Type	Part numbers
FEM13U V0	th. 1,5 mm 1SNA 199 635 R2400
FC2	DIA. 2 mm 1SNA 007 865 R2600
FC4	DIA. 4 mm 1SNA 167 860 R0100
AL2	DIA. 2 mm 1SNA 163 043 R2100
AL3	DIA. 3 mm 1SNA 163 261 R0000
AL4	DIA. 4 mm 1SNA 163 262 R0100
BJS131 (2)	10 poles 1SNA 175 991 R1100
VJS11	1SNA 163 394 R2600
RDJ11	1SNA 168 783 R0100
PC13	10 poles 1SNA 173 510 R2000
TGA13	2 poles 1SNA 168 564 R0500
TGA13	3 poles 1SNA 168 565 R0600
TGA13	4 poles 1SNA 168 566 R0700
ANT	1SNA 168 675 R1400
FU633	6,35 x 32
	0,25 A 1SNA 168 554 R0300
	0,63 A 1SNA 168 555 R0400
	1 A 1SNA 168 556 R0500
	1,6 A 1SNA 168 557 R0600
	2,5 A 1SNA 168 558 R1700
	4 A 1SNA 168 559 R1000
	6,3 A 1SNA 168 560 R1500
	10 A 1SNA 168 561 R0200
	16 A 1SNA 168 562 R0300

Type	Part numbers
FEM13U V0	th. 1,5 mm 1SNA 199 635 R2400
FC2	DIA. 2 mm 1SNA 007 865 R2600
FC4	DIA. 4 mm 1SNA 167 860 R0100
AL2	DIA. 2 mm 1SNA 163 043 R2100
AL3	DIA. 3 mm 1SNA 163 261 R0000
AL4	DIA. 4 mm 1SNA 163 262 R0100
BJS131 (2)	10 poles 1SNA 175 991 R1100
VJS11	1SNA 163 394 R2600
RDJ11	1SNA 168 783 R0100
PC13	10 poles 1SNA 173 510 R2000
TGA13	2 poles 1SNA 168 564 R0500
TGA13	3 poles 1SNA 168 565 R0600
TGA13	4 poles 1SNA 168 566 R0700
ANT	1SNA 168 675 R1400



Note : (1) Insulation voltage of terminal block - operating voltage : according to fuse.
(2) Use of these accessories require the user to cut out the partition.

Fuse holder terminal blocks for 6,35 x 25,4 mm ^{1/4} x 1 in. and 6,35 x 32 mm ^{1/4} x 1 ^{1/4} in. fuses

Screw clamp
DIN 1 - DIN 3

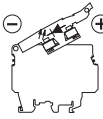


End stop		th. 9 mm	BADL	V0	1SNA 399 903 R0200
End stop		th. 10 mm	BAM2	V2	1SNA 206 351 R1600
End stop		th. 10 mm	BAM2 V0	V0	1SNA 296 351 R0000
Rail		35 x 7,5 x 1	PR3.22		1SNA 174 300 R1700
Rail		35 x 15 x 2,3	PR4		1SNA 168 500 R1200
Rail		35 x 15 x 1,5	PR5		1SNA 168 700 R2200
Rail		32 x 15 x 1,5	PR1.22		1SNA 163 050 R0400

Other end stops, rails and accessories : see section on accessories.

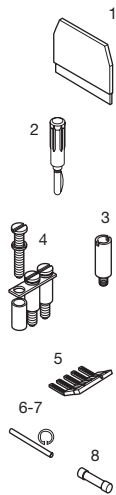
Notes

The use of some accessories may decrease the block's voltage rating. For more information, consult us.



* Blocks with LED indicator are labeled "+" on the outside of the lever. The indicator can be reversed in the field if required.

Accessories

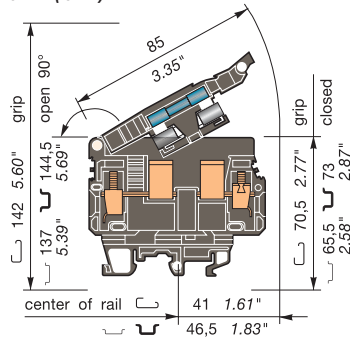


1 End section	black
2 Test plug	
3 Test socket	
4 Standard jumper bar screw for BJS washer for BJS	
5 Comb-type jumper bar	70 A
6 Assembly rod	
7 Assembly ring	
8 Fuse 6,35x32 mm (^{1/4} x 1 ^{1/4} in.) BPC quick-blow fuse cartridge as per IEC 127-2	
HPC time delay fuse cartridge as per UL 198G	

R See section on markers marking method

ML 10/13.SFL...

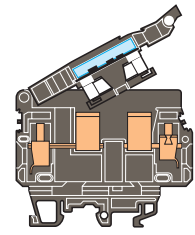
Spacing 13 mm (.512")



13 mm block with neon fusion indicator.

ML 10/13.SFD...

Spacing 13 mm (.512")



13 mm block with LED fusion indicator.

Colour	Type	Part numbers
Black V0/110-230V	ML 10/13.SFL	1SNA 199 168 R0000
Black V0/480V	ML 10/13.SFL1	1SNA 199 165 R2500

Colour	Type	Part numbers
Black V0/LED 24V	ML 10/13.SFD	1SNA 199 166 R2600
Black V0/LED 48V	ML 10/13.SFD1	1SNA 199 167 R2700

Characteristics				
Wire size	Screw clamp	Wire size		
		IEC NFC DIN	UL	CSA
Rigid		0,5-16 mm ²	22-10 AWG	22-8 AWG
Flexible		0,5-10 mm ²	22-10 AWG	22-8 AWG

Characteristics				
Wire size	Screw clamp	Wire size		
		IEC NFC DIN	UL	CSA
Rigid		0,5-16 mm ²	22-10 AWG	22-8 AWG
Flexible		0,5-10 mm ²	22-10 AWG	22-8 AWG

Voltage			
Rated	800 V (1)	600 V (1)	600 V (1)
Impulse withstand	8 kV		
Pollution degree	3		
Current			
Rated	16 A	25 A	25 A
Wire size			
Rated / Gauge	10 mm ² / A6	10 AWG	8 AWG
Wire stripping length	Recomm. screwdriver	Recomm. torque	Protection
12 mm .472"	5,5 mm .217"	1,2-1,4 Nm 10.6-12.3 lb.in	

Voltage			
Rated	800 V (1)	600 V (1)	600 V (1)
Impulse withstand	8 kV		
Pollution degree	3		
Current			
Rated	16 A	25 A	25 A
Wire size			
Rated / Gauge	10 mm ² / A6	10 AWG	8 AWG
Wire stripping length	Recomm. screwdriver	Recomm. torque	Protection
12 mm .472"	5,5 mm .217"	1,2-1,4 Nm 10.6-12.3 lb.in	

Type	Part numbers
FEM13U V0	th. 1,5 mm 1SNA 199 635 R2400
FC2	DIA. 2 mm 1SNA 007 865 R2600
FC4	DIA. 4 mm 1SNA 167 860 R0100
AL2	DIA. 2 mm 1SNA 163 043 R2100
AL3	DIA. 3 mm 1SNA 163 261 R0000
AL4	DIA. 4 mm 1SNA 163 262 R0100
BJS131 (2)	10 poles 1SNA 175 991 R1100
VJS11	1SNA 163 394 R2600
RDJ11	1SNA 168 783 R0100
PC13	10 poles 1SNA 173 510 R2000
TGA13	2 poles 1SNA 168 564 R0500
TGA13	3 poles 1SNA 168 565 R0600
TGA13	4 poles 1SNA 168 566 R0700
ANT	1SNA 168 675 R1400
FU633	6,35 x 32
	0,25 A 1SNA 168 554 R0300
	0,63 A 1SNA 168 555 R0400
	1 A 1SNA 168 556 R0500
	1,6 A 1SNA 168 557 R0600
	2,5 A 1SNA 168 558 R1700
	4 A 1SNA 168 559 R1000
	6,3 A 1SNA 168 560 R1500
	10 A 1SNA 168 561 R0200
	16 A 1SNA 168 562 R0300
Leakage current with neon indicator	< 0,5 mA (110 & 480 V) < 0,7 mA (230 V)

Type	Part numbers
FEM13U V0	th. 1,5 mm 1SNA 199 635 R2400
FC2	DIA. 2 mm 1SNA 007 865 R2600
FC4	DIA. 4 mm 1SNA 167 860 R0100
AL2	DIA. 2 mm 1SNA 163 043 R2100
AL3	DIA. 3 mm 1SNA 163 261 R0000
AL4	DIA. 4 mm 1SNA 163 262 R0100
BJS131 (2)	10 poles 1SNA 175 991 R1100
VJS11	1SNA 163 394 R2600
RDJ11	1SNA 168 783 R0100
PC13	10 poles 1SNA 173 510 R2000
TGA13	2 poles 1SNA 168 564 R0500
TGA13	3 poles 1SNA 168 565 R0600
TGA13	4 poles 1SNA 168 566 R0700
ANT	1SNA 168 675 R1400
FU633	6,35 x 32
	0,25 A 1SNA 168 554 R0300
	0,63 A 1SNA 168 555 R0400
	1 A 1SNA 168 556 R0500
	1,6 A 1SNA 168 557 R0600
	2,5 A 1SNA 168 558 R1700
	4 A 1SNA 168 559 R1000
	6,3 A 1SNA 168 560 R1500
	10 A 1SNA 168 561 R0200
	16 A 1SNA 168 562 R0300
Leakage current with LED indicator 24 V or 48 V	< 4,5 mA

Note : (1) Insulation voltage of terminal block - operating voltage : according to fuse.
(2) Use of these accessories requires the user to cut out the partition.

Fuse holder terminal blocks for 6,35 x 32 mm 1/4 x 1 1/4 in. fuses

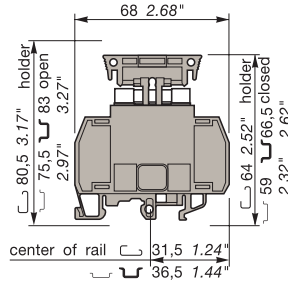
Screw clamp

DIN 1 - DIN 3



M 10/16.SF...

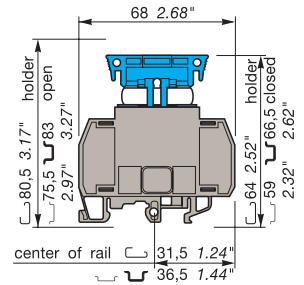
Spacing 16 mm (.630")



16 mm block with or without fusion indicator.

M 10/16.SN

Spacing 16 mm (.630")



16 mm block with disconnect link bar locked on blue holder.

Colour	Type	Part numbers
Without fusion indicator :		
Grey	M 10/16.SF	1SNA 115 377 R2400
For fusion indicator to be ordered separately :		
Grey	M 10/16.SFL	1SNA 115 378 R0500

Colour	Type	Part numbers
Grey	M 10/16.SN	1SNA 115 379 R0600

Characteristics				
Wire size	Screw clamp	Wire size		
		NFC DIN	UL	CSA
Rigid	0,5-10 mm ²	18-8 AWG	20-8 AWG	
Flexible	0,5-6 mm ²	18-8 AWG	20-8 AWG	

Characteristics				
Wire size	Screw clamp	Wire size		
		NFC DIN	UL	CSA
Rigid	0,5-10 mm ²	18-8 AWG	20-8 AWG	
Flexible	0,5-6 mm ²	18-8 AWG	20-8 AWG	

Voltage			
Rated	750 V Gr.C (1)	600 V (1)	600 V (1)
Impulse withstand			
Pollution degree			
Current			
Rated	16 A	16 A	16 A
Wire size			
Rated / Gauge	10 mm ²	8 AWG	8 AWG
Wire stripping length	Recomm. screwdriver	Recomm. torque	Protection
11 mm .433"	5,5 mm .217"	0,8-1 Nm 7.1-8.9 lb.in	

Voltage			
Rated	750 V Gr.C (1)	600 V	600 V
Impulse withstand			
Pollution degree			
Current			
Rated	16 A	16 A	16 A
Wire size			
Rated / Gauge	10 mm ²	8 AWG	8 AWG
Wire stripping length	Recomm. screwdriver	Recomm. torque	Protection
11 mm .433"	5,5 mm .217"	0,8-1 Nm 7.1-8.9 lb.in	

End stop		th. 9 mm	BADL	V0	1SNA 399 903 R0200
End stop		th. 10 mm	BAM2	V2	1SNA 206 351 R1600
End stop		th. 10 mm	BAM2 V0	V0	1SNA 296 351 R0000
Rail		35 x 7,5 x 1	PR3.Z2		1SNA 174 300 R1700
Rail		35 x 15 x 2,3	PR4		1SNA 168 500 R1200
Rail		35 x 15 x 1,5	PR5		1SNA 168 700 R2200
Rail		32 x 15 x 1,5	PR1.Z2		1SNA 163 050 R0400

Other end stops, rails and accessories : see section on accessories.

Notes

The use of some accessories may decrease the block's voltage rating. For more information, consult us.

Accessories



Type	Part numbers
1 Fuse 6,35 x 32 quick-blow fuse 250 V	FU633 6,35 x 32 0,25 A 1SNA 168 554 R0300 0,63 A 1SNA 168 555 R0400 1 A 1SNA 168 556 R0500 1,6 A 1SNA 168 557 R0600 2,5 A 1SNA 168 558 R1700 4 A 1SNA 168 559 R1000 6,3 A 1SNA 168 560 R1500 10 A 1SNA 168 561 R0200 16 A 1SNA 168 562 R0300
2 Comb-type jumper bar 70 A	PC16 2 poles 1SNA 116 729 R2600 70 A PC16 3 poles 1SNA 116 733 R1200 70 A PC16 4 poles 1SNA 116 734 R1300 70 A PC16 10 poles 1SNA 116 735 R1400
3 Insulating tip	EIP 1SNA 113 550 R2400
4 Fusion indicator (2)	LEN (2) Neon 110 - 230 V AC 1SNA 167 075 R2500 LEN (2) Neon 480 V AC 1SNA 103 909 R0000 Leakage current < 0,5 mA (110 & 480 V) with neon indicator < 0,7 mA (230 V AC)

Type	Part numbers
PC16 2 poles	1SNA 116 729 R2600
PC16 3 poles	1SNA 116 733 R1200
PC16 4 poles	1SNA 116 734 R1300
PC16 10 poles	1SNA 116 735 R1400
EIP	1SNA 113 550 R2400

Type	Part numbers
PC16 2 poles	1SNA 116 729 R2600
PC16 3 poles	1SNA 116 733 R1200
PC16 4 poles	1SNA 116 734 R1300
PC16 10 poles	1SNA 116 735 R1400
EIP	1SNA 113 550 R2400



GANGED POLYPHASE FUSE DISCONNECT

Hinged lever and pop-up carrier fuse holders are available in ganged polyphase 2, 3 and 4 pole assemblies, with up to 32 A fuses. Use for convenient manual isolating switches.



R See section on markers marking method

RC65 - RC610 RC810 Sides of block RC1010

RC65 - RC610 RC810 Sides of block RC1010

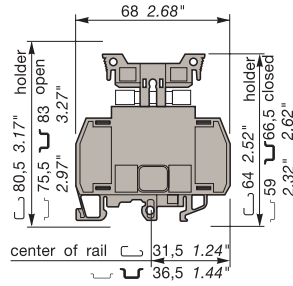
Note : (1) Insulation voltage of terminal block - operating voltage : according to fuse.
(2) Only for block P/N : 1SNA 115 378 R0500

Fuse holder terminal blocks for 8,5 x 31,5 mm ^{11/32} x ^{1 1/4} in. fuses Screw clamp

 **DIN 1 - DIN 3**

M 10/16.SF1

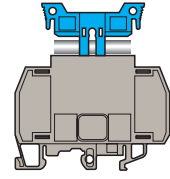
Spacing 16 mm (.630")






16 mm block without fusion indicator.




M 10/16.SN1

Spacing 16 mm (.630")



16 mm block with disconnect link bar locked on blue holder.

		
Colour	Type	Part numbers
Grey	 M 10/16.SF1	1SNA 115 375 R2200








		
Colour	Type	Part numbers
Grey / Blue	 M 10/16.SN1	1SNA 115 376 R2300

Characteristics					
Wire size	Screw clamp	NFC DIN		UL	CSA
		Rigid	0,5-10 mm ²		
Flexible	0,5-6 mm ²			20-8 AWG	

Characteristics					
Wire size	Screw clamp	NFC DIN		UL	CSA
		Rigid	0,5-10 mm ²		
Flexible	0,5-6 mm ²			20-8 AWG	

Voltage			
Rated	750 V Gr.C (1)		600 V (1)
Impulse withstand			
Pollution degree			
Current			
Rated	20 A		20 A
Wire size			
Rated / Gauge	10 mm ²		8 AWG
Wire stripping length	Recomm. screwdriver	Recomm. torque	Protection
11 mm .433"	5,5 mm .217"	0,8-1 Nm 7.1-8.9 lb.in	

Voltage			
Rated	750 V Gr.C (1)		600 V (1)
Impulse withstand			
Pollution degree			
Current			
Rated	20 A		20 A
Wire size			
Rated / Gauge	10 mm ²		8 AWG
Wire stripping length	Recomm. screwdriver	Recomm. torque	Protection
11 mm .433"	5,5 mm .217"	0,8-1 Nm 7.1-8.9 lb.in	




End stop		th. 9 mm	BADL	V0	1SNA 399 903 R0200
End stop		th. 10 mm	BAM2	V2	1SNA 206 351 R1600
End stop		th. 10 mm	BAM2 V0	V0	1SNA 296 351 R0000
Rail		35 x 7,5 x 1	PR3.Z2		1SNA 174 300 R1700
Rail		35 x 15 x 2,3	PR4		1SNA 168 500 R1200
Rail		35 x 15 x 1,5	PR5		1SNA 168 700 R2200
Rail		32 x 15 x 1,5	PR1.Z2		1SNA 163 050 R0400

Other end stops, rails and accessories : see section on accessories.

Notes

The use of some accessories may decrease the block's voltage rating. For more information, consult us.

Accessories

Type	Part numbers
 1 Fuse 8,5 x 31,5	FU853 2 A 1SNA 163 847 R2400 4 A 1SNA 163 848 R0500 6 A 1SNA 163 849 R0600 10 A 1SNA 163 850 R0300 16 A 1SNA 163 851 R2000 20 A 1SNA 163 852 R2100
 2 Comb-type jumper bar 70 A	PC16 2 poles 1SNA 116 729 R2600 PC16 3 poles 1SNA 116 733 R1200 PC16 4 poles 1SNA 116 734 R1300 PC16 10 poles 1SNA 116 735 R1400
3 Insulating tip	EIP 1SNA 113 550 R2400
 R See section on markers marking method	RC65 - RC610 RC810 Sides of block RC1010

Type	Part numbers
PC16 2 poles	1SNA 116 729 R2600
PC16 3 poles	1SNA 116 733 R1200
PC16 4 poles	1SNA 116 734 R1300
PC16 10 poles	1SNA 116 735 R1400
EIP	1SNA 113 550 R2400
RC65 - RC610 RC810 Sides of block RC1010	

Note : (1) Insulation voltage of terminal block - operating voltage : according to fuse.

Fuse-holder terminal blocks for 10,3 x 38 mm ^{13/32} x 1 1/2 in. fuses

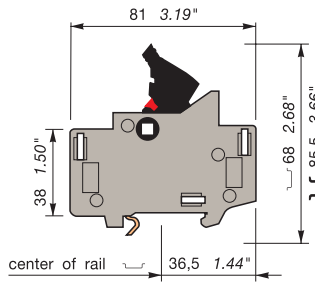
Screw clamp

DIN 3



DL 10/17,5.SF

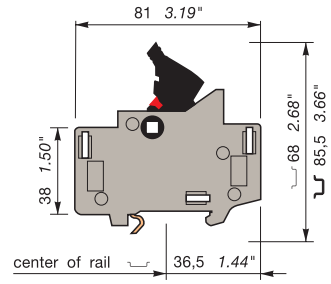
Spacing 17,5 mm (.689")



17,5 mm standard block.

DL 10/17,5.SN

Spacing 17,5 mm (.689")



17,5 mm block with disconnect link bar locked on grip. Blue marking on grip.

Colour	Type	Part numbers	
Grey/ black grip V0	DL 10/17,5.SF	1SNA 116 438	R1300

Colour	Type	Part numbers	
Grey/ black grip V0	DL 10/17,5.SN	1SNA 116 439	R1400

Wire size		IEC	DIN	UL	CSA
Screw clamp	Rigid	0,5-10 mm ²		18-6 AWG	18-6 AWG
	Flexible	0,5-10 mm ²		18-6 AWG	18-6 AWG

Wire size		IEC	DIN	UL	CSA
Screw clamp	Rigid	0,5-10 mm ²		18-6 AWG	18-6 AWG
	Flexible	0,5-10 mm ²		18-6 AWG	18-6 AWG

Voltage		690 V (2)	600 V (2)	600 V (2)
Rated				
Impulse withstand	6 kV			
Pollution degree	3			
Current		32 A	30 A	30 A
Rated				
Wire size		6 mm ² / A5	6 AWG	6 AWG
Rated / Gauge				
Wire stripping length	Recomm. screwdriver	Recomm. torque	Protection	
10 mm .394"	5,5 mm	1,2 Nm 10.6 lb.in	IP 20 NEMA 1	

Voltage		690 V (2)	600 V (2)	600 V (2)
Rated				
Impulse withstand	6 kV			
Pollution degree	3			
Current		32 A	30 A	30 A
Rated				
Wire size		6 mm ² / A5	6 AWG	6 AWG
Rated / Gauge				
Wire stripping length	Recomm. screwdriver	Recomm. torque	Protection	
10 mm .394"	5,5 mm	1,2 Nm 10.6 lb.in	IP 20 NEMA 1	

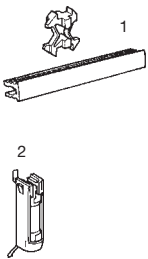
End stop		th. 9 mm	BADL	V0	1SNA 399 903	R0200
End stop		th. 10 mm	BAM2	V2	1SNA 206 351	R1600
End stop		th. 10 mm	BAM2 V0	V0	1SNA 296 351	R0000
Rail		35 x 7,5 x 1	PR3.Z2		1SNA 174 300	R1700
Rail		35 x 15 x 2,3	PR4		1SNA 168 500	R1200
Rail		35 x 15 x 1,5	PR5		1SNA 168 700	R2200
Rail		32 x 15 x 1,5	PR1.Z2		1SNA 163 050	R0400

Other end stops, rails and accessories : see section on accessories.

Notes

The use of some accessories may decrease the block's voltage rating. For more information, consult us.

Accessories



- 1 Assembly bar (1)
- 2 Fusion indicator

Type	Part numbers		
TGDL2	2 poles	1SNA 179 746	R1600
TGDL3	3 poles	1SNA 179 747	R1700
TGDL4	4 poles	1SNA 179 748	R2000
LEN.DL	80 - 400 V	1SNA 179 745	R1500

Type	Part numbers		
TGDL2	2 poles	1SNA 179 746	R1600
TGDL3	3 poles	1SNA 179 747	R1700
TGDL4	4 poles	1SNA 179 748	R2000

R



See section on markers marking method

RC 65 (horizontal)

Note : (1) Assembly bars are delivered with clamps to allow assembly of blocks together for multi-pole operation.
(2) Insulation voltage of terminal block - operating voltage : according to fuse.

Fuse-holder terminal blocks for 10,3 x 38 mm ^{13/32} x 1 ^{1/2} in. fuses

Screw clamp

 **DIN 1 - DIN 3**

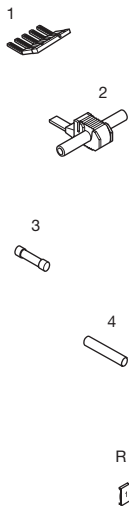
End stop		th. 9 mm	BADL	V0	1SNA 399 903 R0200
End stop		th. 10 mm	BAM2	V2	1SNA 206 351 R1600
End stop		th. 10 mm	BAM2 V0	V0	1SNA 296 351 R0000
Rail		35 x 7,5 x 1	PR3.Z2		1SNA 174 300 R1700
Rail		35 x 15 x 2,3	PR4		1SNA 168 500 R1200
Rail		35 x 15 x 1,5	PR5		1SNA 168 700 R2200
Rail		32 x 15 x 1,5	PR1.Z2		1SNA 163 050 R0400

Other end stops, rails and accessories : see section on accessories.

Notes

The use of some accessories may decrease the block's voltage rating. For more information, consult us.

Accessories



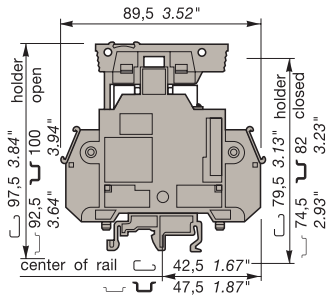
- 1 Comb-type jumper bar 70 A
- 2 IDC jumper
- 3 Fuse 10,3 x 38 - 500 V

- 4 Fusion indicator (2)

R See section on markers marking method

MB 10/22.SF...

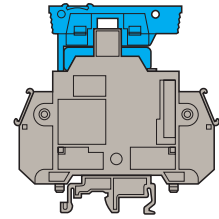
Spacing 22 mm (.866")



22 mm block with or without fusion indicator.

MB 10/22.SN

Spacing 22 mm (.866")



22 mm block with disconnect link bar locked on blue holder.

Colour	Type	Part numbers	Colour	Type	Part numbers
Without fusion indicator :			Grey / Blue	MB 10/22.SN	1SNA 116 304 R2500
Grey	MB 10/22.SF	1SNA 116 302 R2300			
With fusion indicator to be ordered separately :					
Grey	MB 10/22.SFL	1SNA 116 303 R2400			

Characteristics

Wire size		IEC	UL	CSA
		NFC DIN		
Screw clamp	Rigid	0,5-10 mm ²	18-6 AWG	18-6 AWG
	Flexible	0,5-6 mm ²	18-10 AWG	18-10 AWG

Voltage		800 V (1)	600 V (1)	600 V (1)
Rated				
Impulse withstand				
Pollution degree				

Current		30 A	32 A	30 A
Rated				

Wire size		6 mm ²	6 AWG	6 AWG
Rated / Gauge				
Wire stripping length	Recomm. screwdriver	6,5 mm .256"	Recomm. torque	2,3 Nm 20 lb.in
12,5 mm .492"			Protection	IP 10

Characteristics

Wire size		IEC	UL	CSA
		NFC DIN		
Screw clamp	Rigid	0,5-10 mm ²	18-6 AWG	18-8 AWG
	Flexible	0,5-6 mm ²	18-10 AWG	18-10 AWG

Voltage		800 V (1)	600 V	600 V
Rated				
Impulse withstand				
Pollution degree				

Current		30 A	32 A	32 A
Rated				

Wire size		6 mm ²	6 AWG	8 AWG
Rated / Gauge				
Wire stripping length	Recomm. screwdriver	6,5 mm .256"	Recomm. torque	2,3 Nm 20 lb.in
12,5 mm .492"			Protection	IP 10

Type	Part numbers	
PC22 3 poles	1SNA 205 295 R0600	
PC22 10 poles	1SNA 174 151 R2500	
AD2,5	1SNA 114 205 R2000	
FU103 STD Slow blow		
0,6 A	1SNA 167 086 R1100	
1 A	1SNA 167 087 R1200	
2 A	1SNA 167 076 R2600	1SNA 167 088 R2300
4 A	1SNA 167 077 R2700	1SNA 167 089 R2400
6 A	1SNA 167 078 R0000	1SNA 167 090 R2100
8 A	1SNA 167 079 R0100	1SNA 167 091 R1600
10 A	1SNA 167 080 R2700	1SNA 167 092 R1700
12 A	1SNA 167 081 R1400	
16 A	1SNA 167 082 R1500	1SNA 167 094 R1100
20 A	1SNA 167 083 R1600	1SNA 167 095 R1200
25 A	1SNA 167 084 R1700	
32 A	1SNA 167 085 R1000	
LEN (2) Neon 110 - 230 V	1SNA 167 075 R2500	
LEN (2) Neon 480 V AC	1SNA 103 909 R0000	
Leakage current with neon indicator	< 0,5 mA (110 & 480 V AC)	
	< 0,7 mA (230 V AC)	

Type	Part numbers	
PC22 3 poles	1SNA 205 295 R0600	
PC22 10 poles	1SNA 174 151 R2500	
AD2,5	1SNA 114 205 R2000	

RC610 on top of the block

RC610 on top of the block

Note : (1) Insulation voltage of terminal block - operating voltage : according to fuse.
(2) Only for P/N : 1SNA 116 303 R2400

Fuse holder terminal blocks with screwed plugs for 10,3 x 38 mm ^{13/32} x 1 1/2 in. and DO1 - DO2 fuses

Screw clamp

DIN 1 - DIN 3



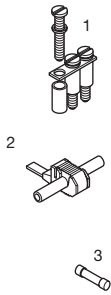
End stop		th. 9 mm	BADL	V0	1SNA 399 903 R0200
End stop		th. 10 mm	BAM2	V2	1SNA 206 351 R1600
End stop		th. 10 mm	BAM2 V0	V0	1SNA 296 351 R0000
Rail		35 x 7,5 x 1	PR3.Z2		1SNA 174 300 R1700
Rail		35 x 15 x 2,3	PR4		1SNA 168 500 R1200
Rail		35 x 15 x 1,5	PR5		1SNA 168 700 R2200
Rail		32 x 15 x 1,5	PR1.Z2		1SNA 163 050 R0400

Other end stops, rails and accessories : see section on accessories.

Notes

The use of some accessories may decrease the block's voltage rating. For more information, consult us.

Accessories



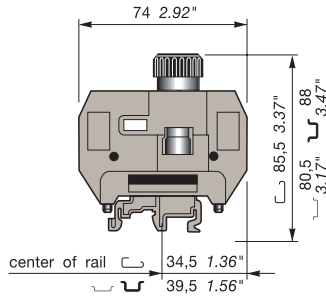
- 1 Standard jumper bar
- 2 IDC jumper
- 3 Fuse 10,3 x 38 500 V



R See section on markers marking method

MB 10/24.SF...

Spacing 24 mm (.950")



24 mm closed thermoset block for 10,3 x 38 and DO1 fuses.

Colour	Type	Part numbers	
Grey / white plug for 10,3 x 38 ^{13/32} x 1 1/2 fuses		MB 10/24.SF	1SNA 116 299 R2000
Grey / black plug for DO1 fuses		MB 10/24.SF1	1SNA 116 298 R2700

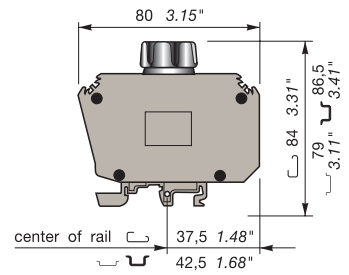
Characteristics

Wire size		NFC DIN	UL	CSA
Screw clamp	Rigid	0,5-16 mm ²	18-8 AWG	18-6 AWG
	Flexible	0,5-10 mm ²	18-8 AWG	18-6 AWG

Voltage		750 Gr.C (1)	600 V	600 V
Rated				
Impulse withstand				
Pollution degree				
Current		32 A	35 A	30 A
Rated				
Wire size		10 mm ²	8 AWG	6 AWG
Rated / Gauge				
Wire stripping length	Recomm. screwdriver	Recomm. torque	Protection	
13 mm .51"	6 mm .236"	1,2-1,4 Nm 10.6-12.3 lb.in	IP 10	

MB 25/30.SF

Spacing 30 mm (1.180")



30 mm closed block for DO2 fuses.

Colour	Type	Part numbers	
Grey / black plug for DO2 fuses		MB 25/30.SF	1SNA 116 305 R2600

Characteristics

Wire size		NFC DIN	UL	CSA
Screw clamp	Rigid	0,75-25 mm ²		
	Flexible	0,75-25 mm ²		

Voltage		750 Gr.C (1)		
Rated				
Impulse withstand				
Pollution degree				
Current		63 A		
Rated				
Wire size		25 mm ²		
Rated / Gauge				
Wire stripping length	Recomm. screwdriver	Recomm. torque	Protection	
10 mm .394"	8 mm .315"	2-2,5 Nm 17.4-21.7 lb.in	IP 10	

Type	Part numbers	
BJS24 30 A 10 poles	1SNA 167 856 R2100	
AD2,5 24 A	1SNA 114 205 R2000	
FU103 STD	Slow Blow	
0,6 A	1SNA 167 086 R1100	
1 A	1SNA 167 087 R1200	
2 A	1SNA 167 076 R2600	1SNA 167 088 R2300
4 A	1SNA 167 077 R2700	1SNA 167 089 R2400
6 A	1SNA 167 078 R0000	1SNA 167 090 R2100
8 A	1SNA 167 079 R0100	1SNA 167 091 R1600
10 A	1SNA 167 080 R2700	1SNA 167 092 R1700
12 A	1SNA 167 081 R1400	
16 A	1SNA 167 082 R1500	1SNA 167 094 R1100
20 A	1SNA 167 083 R1600	1SNA 167 095 R1200
25 A	1SNA 167 084 R1700	
32 A	1SNA 167 085 R1000	

Type	Part numbers	
BJS24 30 A 10 poles	1SNA 167 856 R2100	
AD2,5 24 A	1SNA 114 205 R2000	

RC610 Sides of block

Note : (1) Insulation voltage of terminal block - operating voltage : according to fuse.

RC810 Sides of block

RC1010

Safety connection terminal blocks

Screw clamp

DIN 1 - 3



refer to the section "Special Applications" for part numbers and characteristics.

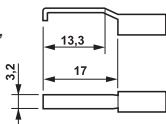
End stop		th. 9 mm	BADL	V0	1SNA 399 903 R0200
End stop		th. 10 mm	BAM2	V2	1SNA 206 351 R1600
End stop		th. 10 mm	BAM2 V0	V0	1SNA 296 351 R0000
Rail		35 x 7,5 x 1	PR3.Z2		1SNA 174 300 R1700
Rail		35 x 15 x 2,3	PR4		1SNA 168 500 R1200
Rail		35 x 15 x 1,5	PR5		1SNA 168 700 R2200
Rail		32 x 15 x 1,5	PR1.Z2		1SNA 163 050 R0400

Other end stops, rails and accessories : see section on accessories.

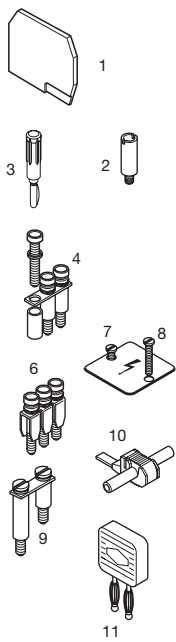
Notes

The use of some accessories may decrease the block's voltage rating. For more information, consult us.
BJDP4 permits the interconnection with a terminal block M 6/8.RS or M 10/10.RS

Each screw-clamp holds 2 bent lugs, as above (not supplied), for connection of wires :
 0,28 à 1,5 mm² / 1 à 2,5 mm²



Accessories



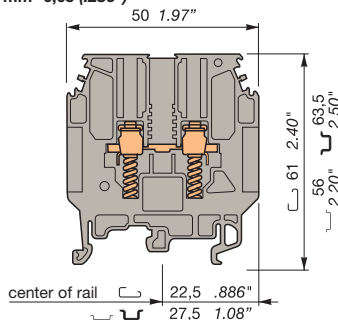
1	End section	grey beige
2	Test socket	
3	Test plug	
4	Jumper bar not assembled	
	Screw + post + washer IP20	
6	Assembled jumper bar (with IP20 protection)	
7	Protection label	
8	Screw for protection label	
9	Universal jumper bar	50 A
10	IDC jumper	
11	Bridging plug	



R See section on markers marking method

M 4/6.RS

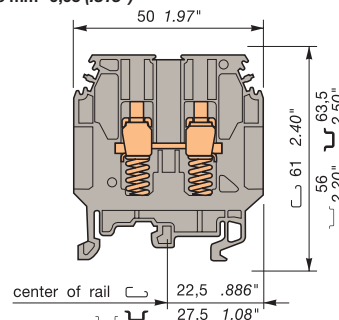
Spacing 6 mm -0,05 (.236")



Screw clamp terminal for bare wire or equipped with bent lug.

M 6/8.RS

Spacing 8 mm -0,05 (.315")



Screw clamp terminal for bare wire or equipped with bent lug.



Colour	Type	Part numbers
1 spring under each screw-clamp		
Grey	M 4/6.RS	1SNA 115 930 R1300
Blue	M 4/6.N.RS	1SNA 125 930 R1500

Colour	Type	Part numbers
1 spring under each screw-clamp		
Grey	M 6/8.RS	1SNA 115 685 R1200
Beige	M 6/8.RS V0	1SNA 195 685 R1300

Characteristics

Wire size	IEC			B.S. TS 50-18	CSA
	NFC	DIN			
Screw clamp	Rigid	0,2-4 mm ²			22-12 AWG
	Flexible	0,22-4 mm ²			22-12 AWG
Lugs	Flexible	0,5-1,5 mm ²		0,28-1,65 mm ²	

Voltage			
Rated	1000 V	500 V	600 V
Impulse withstand	8 kV		
Pollution degree	3		
Current			
Rated	32 A	25 A	25 A

Wire size	IEC			B.S. TS 50-18	UL/CSA
	NFC	DIN			
Screw clamp	Rigid	0,5-10 mm ²			20-12 AWG
	Flexible	0,5-6 mm ²			20-12 AWG
Lugs	Flexible			0,28-2,5 mm ²	

Characteristics

Wire size	IEC			B.S. TS 50-18	UL/CSA
	NFC	DIN			
Screw clamp	Rigid	0,5-10 mm ²			20-12 AWG
	Flexible	0,5-6 mm ²			20-12 AWG
Lugs	Flexible			0,28-2,5 mm ²	

Voltage			
Rated	800 V	500 V	600 V
Impulse withstand	8 kV		
Pollution degree	3		
Current			
Rated	41 A	25 A	25 A

Wire size	IEC			B.S. TS 50-18	UL/CSA
	NFC	DIN			
Screw clamp	Rigid	0,5-10 mm ²			20-12 AWG
	Flexible	0,5-6 mm ²			20-12 AWG
Lugs	Flexible			0,28-2,5 mm ²	

Type	Part numbers	
FEMR8	th. 2,8 mm	1SNA 116 987 R0200
AL2	DIA. 2,0 mm	1SNA 163 043 R2100
FC2	DIA. 2,0 mm	1SNA 007 865 R2600
BJS6 (1)	32 A 2 poles	1SNA 164 573 R2200
BJS6 (1)	32 A 3 poles	1SNA 164 574 R2300
BJS6 (1)	32 A 4 poles	1SNA 164 575 R2400
BJS6 (1)	32 A 5 poles	1SNA 164 736 R2500
BJS6 (1)	32 A 10 poles	1SNA 164 576 R2500
BJS6 (1)	32 A 20 poles	1SNA 174 784 R2000
EV6I		1SNA 206 394 R0200
BJMI6 (1)	32 A 2 poles	1SNA 176 663 R0000
BJMI6 (1)	32 A 3 poles	1SNA 176 664 R0100
BJMI6 (1)	32 A 4 poles	1SNA 176 665 R0200
BJMI6 (1)	32 A 5 poles	1SNA 176 666 R0300
BJMI6 (1)	32 A 10 poles	1SNA 176 667 R0400
EP6	4 blocks	1SNA 163 427 R1700
VSP68		1SNA 206 103 R0700
BJDP4 (2)	sp. 6 <-> sp. 8 or 10	1SNA 174 781 R2500

Type	Part numbers	
FEMR8	th. 2,8 mm	1SNA 116 987 R0200
FEMR8 V0	th. 2,8 mm	1SNA 196 987 R0300
AL4	DIA. 4,0 mm	1SNA 179 762 R1600
FC4	DIA. 4,0 mm	1SNA 167 860 R0100
BJS8 (1)	41 A 2 poles	1SNA 164 581 R1300
BJS8 (1)	41 A 3 poles	1SNA 164 582 R1400
BJS8 (1)	41 A 4 poles	1SNA 164 583 R1500
BJS8 (1)	41 A 5 poles	1SNA 164 737 R2600
BJS8 (1)	41 A 10 poles	1SNA 164 584 R1600
BJS8 (1)	41 A 15 poles	1SNA 174 788 R0400
BJS8 (1)	41 A 20 poles	1SNA 174 789 R0500
EV6I		1SNA 206 394 R0200
BJMI8 (1)	41 A 2 poles	1SNA 176 669 R1600
BJMI8 (1)	41 A 3 poles	1SNA 176 670 R1300
BJMI8 (1)	41 A 4 poles	1SNA 176 671 R0000
BJMI8 (1)	41 A 5 poles	1SNA 176 672 R0100
BJMI8 (1)	41 A 10 poles	1SNA 176 673 R0200
EP6	3 blocks	1SNA 163 427 R1700
EP8	4 blocks	1SNA 163 428 R2000
VSP68		1SNA 206 103 R0700
AD 2,5	24 A	1SNA 114 205 R2000
BP8.A4		1SNA 173 888 R2000

RC65 - RC610 Sides of blocks and RCT 610 top of blocks

RC810 Sides of blocks and RCT 810 top of blocks

Note : (1) Use of these accessories requires the user to cut out the partition.
 (2) See "Notes".

Heavy duty switch terminal blocks with safety connection

Screw clamp

DIN 1 - DIN 3



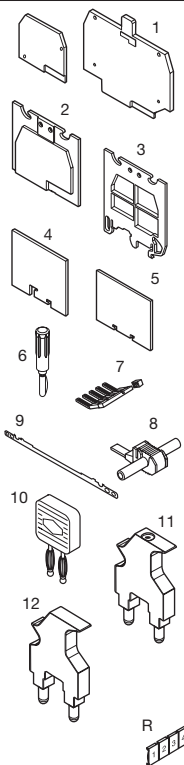
End stop		th. 9 mm	BADL	V0	1SNA 399 903 R0200
End stop		th. 10 mm	BAM2	V2	1SNA 206 351 R1600
End stop		th. 10 mm	BAM2 V0	V0	1SNA 296 351 R0000
End stop		th. 9,1 mm	BAMH	V2	1SNA 114 836 R0000
End stop		th. 9,1 mm	BAMH V0	V0	1SNA 194 836 R0100
Rail		35 x 7,5 x 1	PR3.Z2		1SNA 174 300 R1700
Rail		35 x 15 x 2,3	PR4		1SNA 168 500 R1200
Rail		35 x 15 x 1,5	PR5		1SNA 168 700 R2200
Rail		32 x 15 x 1,5	PR1.Z2		1SNA 163 050 R0400

Other end stops, rails and accessories : see section on accessories.

Notes

The use of some accessories may decrease the block's voltage rating. For more information, consult us.

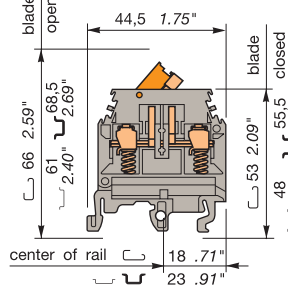
Accessories



1	End section	grey beige	FEM6	th. 2,8 mm	1SNA 118 368 R1600
2	Separator end section (block)	grey	SCF6	th. 3 mm	1SNA 118 707 R0300
3	Separator end section (rail)	grey	SCFM6	th. 3 mm	1SNA 114 825 R0500
4	Separator end section	grey	SCFEX1		th. 2,4 mm 1SNA 103 619 R0400
5	Separator end section	grey	SCFEX3		th. 2,4 mm 1SNA 103 620 R0100
6	Test plug		FC2	DIA. 2 mm	1SNA 007 865 R2600
7	Comb-type jumper bar		PC61	35 A 10 poles	1SNA 163 311 R2200
8	IDC jumper		AD2,5	24 A	1SNA 114 205 R2000
9	Shield connector		CBM5	th. 0,5 mm	1SNA 178 745 R1400
			CBM8	th. 0,8 mm	1SNA 178 746 R1500
10	Bridging plug				
11	Short-circuiting plug with test socket DIA. 4 mm/.16"				
12	Short-circuiting plug without test				
R	See section on markers marking method				

M 4/6.SNTS

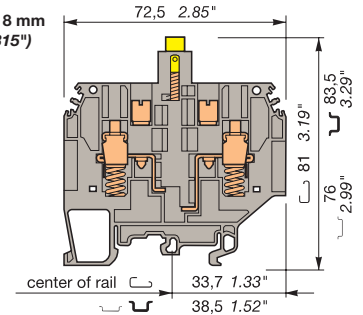
Spacing 6 mm + 0,05 (.238")



M 4/6.SN equipped with 2 test socket screws DIA. 2 mm/.079" with pressure springs under wire clamp for bare wire or wire equipped with flat lug.

M 6/8.STP.RS

Spacing 8 mm - 0,05 (.315")



Switch connection by a yellow push-turn knob (1/4 turn). Block equipped with 2 test sockets DIA. 4 mm/.16", pressure springs under wire clamps for bare wire or wire equipped with bent lug.

	Colour	Grey / Orange	Type	M 4/6.SNTS	Part numbers	1SNA 115 229 R2000
	Colour	Beige / Orange	Type	M 4/6.SNTS	Part numbers	1SNA 195 229 R2100

	Colour	Grey	Type	M 6/8.STP.RS	Part numbers	1SNA 115 678 R0200
--	--------	------	------	--------------	--------------	--------------------

Characteristics

Wire size		IEC	UL	CSA
		NFC DIN		
Screw clamp	Rigid	0,5-4 mm ²	22-10 AWG	20-12 AWG
	Flexible	0,5-4 mm ²	22-10 AWG	20-12 AWG
Lug				
	Flexible			

Voltage		500 V	300 V	300 V
Rated				
Impulse withstand				
Pollution degree				

Current		10 A	10 A	10 A
Rated				

Wire size		4 mm ²	10 AWG	12 AWG
Rated / Gauge				
Wire stripping length				
		9,5 mm .374"	4 mm .157"	0,5-0,6 Nm 4.4-5.3 lb.in

Characteristics

Wire size		IEC	B.S.	UL/CSA
		NFC DIN	TS 50-18	NRTL/C
Screw clamp	Rigid	0,5-10 mm ²		20-12AWG
	Flexible	0,5-6 mm ²		20-12 AWG
Lug				
	Flexible		0,28-2,5 mm ²	

Voltage		500 V	500 V	600 V
Rated				
Impulse withstand		6 kV		
Pollution degree		3		

Current		24 A	25 A	25 A
Rated				

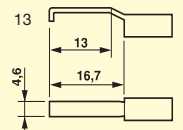
Wire size		6 mm ² / A5	2,5 mm ²	8 AWG
Rated / Gauge				
Wire stripping length				
		13 mm .512"	4-5 mm .157"-.197"	0,8-1 Nm 7.1-8.9 lb.in

Type	Part numbers
RC65 - RC610	Sides of block


Type	Part numbers
FEMR8T	th. 2,8 mm 1SNA 116 991 R0600
FEMR8T V0	th. 2,8 mm 1SNA 196 991 R0700
FC4	DIA. 4 mm 1SNA 167 860 R0100
AD2,5	24 A 1SNA 114 205 R2000
BP8.A4	1SNA 173 888 R2000
BNSTP1	light ivory 1SNA 196 792 R1700
BNSTP1	grey 1SNA 196 793 R1000
BNSTP2	red 1SNA 196 789 R2400
BNSTP2	grey 1SNA 196 790 R2100
RC810	Sides of block

Each wire clamp holds 2 bent lugs max. (not supplied) as hereunder for connection of wires :

0,28 to 1,5 mm²
1 to 2,5 mm²
2,5 to 6 mm²



Terminal blocks for test circuits with safety connections Screw clamp DIN 3



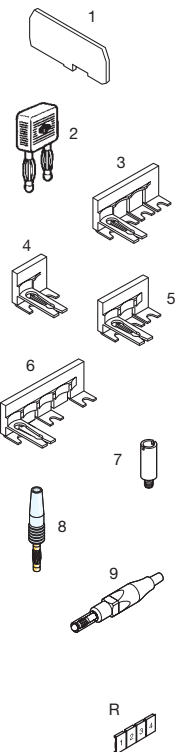
End stop		th. 9 mm	BADL	V0	1SNA 399 903 R0200
End stop		th. 10 mm	BAM2	V2	1SNA 206 351 R1600
End stop		th. 10 mm	BAM2 V0	V0	1SNA 296 351 R0000
Rail		35 x 7,5 x 1	PR3.Z2		1SNA 174 300 R1700
Rail		35 x 15 x 2,3	PR4		1SNA 168 500 R1200
Rail		35 x 15 x 1,5	PR5		1SNA 168 700 R2200
Rail		32 x 15 x 1,5	PR1.Z2		1SNA 163 050 R0400

Other end stops, rails and accessories : see section on accessories.

Notes

The use of some accessories may decrease the block's voltage rating. For more information, consult us. The terminal blocks of the **D 6/8.ST** series are called test blocks as their main function in current transformer circuits is to be able to test, measure, compare, change a protection or metering equipment without disturbing the circuits. The spring loaded clamp prevents extraction of cable in case of loosening of the screw.

Accessories

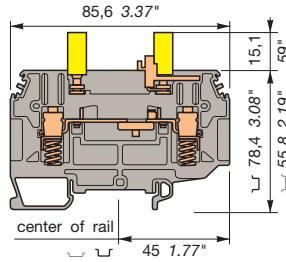


1	End section	FEM8T6	th. 1 mm	1SNA 215 266 R0100
2	Bridging plug	BP8.A4		1SNA 173 888 R2000
3	Sliding switch bridge 4 poles	PCS4	V0 IP 20	1SNA 199 870 R0400
4	Sliding switch bridge 2 poles	PCS2	V0 IP 20	1SNA 199 871 R2100
5	Sliding switch bridge 3 poles	PCS3	V0 IP 20	1SNA 199 872 R2200
6	Sliding switch bridge 3 poles	PCS3/5	V0 IP 20	1SNA 199 873 R2300
7	Test socket			
8	Test plug	FC4	DIA. 4,0 mm	1SNA 167 860 R0100
9	Test plug with IP20 mobile protection	FC4-1	DIA. 4,0 mm	1SNA 167 927 R1000

R See section on markers marking method

D 6/8.ST1.RS

Spacing 8 mm - 0,05 (.315")



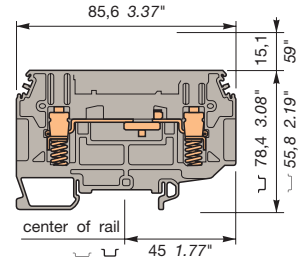
Switch connection by yellow sliding link operated by screw driver, equipped with 2 test socket screws DIA. 4 mm/.16". Block equipped with pressure spring under the clamp for bare cable or equipped with bended ferrules.



Colour	Type	Part numbers
Grey	D 6/8.ST1.RS	1SNA 115 831 R0400

D 6/8.ST.RS

Spacing 8 mm - 0,05 (.315")



Switch connection by yellow sliding link operated by screw driver. Block equipped with a pressure spring under the clamp for bare cable or equipped with bended ferrules.



Colour	Type	Part numbers
Grey	D 6/8.ST.RS	1SNA 115 914 R0700

Characteristics

Wire size	IEC			B.S.	CSA
	NFC	DIN			
Screw clamp	Rigid	0,5-10 mm ²			
	Flexible	0,5-6 mm ²			
Lugs	Flexible		0,28-2,5 mm ²		

Voltage

Rated	400 V		
Impulse withstand	6 kV		
Pollution degree	3		

Current

Rated	24 A		
-------	------	--	--

Wire size

Rated / Gauge	6 mm ² / A5	2,5 mm ²	
Wire stripping length	Recomm. screwdriver	Recomm. torque	Protection
16 mm	5 mm	0,8-1 Nm	IP 20
.51"	.20"	7.1-8.9 lb.in	NEMA 1

Characteristics

Wire size	IEC			B.S.	CSA
	NFC	DIN			
Screw clamp	Rigid	0,5-10 mm ²			
	Flexible	0,5-6 mm ²			
Lugs	Flexible		0,28-2,5 mm ²		

Voltage

Rated	400 V		
Impulse withstand	6 kV		
Pollution degree	3		

Current

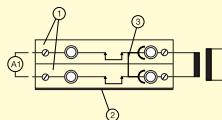
Rated	24 A		
-------	------	--	--

Wire size

Rated / Gauge	6 mm ² / A5	2,5 mm ²	
Wire stripping length	Recomm. screwdriver	Recomm. torque	Protection
16 mm	5 mm	0,8-1 Nm	IP 20
.51"	.20"	7.1-8.9 lb.in	NEMA 1

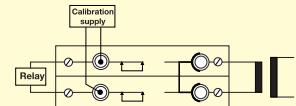
Applications : TEST DIAGRAMS OF CURRENT TRANSFORMER (T.I.)

- Normal operation

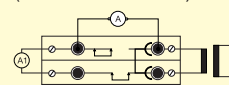


- ① Terminal block
- ② End section
- ③ Sliding switch bridge

- Protection circuit test (no superposition of current circuits)



- Control of measuring value : (ammeter calibration)



RC65 - RC610 RC810

RC65 - RC610 RC810

Electronic component holder terminal blocks
With diode
Double deck
Compression clamp
 DIN 1 - 3

DIN 1 - 3

A
10

BAMH		th. 9,1 mm V2	1SNA 114 836 R0000
BAMH V0		th. 9,1 mm V0	1SNA 194 836 R0100
PR3.Z2		35 x 7,5 x 1	1SNA 174 300 R1700
PR4		35 x 15 x 2,3	1SNA 168 500 R1200
PR5		35 x 15 x 1,5	1SNA 168 700 R2200
PR1.Z2		32 x 15 x 1,5	1SNA 163 050 R0400

Other end stops, rails and accessories : See section on accessories.

M 4/6.DE...D...

Spacing 6 mm (.236")

center of rail

Block equipped with two 1N 4007 diodes negative common (1000 V peak - 250 V service - 1 A).

M 4/6.DD...

Spacing 6 mm (.236")

Typical lamp test application

Block equipped with one 1N 4007 diode with two connections per anode and cathode (1000 V peak - 250 V service - 1 A)

		CE		UL		CSA		CE	
Type	P/N	Type	P/N	Type	P/N	Type	P/N	Type	P/N
Grey body 1 negative output M 4/6.DE1.D	1SNA 115 371 R2600	Grey body • Cathode (K) of the blocking diode connected to the lower circuit M 4/6.DD	1SNA 115 168 R2300	Grey body 1 negative output M 4/6.DE1.D1	1SNA 115 591 R0400	Grey body • Cathode (K) of the blocking diode connected to the upper circuit M 4/6.DD1	1SNA 115 184 R0400		
Grey body 2 negative outputs M 4/6.DE2.D	1SNA 115 327 R1200								

Characteristics			NFC	DIN	UL	CSA	NFC	DIN	UL	CSA
Wire size	Compression clamp	Rigid	0,5-4 mm ²				0,2-4 mm ²		22-12 AWG	18-12 AWG
		Flexible								
Rated voltage			500 V Gr.C			500 V Gr.C			600 V	
Rated current			20 A			20 A			25 A	
Rated wire size			4 mm ²			4 mm ²			12 AWG	
Other characteristics			Wire strip. length	Recomm. screwdriver	Recomm. torque	Protection	Wire stripping length	Recomm. screwdriver	Recomm. torque	Protection
			8,5 mm .33"	4 mm .157"	0,5-0,6 Nm 4,4-5,3 lb.in	IP20 NEMA 1	8,5 mm .33"	4 mm .157"	0,5 - 0,6 Nm 4,4 - 5,3 lb.in	IP 20 NEMA 1







Accessories			Type	P/N	Type	P/N
1	End section	grey	FEM6D	th. 1 mm 1SNA 118 499 R2300	FEM6D	th. 1 mm 1SNA 118 499 R2300
2	Separator end section	grey	SCF6D	th. 1 mm 1SNA 118 495 R1700	SCF6D	th. 1 mm 1SNA 118 495 R1700
3	Test socket		AL2 (1) DIA 2 mm	1SNA 163 070 R0000	AL2 (1)	DIA. 2 mm 1SNA 163 070 R0000
			AL3 (1) DIA.3 mm	1SNA 163 261 R0000	AL3 (1)	DIA. 3 mm 1SNA 163 261 R0000
4	Test device	grey	DCG	1SNA 163 218 R0500	DCG	1SNA 163 218 R0500
5	Test plug		FC2 (3) DIA.2 mm	1SNA 007 865 R2600	FC2 (3)	DIA. 2 mm 1SNA 007 865 R2600
32 A	Assembled jumper bar (with IP 20 protection)	32 A	BJMI6D(1)(2) 2 poles	1SNA 179 668 R2000	BJMI6D (1) (2)	2 poles 1SNA 179 668 R2000
		32 A	BJMI6D(1)(2) 3 poles	1SNA 179 669 R2100	BJMI6D (1) (2)	3 poles 1SNA 179 669 R2100
		32 A	BJMI6D(1)(2) 4 poles	1SNA 179 670 R2600	BJMI6D (1) (2)	4 poles 1SNA 179 670 R2600
		32 A	BJMI6D(1)(2) 5 poles	1SNA 179 671 R1300	BJMI6D (1) (2)	5 poles 1SNA 179 671 R1300
		32 A	BJMI6D(1)(2)10 poles	1SNA 179 672 R1400	BJMI6D (1) (2)	10 poles 1SNA 179 672 R1400
8	Connector plate	35 A	BJS61 (1)(2)10 poles	1SNA 168 485 R2700	BJS61 (1) (2)	10 poles 1SNA 168 485 R2700
9	Jumper bar not assembled	32 A	EV6D	1SNA 168 400 R1600	EV6D	1SNA 168 400 R1600
	Post + screw + washer		BJP61 (1)	1SNA 167 225 R2000	BJP61 (1)	1SNA 167 225 R2000
10	Pivoting jumper bar	35 A	PC61	10 poles 1SNA 163 311 R2200	PC61	10 poles 1SNA 163 311 R2200
11	Comb-type jumper bar	35 A	AD2,5	1SNA 114 205 R2000	AD2,5	1SNA 114 205 R2000
12	IDC jumper					
R	See section on markers marking method		RC65 - RC610	RCT610	RC65 - RC610	RCT610

Note : (1) These accessories can be mounted on the lower deck only.
 (2) Use of these accessories requires the user to cut out the partition.
 (3) For block equipped with AL2 or DCG.

**Component holder
terminal blocks
Empty blocks
Double deck blocks
Screw clamp**

 **DIN 1 - 3**



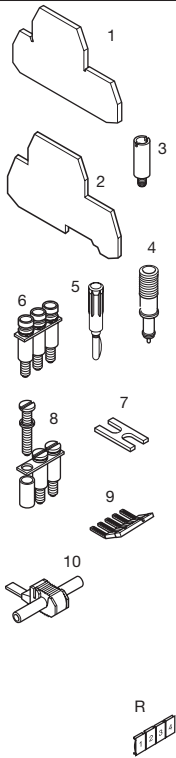
End stop		th. 9,1 mm	BAMH	V2	1SNA 114 836 R0000
End stop		th. 9,1 mm	BAMH VO	VO	1SNA 194 836 R0100
Rail		35 x 7,5 x 1	PR3.Z2		1SNA 174 300 R1700
Rail		35 x 15 x 2,3	PR4		1SNA 168 500 R1200
Rail		35 x 15 x 1,5	PR5		1SNA 168 700 R2200
Rail		32 x 15 x 1,5	PR1.Z2		1SNA 163 050 R0400

Other end stops, rails and accessories : see section on accessories.

Notes

The use of some accessories may decrease the block's voltage rating. For more information, consult us.

Accessories

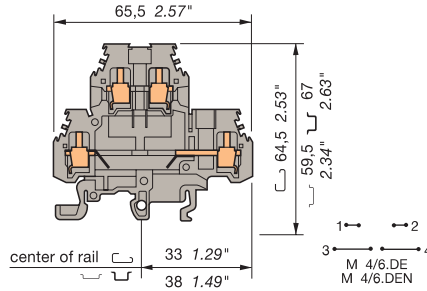


	Type	Part numbers	
1	End section	grey	
		blue	
	2	Separator end section	grey
	3	Test socket	
	4	Test device	grey
5	Test plug		
	6	Assembled jumper bar	32 A
		(with IP 20 protection)	32 A
			32 A
			32 A
7	Connector bar	35 A	
	8	Jumper bar not assembled	32 A
9	Screw + post + washer		
	9	Comb-type jumper bar	35 A
10	IDC jumper	24 A	

R See section on markers marking method

M 4/6.DE...

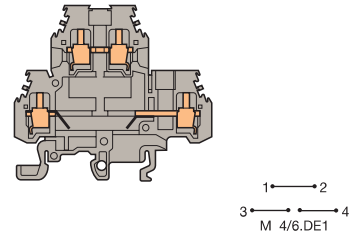
Spacing 6 mm +0,05 (.238")



Empty blocks for components (th. 5 mm max.).
Internal, soldered connections, external, by Screw clamp.

M 4/6.DE1

Spacing 6 mm +0,05 (.238")



Empty blocks for components (th. 5 mm max.).
Internal, soldered connections, external, by Screw clamp.

Colour	Type	Part numbers
Upper and lower circuit opened		
Grey	<input type="checkbox"/> M 4/6.DE	1SNA 115 185 R0500
Blue	<input type="checkbox"/> M 4/6.DEN	1SNA 125 185 R0700

Colour	Type	Part numbers
Lower circuit opened		
Grey	<input type="checkbox"/> M 4/6.DE1	1SNA 115 177 R1400

Wire size		NFC	DIN	UL	CSA
Screw clamp	Rigid	0,5-4 mm ²	22-12 AWG	22-12 AWG	22-12 AWG
	Flexible	0,5-4 mm ²	22-12 AWG	22-12 AWG	22-12 AWG

Wire size		NFC	DIN	UL	CSA
Screw clamp	Rigid	0,5-4 mm ²	22-12 AWG	22-12 AWG	22-12 AWG
	Flexible	0,5-4 mm ²	22-12 AWG	22-12 AWG	22-12 AWG

Voltage		500 V Gr.C	600 V	300 V
Rated				
Impulse withstand				
Pollution degree				
Current		26 A	20 A	20 A
Rated				
Wire size		4 mm ² / A4	12 AWG	12 AWG
Rated / Gauge				
Wire stripping length	Recomm. screwdriver	Recomm. torque	Protection	
8,5 mm	4 mm	0,5-0,6 Nm	IP20	
.33"	.157"	4.4-5.3 lb.in	NEMA 1	

Voltage		500 V Gr.C	600 V	300 V
Rated				
Impulse withstand				
Pollution degree				
Current		26 A	20 A	20 A
Rated				
Wire size		4 mm ² / A4	12 AWG	12 AWG
Rated / Gauge				
Wire stripping length	Recomm. screwdriver	Recomm. torque	Protection	
8,5 mm	4 mm	0,5-0,6 Nm	IP20	
.33"	.157"	4.4-5.3 lb.in	NEMA 1	

Type	Part numbers
FEM6D	th. 1,0 mm 1SNA 118 499 R2300
FEM6D	th. 1,0 mm 1SNA 128 499 R2500
SCF6D	th. 1,0 mm 1SNA 118 495 R1700
AL2	DIA. 2,0 mm 1SNA 163 070 R0000
AL3	DIA. 3,0 mm 1SNA 163 261 R0000
DCG	1SNA 163 218 R0500
FC2 (2)	DIA. 2,0 mm 1SNA 007 865 R2600
BJMI6D (1)(3)	2 poles 1SNA 179 668 R2000
BJMI6D (1)(3)	3 poles 1SNA 179 669 R2100
BJMI6D (1)(3)	4 poles 1SNA 179 670 R2600
BJMI6D (1)(3)	5 poles 1SNA 179 671 R1300
BJMI6D (1)(3)	10 poles 1SNA 179 672 R1400
EL6 (1)(3)	1SNA 173 627 R2100
BJS61 (1)(3)	10 poles 1SNA 168 485 R2700
EV6D	1SNA 168 400 R1600
PC61	th.0,5 mm 10 poles 1SNA 163 311 R2200
AD2,5	1SNA 114 205 R2000

Type	Part numbers
FEM6D	th. 1,0 mm 1SNA 118 499 R2300
SCF6D	th. 1,0 mm 1SNA 118 495 R1700
AL2	DIA. 2,0 mm 1SNA 163 070 R0000
AL3	DIA. 3,0 mm 1SNA 163 261 R0000
DCG	1SNA 163 218 R0500
FC2 (2)	DIA. 2,0 mm 1SNA 007 865 R2600
BJMI6D (1)	2 poles 1SNA 179 668 R2000
BJMI6D (1)	3 poles 1SNA 179 669 R2100
BJMI6D (1)	4 poles 1SNA 179 670 R2600
BJMI6D (1)	5 poles 1SNA 179 671 R1300
BJMI6D (1)	10 poles 1SNA 179 672 R1400
EL6 (1)	1SNA 173 627 R2100
BJS61 (1)	10 poles 1SNA 168 485 R2700
EV6D	1SNA 168 400 R1600
PC61	th.0,5 mm 10 poles 1SNA 163 311 R2200
AD2,5	1SNA 114 205 R2000

RC65 - RC610 Sides of block RCT610 Top of block
 Note : (1) Use of these accessories requires the user to cut out the partition.
 (2) For block equipped with AL2 or DCG.
 (3) These accessories can be used on the lower connection only.

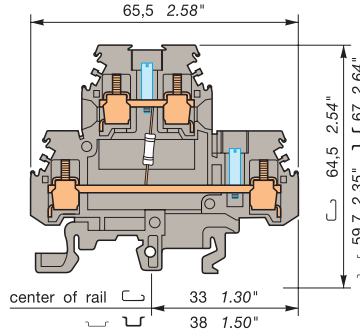
Electronic component holder terminal blocks With resistor

Screw clamp

 **DIN 1 - 3**

M 4/6.CA I/U - 250

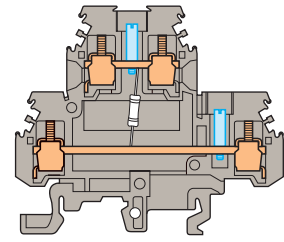
Spacing 6 mm (.236")









M 4/6 block equipped with a 250 Ω precision resistor and two DIA. 2 mm test sockets. For a 0-20 mA or 4-20 mA analog signal.

M 4/6.CA I/U - 500



Spacing 6 mm (.236")



M 4/6 block equipped with a 500 Ω precision resistor and two DIA. 2 mm test sockets. For a 0-20 mA or 4-20 mA analog signal.

BAMH		th. 9,1 mm V2	1SNA 114 836 R0000
BAMH V0		th. 9,1 mm V0	1SNA 194 836 R0100
PR3.Z2		35 x 7,5 x 1	1SNA 174 300 R1700
PR4		35 x 15 x 2,3	1SNA 168 500 R1200
PR5		35 x 15 x 1,5	1SNA 168 700 R2200
PR1.Z2		32 x 15 x 1,5	1SNA 163 050 R0400

Other end stops, rails and accessories : See section on accessories.

		CE			CE
Type	Part number	Type	Part number		
Grey body		Grey body			
M 4/6.CA I/U - 250	 1SNA 007 025 R1700	M 4/6.CA I/U - 500	 1SNA 007 026 R1000		

Component characteristics

Resistor	250 Ω	500 Ω
Rated power	0.35 W	0.35 W
Accuracy	0,1 %	0,1 %
Stability	25 ppm	25 ppm

Characteristics

		NFC	DIN	UL	CSA	NFC	DIN	UL	CSA
Wire size	Screw clamp	0,2-4 mm ²	0,22-4 mm ²			0,2-4 mm ²	0,22-4 mm ²		
	Rigid								
	Flexible								
Rated voltage	V								
Rated current	A	26				26			
Rated wire size		4 mm ²				4 mm ²			

Other characteristics

Wire stripping length	Recommended screwdriver	Recommended torque	Protection	Wire stripping length	Recommended screwdriver	Recommended torque	Protection
8,5 mm .33"	4 mm	0,4-0,6 Nm 3.5-5.3 lb.in	IP 20 NEMA 1	8,5 mm .33"	4 mm	0,4-0,6 Nm 3.5-5.3 lb.in	IP 20 NEMA 1

Accessories

	Type	Part numbers	Type	Part numbers
6 End section	grey	FEM6D th. 1 mm 1SNA 118 499 R2300	FEM6D th. 1 mm	1SNA 118 499 R2300
7 Separator end section	grey	SCF6D th. 1 mm 1SNA 118 495 R1700	SCF6D th. 1 mm	1SNA 118 495 R1700
8 Test device		DCG grey 1SNA 163 218 R0500	DCG grey	1SNA 163 218 R0500
9 Test plug		FC2 DIA. 2 mm 1SNA 007 865 R2600	FC2 DIA. 2 mm	1SNA 007 865 R2600
10 Comb-type jumper bar		PC61 10 poles 1SNA 163 311 R2200	PC61 10 poles	1SNA 163 311 R2200
11 IDC jumper		AD2,5 1SNA 114 205 R2000	AD2,5	1SNA 114 205 R2000

R See section on markers marking method

RC65 - RC610

RC65 - RC610

Thermocouple terminal blocks

Screw clamp

DIN 1 - 3



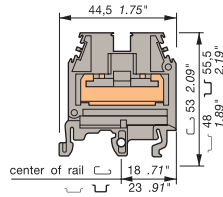
☒ refer to the section "Special Applications" for part numbers and characteristics.

End stop		th. 9 mm	BADL	V0	1SNA 399 903 R0200
End stop		th. 10 mm	BAM2	V2	1SNA 206 351 R1600
End stop		th. 10 mm	BAM2 V0	V0	1SNA 296 351 R0000
Rail		35 x 7,5 x 1	PR3.Z2		1SNA 174 300 R1700
Rail		35 x 15 x 2,3	PR4		1SNA 168 500 R1200
Rail		35 x 15 x 1,5	PR5		1SNA 168 700 R2200
Rail		32 x 15 x 1,5	PR1.Z2		1SNA 163 050 R0400

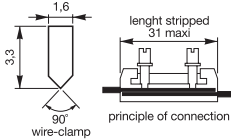
Other end stops, rails and accessories : see section on accessories.

MTC 6

Spacing 6 mm (.236")



6 mm block for thermocouple wires.



Thermocouple terminal blocks

Entrelec's MTC 6 thermocouple terminal block provides an interface for connecting thermocouple wire with virtually no loss of signal integrity. The interface design ensures positive wire continuity and allows selection and inventory of one terminal block for all thermocouple material.



Figure 1 : MTC 6 with shield connector

The thermocouple principle is based on the reaction of different metals to temperature. When thermocouple wires are terminated or connected, the "metal balance" must be maintained. The introduction of a foreign material (such as copper) results in loss of signal strength and integrity.

When running extended or intermittent lengths of thermocouple wire, to a measurement instrument, two solutions are available :

1. When signals are carried over a long distance, a thermocouple transmitter is required. The thermocouple signal, in millivolts (mV), is converted to a milliampere (mA) signal (i.e. 4-20 mA) for ease of transmission.
2. When thermocouple wire is of insufficient length, termination and interconnection, using terminal blocks, will extend its length.

Universal terminal block

Other thermocouple terminal blocks are available with hardware (screws, clamps and connecting bar) which match the thermocouple

		Type	Part number
Bloc standard	Grey body	MTC 6	1SNA 115 206 R2200

Characteristics	NFC DIN	UL	CSA
Wire size mm ² / AWG	2 Rigid conductors for thermocouple (Ø 0.9 - 1.5 mm)		
Rated voltage	V	500 V Gr.C	
Rated current			
Rated wire size			
Wire stripping length	mm / inches	31 mm max. / 1.22"	
Recommended torque	Nm / lb.in	0,4-0,6 Nm / 3,5-5,3 lb.in	

Accessories	Type	Part number
1 End section	grey	FEM6 th.,2,8 1SNA 118 368 R1600
2 Shield connector		CBM5 th.,0,5 1SNA 178 745 R1400
		CBM8 th.,0,8 1SNA 178 746 R1500

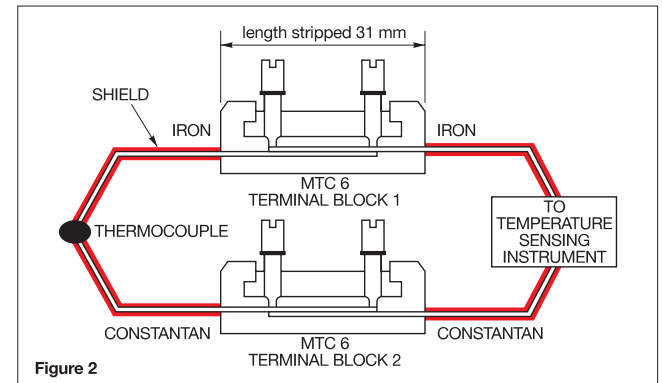
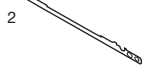
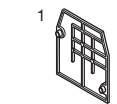


Figure 2

material being used. This requires inventory of many different terminal block types.

Entrelec's MTC 6 terminal block adapts to all thermocouple material. This "neutral" method of connection limits the introduction of foreign materials to an insignificant level. The thermocouple wire insulation is stripped (31 mm maximum) and the bare wires are superimposed on one another. The thermocouple wires are in contact over their complete 31 mm length and tightened at two points by round tip screws (see figure 2). The screws, made of plated brass, have only a mechanical function, that of holding the wires together with a point contact. Thus, the pressure points are not relevant in the connection environment. One thermocouple lead connects through one terminal block (see figure 2). The MTC 6 requires only 6 mm of space, allowing 50 terminals per foot of rail.

Thermocouple shield wire connector bar

The MTC 6 can be field of factory equipped with a shield connector bar (see figure 1). This bar, made of treated brass, mounts in the lower part of the terminal block. It ensures the continuity of the thermocouple wire shield through the terminal block or to ground with no additional spacing.

R See section on markers marking method

RC65 - RC610 Sides of block RCT610 Top of block

Miniblocks

for profil EN 50045

(DIN 46277/2)

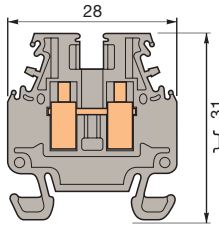
Screw clamp - Screw clamp

~ DIN 2



DR 1,5/4

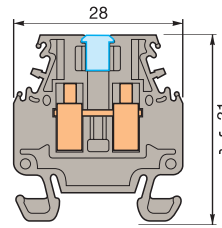
Spacing 4 mm (.157")



Standard block 4 mm.

DR 1,5/4.1

Spacing 4 mm (.157")



Standard block 4 mm with partition.



Color	Type	Part number
Grey	DR 1,5/4	1SNA 110 106 R2500
Grey V0	DR 1,5/4.V0	1SNA 399 575 R0000

Color	Type	Part number
Grey	DR 1,5/4.1	1SNA 110 107 R2600
Grey V0	DR 1,5/4.1.V0	1SNA 399 578 R1300

Characteristics

Wire size		IEC		UL	CSA
		NFC	DIN		
Screw	Rigid	0,2-1,5 mm ²		24-16 AWG	24-16 AWG
	Flexible	0,22-1,5 mm ²		24-16 AWG	24-16 AWG
	Rigid				
	Flexible				

Characteristics

Wire size		IEC		UL	CSA
		NFC	DIN		
Screw	Rigid	0,2-1,5 mm ²		24-16 AWG	24-16 AWG
	Flexible	0,22-1,5 mm ²		24-16 AWG	24-16 AWG
	Rigid				
	Flexible				

End stop	~	th. 6,5 mm	BADRL	V0	1SNA 199 420 R2100
Rail	~	15 x 5 x 1	PR2		1SNA 164 600 R1200

Other end stops, rails and accessories : see section on accessories.

Notes

Some accessories can decrease the block's voltage rating. Consult us for information.

Voltage

Rated	500 V	300 V	200 V
Impulse withstand	6 kV		
Pollution degree	3		

Voltage

Rated	500 V	300 V	200 V
Impulse withstand	6 kV		
Pollution degree	3		

Current

Rated	17,5 A	10 A	10 A
-------	--------	------	------

Current

Rated	17,5 A	10 A	10 A
-------	--------	------	------

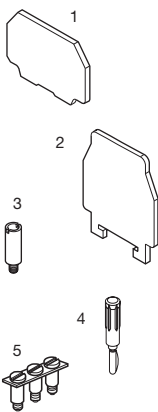
Wire size

Rated / Gauge	1,5 mm ² / A1	16 AWG	16 AWG
Wire strip. length	Recomm. screwdriver	Recomm. torque	Protection
7 mm	2,5 mm	0,4-0,6 Nm	IP20
.275"	.98"	3.5-5.3 lb.in	NEMA1

Wire size

Rated/gauge	1,5 mm ² / A1	16 AWG	16 AWG
Wire strip. length	Recomm. screwdriver	Recomm. torque	Protection
7 mm	2,5 mm	0,4-0,6 Nm	IP20
.275"	.98"	3.5-5.3 lb.in	NEMA1

Accessories



Type	Part number
1 End section	grey FED2-4 1SNA 215 580 R2100
	grey FED2-4 V0 1SNA 399 577 R0200
2 Circuit separator	white SCDR61 th. 0,3 mm 1SNA 173 016 R1000
3 Test socket	AL2-4 (1) DIA. 2,0 mm 1SNA 205 716 R0300
4 Test plug	FC2 (1) DIA. 2,0 mm 1SNA 007 865 R2600
5 Assembled jumper bar (without protection IP20)	BJM4 (1) 17,5 A 2 poles 1SNA 205 735 R0600
	BJM4 (1) 17,5 A 3 poles 1SNA 205 736 R0700
	BJM4 (1) 17,5 A 5 poles 1SNA 205 737 R0000
	BJM4 (1) 17,5 A 10 poles 1SNA 205 738 R1100

Type	Part number
FED2-4	1SNA 215 580 R2100
FED2-4 V0	1SNA 399 577 R0200
SCDR61	th. 0,3 mm 1SNA 173 016 R1000
AL2-4 (1)	DIA. 2,0 mm 1SNA 205 716 R0300
FC2 (1)	DIA. 2,0 mm 1SNA 007 865 R2600
BJM4 (1)	17,5 A 2 poles 1SNA 205 735 R0600
BJM4 (1)	17,5 A 3 poles 1SNA 205 736 R0700
BJM4 (1)	17,5 A 5 poles 1SNA 205 737 R0000
BJM4 (1)	17,5 A 10 poles 1SNA 205 738 R1100

Type	Part number
FED2-4	1SNA 215 580 R2100
FED2-4 V0	1SNA 399 577 R0200
SCDR61	th. 0,3 mm 1SNA 173 016 R1000
AL2-4 (1)	DIA. 2,0 mm 1SNA 205 716 R0300
FC2 (1)	DIA. 2,0 mm 1SNA 007 865 R2600
BJM4 (1)	17,5 A 2 poles 1SNA 205 735 R0600
BJM4 (1)	17,5 A 3 poles 1SNA 205 736 R0700
BJM4 (1)	17,5 A 5 poles 1SNA 205 737 R0000
BJM4 (1)	17,5 A 10 poles 1SNA 205 738 R1100



R See section on markers
Marking method

RC410 Sides of block

RC410 Sides of block

(1) A circuit separator SC is required with the use of these accessories.